

Product Data Sheet

ETS2-PL Series

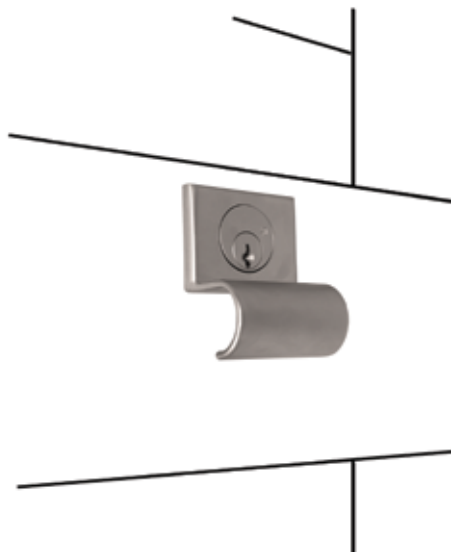
*Cabinet Pull for use with Olympus
Small Pin 7/8" Diameter Cabinet Locks*



The ETS2-PL cabinet pull mounts on the face of the cabinet and provides through-bolt mounting of the cabinet lock and pull in a single unit. This product provides added security and flexibility to our line of door and drawer cabinet locks. These items can be used in combination or separately to achieve a variety of configurations.

ETS2-PL

For 7/8" diameter lock nos. 100, 200, 500, 600



ETS2-PL Series

*Cabinet Pull for use with Olympus
Small Pin 7/8" Diameter Cabinet Locks*



ETS1-PL - Cabinet Pull

- The ETS2-PL cabinet pull is mounted on the face of the cabinet and provides through-bolt mounting of the cabinet lock and pull in a single unit
- Does not require use of ETS2 through-bolt mounting plate
- 1/8" thickness
- Works for both door or drawer applications
- If mounted "pull down" in drawer applications, the pull will protect the face of the cabinet from the wear and tear of hanging keys
- Works with existing ETST2 through-bolt templates
- Available in US3 and US26D finishes
- For 7/8" diameter lock nos.: 100, 200, 500, 600

For use with:

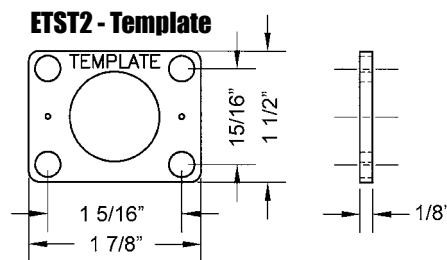
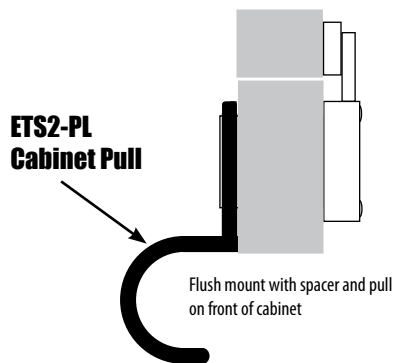
- For Olympus locks 100, 200, 500, 600
- ETS2-PL - Cabinet pull
 - ETS2-125 - 1/8" thick trim spacer
 - ETS2-250 - 1/4" thick trim spacer
 - ETST2 - Through-bolt mounting template

ETST2 - Through-Bolt Mounting Plate Template

- Allows for proper mounting hole placement of ETS2-PL cabinet pull
- Can be used as a 1/8" shim spacer
- Available in US3 and US26D finishes

ETS2 Cabinet Pull

Below illustrations do not represent all possible configurations.



It is recommended that you use the ETST2 template for proper placement and drilling of mounting holes prior to installation.