

# Cabinet Locks for Healthcare

**Cabinet lock solutions for casework, MRI rooms, medication carts, employee lockers and more.**

Olympus Lock manufactures a full range of cabinet lock products for use in healthcare environments including medical carts, hospital casework, medication cabinets, nurses stations, MRI rooms and employee lockers.

## Hospital Casework



ANSI/BHMA Grade 1 deadbolt cabinet door and drawer locks. Optional key-retaining function and extended bolts available. KA, KD, MK or GMK. N Series National keyway.

**100DR** — Deadbolt cabinet door lock  
**200DW** — Deadbolt cabinet drawer lock



ANSI/BHMA Grade 1 deadbolt cabinet door and drawer locks. Optional key-retaining function available. Accepts BEST compatible 6 or 7 pin small format interchangeable core cylinders.

**721DR** — Deadbolt cabinet door lock  
**721DW** — Deadbolt cabinet drawer lock



ANSI/BHMA Grade 1 deadbolt cabinet door and drawer locks. Optional key-retaining function available. KA, KD, MK or GMK. Schlage C Keyway or less cylinder.

**700S** — Deadbolt cabinet door lock  
**800S** — Deadbolt cabinet drawer lock



**L20V**

Heavy duty latch lock. KA, KD, MK or GMK. N Series National keyway.


**L20V** — Drawer latch lock



**L72V**

Heavy duty latch lock. Accepts BEST compatible 6 or 7 pin small format interchangeable core cylinders.

**L72V** — Drawer latch lock




**L78V**

4-way reversible latch lock. KA, KD, MK or GMK. Schlage C Keyway or less cylinder.

**L78V** — Drawer latch lock  
**L78L** — Door latch lock (left-hand)  
**L78R** — Door latch lock (right-hand)

# Cabinet Locks for Healthcare

## MRI Rooms




Includes copper plated non-magnetic keys for easy identification.

ANSI/BHMA Grade 1 deadbolt cabinet door and drawer locks. All non-ferrous, non-magnetic materials and components. Optional key-retaining function and extended bolts available. KA, KD, MK or GMK. N Series National keyway.

**100M** — Deadbolt cabinet door lock  
**20DM** — Deadbolt cabinet drawer lock

## Medical Carts




- **720B-DM** — Retrofits BEST 1E7D4. Solid brass, direct-drive cam lock. Accepts BEST compatible SFIC cylinders.
- **724VR** — Retrofits BEST 2P73. Includes caution flag when left unlocked. Accepts BEST compatible SFIC cylinders.
- **B7** — Retrofits BEST 5E. Fits in 3/4" diameter hole. Available in BEST compatible keyways.

## Employee Lockers



Uses padlock as locking device. Available in a variety of finishes. Optional cams are available separately to fit most applications. Padlock bumper plates are available to protect front of cabinet.

### Padlock Bumper Plates



**DCP-SP2**  
left-hand

**DCP-SP1**  
right-hand

### DCP Series



### DCP500 Series



**OLYMPUS  
LOCK**  
INC

Copyright © 2019 Olympus Lock, Inc.

Toll-free 800-525-0954 | [www.olympus-lock.com](http://www.olympus-lock.com)

LIT-F-HEALTH