


PD15REXKIT-M-ED

INSERT INSTRUCTIONS

Field Installable Request to Exit switch for PD15-UL-M-KIT. The kit's easy "drop-in" installation adds a switch that monitors the position of the push pad. This switch is SPDT (single pull, double throw).



REXKIT INCLUDES | WORKS WITH



- A. 1 REX Switch
 - B. 2 Cable Tie
 - C. 1 REX Sticker
 - D. 2 Phillips Screws
- PD15-UL-M-KIT

SPECIFICATIONS

- Single Pole - Double Throw (SPDT)
- Rating: .5A @24VAC
- Configuration: Green - Common (C)
Blue - Normally Open (NO)
Gray - Normally Closed (NC)



A. Feed loose wire side of REX switch underneath MM4RM in-between posts.

B. Pull wires thru and line up REX switch with REX post with REX arm facing outwards.



C. Secure REX switch to post with (2) Phillips screws provided.

D. Secure REX wire underneath MM4RM on the back left post with cable tie provided.



Green - Common (C)
 Blue - Normally Open (NO)
 Gray - Normally Closed (NC)