

6300R SERIES

Wide Stile Exit Device



Architectural Submittal Sheet



Rim
Ansi Type 1

Specifications

Rail	<ul style="list-style-type: none"> Extruded aluminum Specify 630F for full stainless surfaces (roll formed)
Latch	<ul style="list-style-type: none"> Stainless steel dead locking with 3/4" throw
Hand	<ul style="list-style-type: none"> Device is non-handed Trim is non-handed or field reversible
Dogging	<ul style="list-style-type: none"> Hex key dogging standard Cylinder dogging optional Dogging not available for fire labeled devices
Minimum Stile Width	<ul style="list-style-type: none"> 6300 - 3-1/2" 6400 - 2-1/8"
Door Thickness	<ul style="list-style-type: none"> 1-3/4" - 2" (Consult factory for other)
Door Width	<ul style="list-style-type: none"> 24", 36", 48" standard
Door Height	<ul style="list-style-type: none"> Panic - Up to 10' Fire - See fire ratings charts page 26
Strike Options	<ul style="list-style-type: none"> Default roller Blade stop Double door Windstorm/Fire Mullion - Panic Mullion uses standard roller strike
Finishes	<ul style="list-style-type: none"> 605 - Polished Brass, 606 - Satin Brass, 613 - Dark Bronze, 622 - Flat Black, 626 - Satin Chrome, 630 - Satin Stainless Steel, 630F - Full Satin Stainless Surfaces Optional Anti Microbial Coating available on 626, 630 & 630F
Fasteners	<ul style="list-style-type: none"> Includes machine and wood screws SNB Optional
Warranty	<ul style="list-style-type: none"> Ten (10) year limited warranty
Electrified Options	<ul style="list-style-type: none"> Motorized Latch Retraction Request to Exit/Signal Switch Alarmed Exit Latch Bolt Monitor ISMC Connectors
Certifications Compliances Listings	<ul style="list-style-type: none"> Listed for UL 305 "Panic", listed for UL 10C "Fire Exit Hardware" up to 3 hours. Certified to ANSI/BHMA A156.3 Grade 1 Approved for Florida HVHZ (High Velocity Hurricane Zone). +60/65 Complies with ADA (Americans with Disabilities Act) and ICC/ANSI 117.1 for Accessible and Usable Buildings Meets requirements of the Buy American Act



6300R SERIES

Wide Stile Exit Device

6300R Rim Wide Stile Exit Devices

PART	DESCRIPTION
6300R	Rim, Listed to UL305 for Panic, hex key dogging, 3'0" door
6300RF	Rim, Listed to UL10C for Fire, no dogging 3'0" door
6310R	Rim, Listed to UL305 for Panic, hex key dogging, 4'0" door
6310RF	Rim, Listed to UL10C for Fire, no dogging 4'0" door
6320R	Rim, Listed to UL305 for Panic, hex key dogging, 2'0" door
6320RF	Rim, Listed to UL10C for Fire, no dogging 2'0" door

Available with all electrified options.

Finishes



613 (US10B)
Dark Bronze



622(US19)
Flat Black



626 (US26D)
Satin Chrome



630 (US32D)
Satin Stainless

6300R Rim Mechanical Options

PART	DESCRIPTION
EC	End Cap Cover
TLA	Head Cover (Similar to 6200 Series)
AM	Anti Microbial (630/626 only)
WS	Florida HVHZ
CD	Cylinder Dogging
LD	Less Dogging
SNB	Sex Nuts & Bolts
BS	Blade Stop Strike
DD	Double Door Strike
SHS	Tamper Proof Security Head Screws

6300R SERIES


Wide Stile Exit Device

6300R Rim Electrical Options

PART	DESCRIPTION
AL	Alarmed Exit
LM	Latch Bolt Monitoring
MLR	Motorized Latch Retraction
SS	Signal Switch - Request to Exit or touch bar Monitoring
ALHW	Alarmed Exit with Hard Wire Power and Relay
ISMC	Industry Standard Molex Connector (order in addition to other electrified options)

- 1: For the MLR Motorized Latch Retraction option: 3 ft devices, maximum cut is 3". 4 ft devices, maximum cut is 9".
 2: For the Alarm option: 3 ft devices, maximum cut is 2". 4 ft devices, maximum cut is 8".


Escutcheon Trims

6N	FUNCTION	DESCRIPTION
 NARROW ESCUTCHEON	01	Blank
	02	Dummy Trim (Rigid Lever)
	03	Night Latch
	08	Classroom w/ Lever
	09	Storeroom w/ Lever
	14	Passage w Lever

Levers




Finishes



6300R SERIES

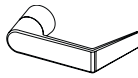
Wide Stile Exit Device

Escutcheon Trims

6W	FUNCTION	DESCRIPTION
	02	Dummy Trim (Rigid Lever)
	08	Classroom w/ Lever
	09	Storeroom w/ Lever
	14	Passage w/ Lever
	99	Electrified Storeroom

Levers

PHL



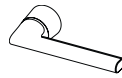
BSN



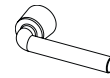
MIA



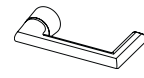
ORL



CHI



LAX



Finishes



613 (US10B)
Dark Bronze



622(US19)
Flat Black




625 (US26)
Bright Chrome



626 (US26D)
Satin Chrome



630 (US32D)
Satin Stainless

6T	FUNCTION	DESCRIPTION
	05	Classroom
	06	Storeroom
	15	Passage

Finishes



613 (US10B)
Dark Bronze



622(US19)
Flat Black




630 (US32D)
Satin Stainless

6300R SERIES

Wide Stile Exit Device

Pull Trims

6P	FUNCTION	DESCRIPTION
PULL TRIM 	02	Dummy Pull Trim
	03	Night Latch

Finishes




613 (US10B)
Dark Bronze



622(US19)
Flat Black




630 (US32D)
Satin Stainless

6G	FUNCTION	DESCRIPTION
GRIP PULL 	02	Dummy Trim (Grip Pull only)
	03	Night Latch
	M03	Night Latch (Mortise Device)

Finishes



613 (US10B)
Dark Bronze



622(US19)
Flat Black




630 (US32D)
Satin Stainless

6300R SERIES

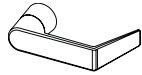
Wide Stile Exit Device

Sectional Trim

6S	FUNCTION	DESCRIPTION
SECTIONAL LEVER 	02	Dummy Trim
	08	Classroom w/ Lever
	09	Storeroom w/ Lever
	14	Passage w/ Lever

Levers

PHL



BSN




MIA



Finishes



613 (US10B)
Dark Bronze






622(US19)
Flat Black



626 (US26D)
Satin Chrome

OPTIONS
TC - Tactile Abrasive Coating (Lever trims only)
AM - Anti-Microbial

CYLINDER OPTIONS	ICON	LOCK ADJUSTMENT
SFL		N/C
LFL		\$10.00
D		N/C

IC Core not included.