



CL Series

Grade 2
Interconnected Locks



TABLE OF CONTENTS

PRODUCT SPECIFICATIONS	2
FINISHES	2
LEVER DESIGNS	3
PAST PERFORMANCE LOCATIONS.....	3
FUNCTIONS, CROSS REFERENCE, HANDING	4
HOW TO ORDER	5
KEYWAYS.....	5
CYLINDERS, CORES.....	6
LOCK BODY DIMENSIONS.....	6
STRIKES, LATCHBOLTS	7

SPECIFICATIONS



- FOR DOORS:**
 - 1-3/8" and 1-3/4" thick.
- PREPARATION:**
 - ANSI/BHMA A156.115 for 4" or 5-1/2" hole centers
- DUST BOX:**
 - Included for Latchbolt and Deadbolt.
- LATCHBOLT BACKSET:**
 - 2-3/8" and 2-3/4" (Default). Specify when ordering
- DEADBOLT BACKSET:**
 - Field adjustable for 2-3/8" and 2-3/4" (Default).
- STRIKE:**
 - "T"-Strike (Default). • ASA or Full-Lip optional
- ROSE:**
 - 3-3/8" DIA
- INSIDE ESCUTCHEON:**
 - 3-3/4"W x 9-3/4"H (Wrought)
- LATCHBOLT:**
 - 1/2" Throw
- DEADBOLT:**
 - 1" Throw
- THUMBTURN:**
 - ADA Compliant
- HANDING:**
 - Non-handed (Except for Memphis Lever)
- KEYS:**
 - Two (2) per Lock
- KEYWAYS:**
 - SCC Default (Schlage C Compatible).
 - For additional keyways, see Cylinders and Keying section.
- INTERCHANGEABLE CORE:**
 - 6-pin or 7-pin • Compatible with Best SFIC.
- CONVENTIONAL KEY IN KNOB/LEVER CYLINDER:**
 - 6-pin Cylinder keyed to 5-pins
 - Options: MK, CMK, or GMK, Zero Bitted (KO), Keyed Different (KD) or Keyed Alike (KA)
 - Can be keyed into existing master key systems. See Keyways Section.
- FINISHES:**
 - 605 (US3) Bright Brass, 613 (US10B) Oil Rubbed Bronze, 626 (US26D) Satin Chrome
- CERTIFICATIONS, LISTINGS,**
 - Complies with ANSI/BHMA 156.12-2013, Grade 2)
 - UL/CUL 10C listed for 3 hrs, for single doors up to 4'0" x 8'0"
- COMPLIANCES:**
 - Complies with ADA (Americans with Disabilities Act) and ICC/ANSI 117.1 for Accessible and Usable Buildings
- WARRANTY:**
 - Two (2) year Limited Warranty



CL176 Privacy w/Indicator



Indicator Showing Unoccupied



Indicator Showing Occupied

Note: Other finishes available. Contact Customer Service for quote and leadtime.

FINISHES



NEW 605 (US3)
Bright Brass,
Clear Coated

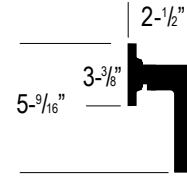
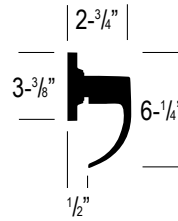
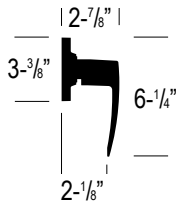
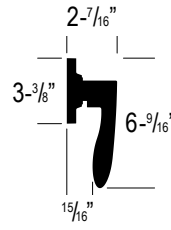
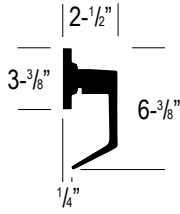


NEW 613 (US10B)
Oil Rubbed Bronze,
Oxidized Satin Bronze,
Oil Rubbed, No Coating



626 (US26D)
Satin Chromium Plated,
No Coating

LEVER DESIGNS



NOTE: Specify handing when ordering Memphis levers.

Denotes Compliance with ADA Guidelines

PAST PERFORMANCE LOCATIONS



BUFFALO HOUSING PROJECT
Buffalo, NY



ASSISTED LIVING
Litiz, PA



SPRINGFIELD APARTMENTS
Springfield, MA

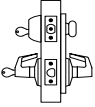
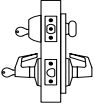
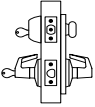
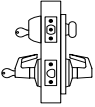
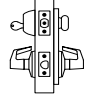
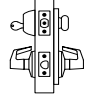
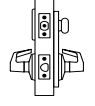
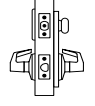


US NAVY HOUSING
Guam



MULTI-FAMILY
San Antonio, TX

PDQ FUNCTIONS

FUNCTION	FUNCTION NUMBER	OUTSIDE	INSIDE	DESCRIPTION	ANSI NUMBER
Storeroom Double Cylinder (See note) Privacy Lever	115 NEW			<ul style="list-style-type: none"> Deadlocking latch bolt is operated by key outside or operating lever Key outside projects or retracts dead bolt. Operating inside lever or key outside retracts dead bolt and deadlocking latch. 	F98
Entry Double Cylinder (See note) Privacy Lever	116			<ul style="list-style-type: none"> Outside lever locked by turn button in inside knob/lever Inside lever always free Unlocking of outside lever requires use of key or manual return of inside turn button Deadbolt is activated by key in outside deadlock or turnpiece inside Turning inside lever retracts deadbolt and latchbolt simultaneously 	F97
Entry Single Cylinder Passage Lever	126			<ul style="list-style-type: none"> Outside and Inside lever always free Deadbolt projected or retracted by key outside or turnpiece inside When deadbolt is projected, turning inside knob/lever retracts deadbolt and latchbolt simultaneously 	F95
Privacy with Dead Bolt Indicator No Cylinder Passage Lever	176			<ul style="list-style-type: none"> Outside and Inside lever always free Indicator outside Thumbturn inside extends/retracts deadbolt Emergency key outside retracts deadbolt When deadbolt is projected, turning inside lever retracts deadbolt and latchbolt simultaneously 	—

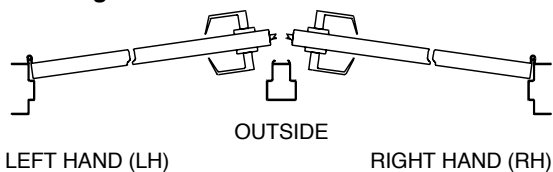
NOTE: Memphis lever not available in SFIC.

CROSS REFERENCE

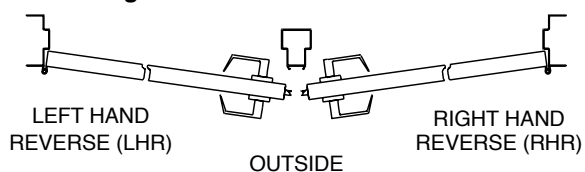
ANSI NUMBER / FUNCTION	PDQ	CAL-ROYAL	DORMA	FALCON	HAGER	SCHLAGE®	STANLEY®	YALE
95 / ENTRY, SINGLE CYLINDER	CL 126	HIL00, JHIL00	J310	—	3710	CS/RS 210 SERIES	QC1230 SERIES	4851LN
97 / ENTRY, DOUBLE CYLINDER	CL 116	HIL30, JHIL30	J353	H101DG	3753	CS/RS 250 SERIES	QC1250 SERIES	4871LN
98 / STOREROOM, DOUBLE CYLINDER	CL 115	—	—	—	—	CS/RS 280 SERIES	QC1285 SERIES	—
PRIVACY W/INDICATOR, NO CYLINDER	CL 176	—	—	—	—	—	QC1285 SERIES	—

HANDING

In Swing Door



Out Swing Door



ORDERING GUIDE

TYPE	LEVER DESIGNS ³	BACKSET	HANDING ²	STRIKE	KEYWAY
CL — Interconnected Lock	BSN — Boston MEM — Memphis ³ (Specify handing) MIA — Miami ORL — Orlando PHL — Philadelphia	238 — 2-3/8" 234 — 2-3/4" (Default)	LH — Left Hand RH — Right Hand	ASA — ASA FL — Full Lip T — "T" Strike (Default)	SCC — Default Others - See Keyways Table below
CL 126	PHL 626	234	— —	T SCC	D KD
115 — Storeroom, Double Cylinder 116 — Entry, Double Cylinder 126 — Entry, Single Cylinder 176 — Privacy With Dead Bolt Indicator. No Cylinder	605 — Bright Brass 613 — Oil Rubbed Bronze 626 — Satin Chrome		AM — Anti-microbial	D — Conventional Key in Knob/Lever Cylinder (Default) L — Less Cylinder SF6 — SFIC w/Core, 6 Pin SF7 — SFIC w/Core, 7 Pin SF6L — SFIC 6 Pin Housing less core SF7L — SFIC 7 Pin Housing less core	KD — Keyed Different Others - See Keying Table Below
FUNCTION	FINISHES ¹		SPECIAL FINISH COATING	CYLINDER OR HOUSING	KEYING

Ordering Example: CL 126 PHL 626 234 T D SCC KD

Notes: 1 - Other finishes available. Contact Customer Service. 2 - Specify handing when ordering Memphis lever.
3 - Memphis lever not available in SFIC.

KEYWAYS


CONVENTIONAL CYLINDER		SMALL FORMAT INTERCHANGEABLE CORE	
KEYWAY	PDQ KEYWAY DESIGNATOR	KEYWAY (BEST COMPATIBLE)	PDQ KEYWAY DESIGNATOR
Schlage C (Default)	SCC		
PDQ Restricted	TA	BEST A (Default), B, C, D, E, F, G, H, J, K, L, M, Q, R, WA, WB, WG, WH, TB, TD, TE, R	A (Default), B, C, D, E, F, G, H, J, K, L, M, Q, R, WA, WB, WG, WH, TB, TD, TE, R
Arrow AR1	AR1		
Corbin 59A1	CO59A1		
Corbin 60	CO6		
Corbin L4	CL4		
Russwin D1	RUD		PDQ1
Russwin 981	RUD981	PDQ Exclusive	PDQ2
Schlage E	SCE	PDQ Exclusive and Restricted	PDQ3
Schlage C	SCC		
Schlage C-K	SCC-K		
Sargent LA	SAL		
Sargent RA-RC	RA-RC		
Yale E1R	YAB		
Yale GA	GA		
Falcon E-R	FAL		
Kwikset	KW		

KEYING

DESCRIPTION	PDQ KEYING DESIGNATOR
Keyed Different (Default)	KD
Keyed Alike	KA
"O" Zero Bitted	KO
Master Keyed	MK
Construction Master Keyed	CMK
Grand Master Keyed	GMK

CYLINDERS/CORES

PDQ cylinders and cores are designed to interface with the keyways of most major lock manufacturers. Insert cylinders are designed to accept 6 pins and are combined for 5 pins. These cylinders are shipped with two keys. Interchangeable core cylinders are available combined or uncombined for 6 and 7 pins and must be specified when ordering. Available in two finishes—606 (US4) and 626 (US26D); specify when ordering separately.



Key in Knob/Lever Cylinder (Default)



Small Format Interchangeable Core.

CYLINDERS & CORES

DESCRIPTION	PINS	FINISHES	
		606	626
Conventional Key In Knob/Lever Cylinder (Default)	6 Pin	V4802-8	V4802-7
Small Format, Best® Compatible - Uncombined	6 Pin	I5206 -8	I5206 -7
	7 Pin	I5207-8	I5207-7
Small Format, Best® Compatible - Combined	6 Pin	I5206-1-8	I5206-1 -7
	7 Pin	I5207-1-8	I5207-1 -7

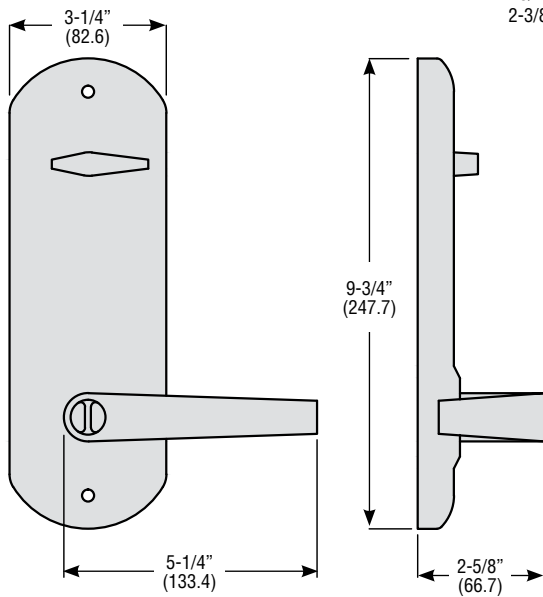
NOTE: Part Numbers Listed For Default Keyway. For Other Keyways, See Keyways Section.

HIGH SECURITY CYLINDERS & CORES

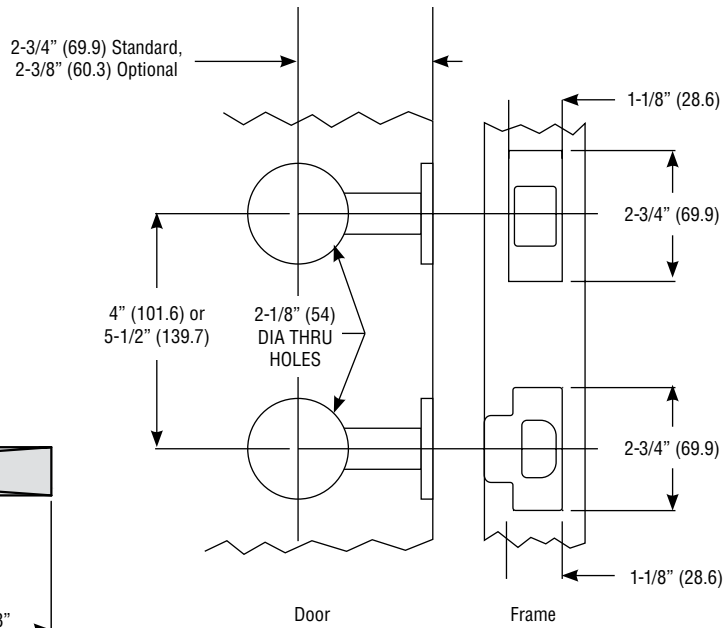
DESCRIPTION	PINS	FINISHES	
		606	626
Key in Knob/Lever Cylinder Key in Knob/Lever Cylinder - UL437	6 Pin	HSC125-8	HSC125-7
	6 Pin	HSC425-8	HSC425-7
Small Format, Best® Compatible - Combined Small Format, Best® Compatible - Combined	6 Pin	HSC806-8	HSC806-7
	7 Pin	HSC807-8	HSC807-7

NOTE: Part Numbers Listed For Default Keyway. For Other Keyways, See Keyways Section.

DIMENSIONS



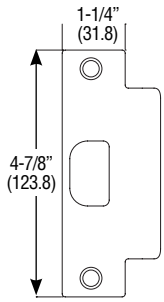
Note: Dimensions in parenthesis in millimeters



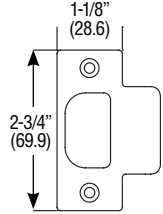
Note: Fits ANSI/BHMA 156.115 door preparation for Interconnected Locks

STRIKES

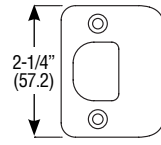
All PDQ series strikes are reversible and shipped with screws. Specify finish when ordering.



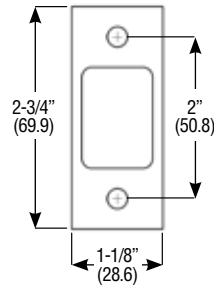
ASA ANSI Strike



"T" Strike Square Corners (Default)



FL Full Lip Strike



Deadbolt Strike Square Corners

NOTE: Dimensions in parenthesis in millimeters

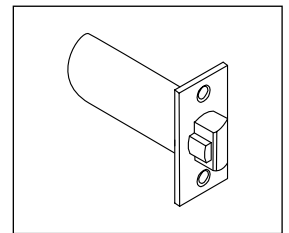
STRIKES

DESCRIPTION	FINISH N/A	605 (US3)	613 (US10B)	630 (US32D)
ASA Strike (any finish) 1-1/4" x 4-7/8"		V91900-5	V91901-6	V91901-1
T-Strike (any finish) 1-1/8" x 2-3/4"		V91901-5	V91901-6	V91901-1
Full Lip Strike (any finish) 1-5/8" x 2-1/4"		14702-5	14702-6	14702-1
Deadbolt Strike (any finish) 2-3/4" x 1-1/8"		V91901-5	V91901-6	V91901-1
Dust Box	I4587	—	—	—

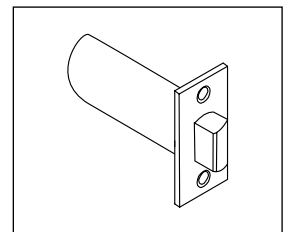
Note 1 - Dust Boxes for Deadbolt and Latchbolt included with the lock.

LATCHBOLTS

BACKSET	TYPE	FACEPLATE	CORNERS	PDQ NUMBER
2-3/8"	SPRINGLATCH	2-1/4" X 1	SQUARE (DEFAULT)	V21900-722
		2-1/4" X 1-1/8"	SQUARE	V21900-724
		2-1/4" X 1	1/4" RADIUS	V21900-722R
	DEADLATCH	2-1/4" X 1	SQUARE (DEFAULT)	V21900-721
		2-1/4" X 1-1/8"	SQUARE	V21900-723
		2-1/4" X 1	1/4" RADIUS	V21900-721R
2-3/4"	SPRINGLATCH	2-1/4" X 1	SQUARE	V21900-714
		2-1/4" X 1-1/8"	SQUARE (DEFAULT)	V21900-712
	DEADLATCH	2-1/4" X 1	SQUARE	V21900-711
		2-1/4" X 1-1/8"	SQUARE (DEFAULT)	V21900-713



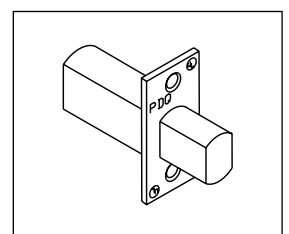
Latchbolt w/Dead Latch



Springlatch (w/out Deadlatch)

DEADBOLTS

BACKSET	TYPE	FACEPLATE	CORNERS	PDQ NUMBER
2-3/8" AND 2-3/4"	ADJUSTABLE	2-1/4" X 1	SQUARE (DEFAULT)	I04507
		2-1/4" X 1	1/4" RADIUS	I04507R



Deadbolt

WHEN TIME EQUALS MONEY
PDQ'S PRIORITY QUICKSHIP DELIVERS

AUBURN, WA 98001

SALT LAKE CITY, UT 84115

KANSAS CITY, MO 64116

**2754 CREEK HILL ROAD
LEOLA, PA 17540**

Our Four Distribution Centers are ideally located to provide quick delivery throughout the entire United States. Priority Quickship items will ship same day or next day after the order is received. Contact your sales representative or PDQ Customer Service for more information.



Headquarters: 2754 Creek Hill Road • Leola, PA 17540 • 800.441.9692 • 717.656.6892 Fax
Regional Distribution Centers: Kansas City, MO, Salt Lake City, UT, Seattle, WA
www.pdqlocks.com

PDQ'S CL Series Brochures are now printed entirely on Forest Stewardship Council™ certified paper. FSC Certification ensures that the paper used in this catalog contains fiber from well-managed and responsibly harvested forests that meet strict environmental and socioeconomic standards. We're proud to be one of the first hardware manufacturers in the country to make this significant move to help our environment. The FSC logo on our brochure signals not only FSC Certification, but also PDQ'S commitment to improving the environment.

