



PDQ Manufacturing
 2230 Embassy Dr.
 Lancaster, PA 17603
 833-273-7832
 Fax: 717-656-6892
 www.pdqlocks.com

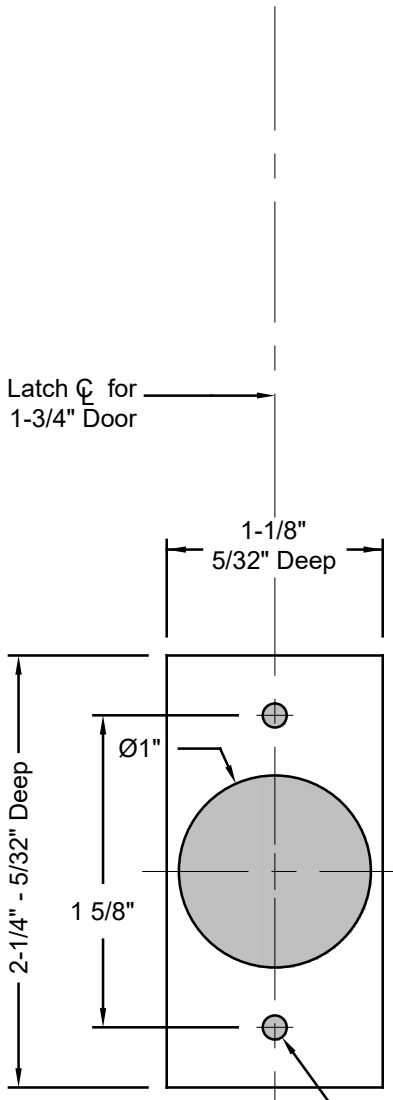
Installation Template for GTS Cylindrical Lever Locksets Excluding STS

THIS SIDE OF TEMPLATE FOR INSIDE OF LH/LHR DOORS

88318 REV3

LOW SIDE OF BEVEL
 HIGH SIDE OF BEVEL

MARK / DRILL ON INSIDE OF DOOR



Latch ϕ for
 1-3/4" Door

1-1/8"
 5/32" Deep

2-1/4" - 5/32" Deep

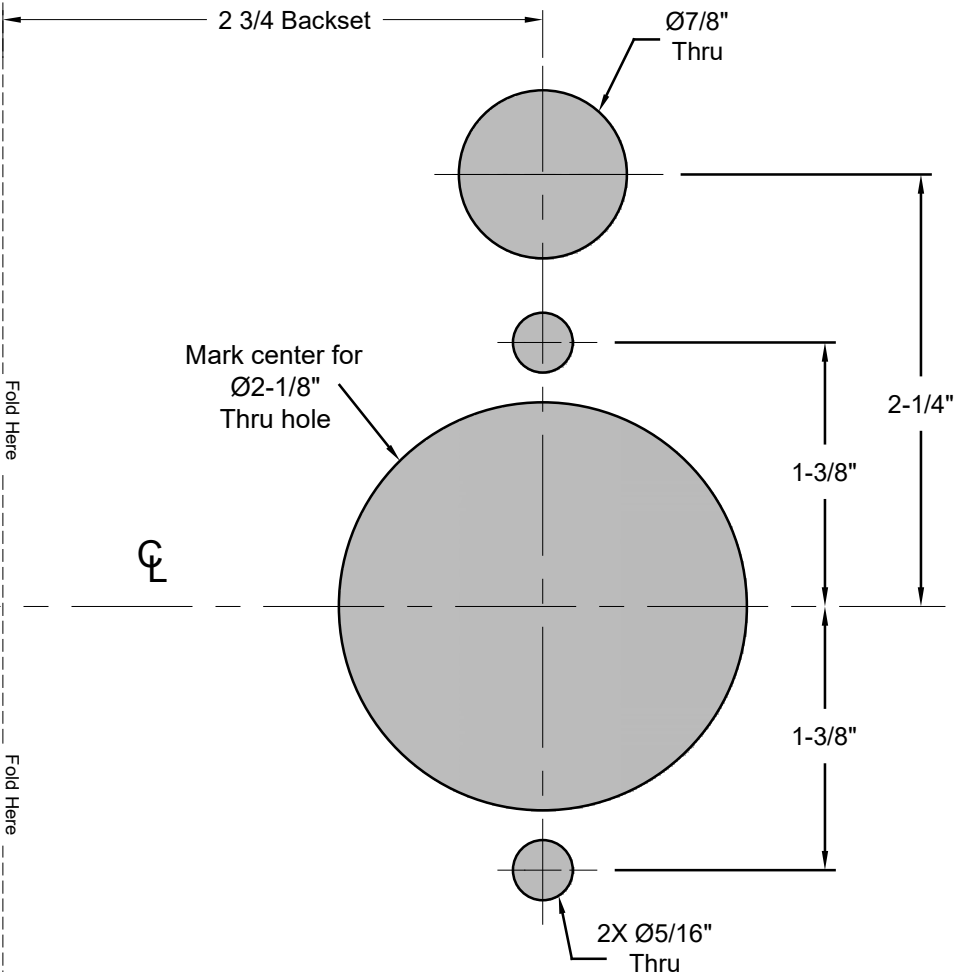
1 5/8"

$\phi 1"$

Fold Here
 Door Edge

Fold Here
 Door Edge

Metal - Drill/Tap #8-32
 Wood - 1/8" Pilot, 3/4" Deep



Mark center for
 $\phi 2-1/8"$
 Thru hole

ϕ

LOW SIDE OF BEVEL
 HIGH SIDE OF BEVEL

1-3/4" DOOR
 2" DOOR
 2 1/4" DOOR



PDQ Manufacturing
 2230 Embassy Dr.
 Lancaster, PA 17603
 833-273-7832
 Fax: 717-656-6892
 www.pdqlocks.com

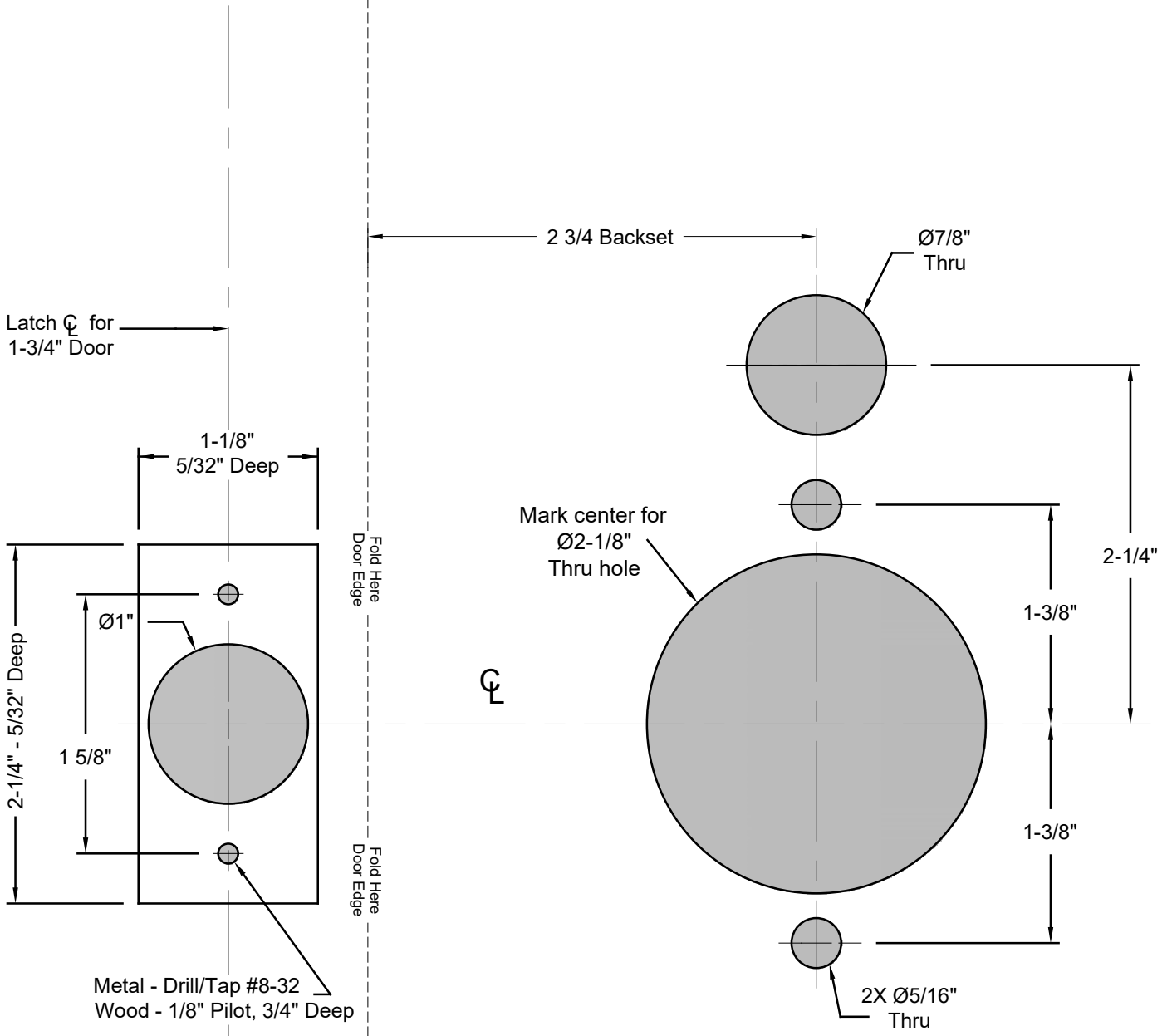
Installation Template for GTS Cylindrical Lever Locksets Excluding STS

THIS SIDE OF TEMPLATE FOR INSIDE OF LH/LHR DOORS

88318 REV3

LOW SIDE OF BEVEL
 HIGH SIDE OF BEVEL

MARK / DRILL ON INSIDE OF DOOR



LOW SIDE OF BEVEL
 HIGH SIDE OF BEVEL

