



Residential Price Book 9

Effective October 2, 2021 • Rev. October 2021



Schlage Encode™ Smart WiFi Deadbolt with Camelot trim in Black Stainless





TRUSTED IN OVER
40 MILLION
HOMES

Trust your home to Schlage.

For more than a century, Schlage has helped protect what matters most – peace of mind. Our long-standing commitment to transforming the industry is evidenced through our products, partners, software solutions, and brand DNA. Trusted in over 40 million homes, we strive to enhance everyday life by delivering door hardware and access control solutions focused on reliable experiences, modern simplicity, thoughtful innovation, and a dedication to craftsmanship. Where some see just a door, we see an opportunity to help our partners turn homes into havens. Trust your homes to Schlage.



Quickly install Schlage products with just a Phillips screwdriver



Choose from a range of lever, knob and trim styles to instantly elevate any room



Built with premium metal construction that adds strength, security and long life



Products feature advanced technology to keep the state-of-the-art moving forward

Electronic Locks

Connected deadbolts and levers7
 Available functions7
 Product identification7
 Finish codes & descriptions.7
 Latches & strikes7
 Standard features / configurations8
 Packaging & carton specs8
 BE489WBC Series Schlage Encode Plus™
 Smart WiFi Deadbolt.9
 FCE489 Series Schlage Encode™ Smart
 WiFi Deadbolt.10
 FCE489 Series Custom handleset interior
 options10
 FE489 Series Schlage Encode™ Smart
 WiFi Deadbolt with handleset exterior11
 FBE489 Series Schlage Encode™ Smart
 WiFi Deadbolt combo pack11
 FE489 Handleset interior options11
 FBE489 Knob and Lever options.11
 BE479AA Series Schlage Sense™12
 BR400 Series Schlage Sense™
 Wi-Fi Adapter12
 BE469ZP Series Schlage Connect™13
 BE468ZP Series13
 BE468GBAK Series Connect™ Touchscreen
 Deadbolt14
 JBE109 J-Series by Schlage Connected
 Deadbolt14
 JFE109 J-Series by Schlage Connected Lever14
 Keypad Locks15
 Code entry locks15
 Available functions15
 Product identification15
 Finish codes & descriptions.15
 Standard features / configurations16
 Latches & strikes16
 Standard features / configurations17
 Packaging & carton specs17
 Schlage Touch™ Deadbolts18
 Schlage Touch™ Levers.19
 Keypad deadbolts.20
 Keypad Entry with Flex-Lock21
 Keypad entry with auto-lock22
 J-Series by Schlage Non-Connected Lock22

Handlesets

FC Series23
 FCT Series29
 F Series31
 Available functions31
 Product identification31
 Latches & strikes31
 Standard features / configurations32
 Finish codes & descriptions.32
 Packaging & carton specs32
 Available styles33
 Pricing34
 Decorative collection.38
 J Series39
 Available functions39
 Product identification39
 Standard features / configurations40
 Finish codes & descriptions.40
 Packaging & carton specs40
 Pricing41

Levers

FC Series43
 FC Series decorative collection.49
 F Series50
 Available functions50
 Product information.50
 Latches & strikes50
 Standard features / configurations51
 Finish codes & descriptions.51
 Packaging & carton specs51
 Available styles52
 Pricing53
 Decorative collection.60
 J Series61
 Available functions61
 Product identification61
 Latches & strikes61
 Standard features / configurations62
 Finish codes & descriptions.62
 Packaging & carton specs62
 Pricing63

CONTENTS

Knobs

FC Series	67
FC Series decorative collection	74
F Series	75
Available functions	75
Product identification	75
Latches & strikes	75
Standard features / configurations	76
Finish codes & descriptions.	76
Available styles	77
Pricing	78
Decorative collection.	82
J Series	83
Available functions	83
Product identification	83
Latches & strikes	83
Standard features / configurations	84
Finish codes & descriptions.	84
Packaging & carton specs	84
Pricing	85

Deadbolts

B Series	87
Available functions	87
Product identification	87
Latches & strikes	87
Standard features / configurations	88
Finish codes & descriptions.	88
Packaging & carton specs	88
Pricing	89
Decorative Collection	91
J Series	93
Available functions	93
Product identification	93
Latches & strikes	93
Standard features / configurations	94
Finish codes & descriptions.	94
Packaging & carton specs	94
Pricing	95
Security sets	96
Available functions	96
Product identification	96
Finish codes & descriptions.	96
Pricing	97

Hardware & Accessories

Builder’s hardware99
 Barndoor hardware100
 Door hinges101
 Door stops102
 Pocket door hardware103
 Mail Slots, Viewers, & Door Knockers104
 Classic house numbers105
 Push, pull & kick plates107
 Hooks108
 Handrail brackets109
 Window hardware, flush pulls110
 Parts111
 Latch & strike quick reference guide111
 Latches112
 Strikes115
 Cylinders117
 Assembly screw kits118
 Thick door installation kits,
 FC miscellaneous parts,
 miscellaneous parts,
 discontinued lock parts119
 Key & cylinder stamping,
 residential master &
 construction keying121
 Construction core program123

Cables, Chains & Padlocks

Padlocks129
 Cables & chains130
 Security hasps132
How to Order
 How to order133
 Visual pack carton specifications134

Policies and documents
 The purchase of Allegion products is governed by the Allegion Authorized Seller Program. For program terms and conditions, and other program details, please visit: www.allegion.com/AuthorizedSeller.
 For Warranty information, visit us.allegion.com/warranty or contact Customer Service at 877-671-7011.

NOTES

Connected Deadbolts & Levers 7
 Code Entry Locks 15

Connected Deadbolts & Levers

AVAILABLE FUNCTIONS

Deadbolts



BE489WBC

BE489 - SCHLAGE ENCODE™ SMART WiFi DEADBOLT

- Secure, remote access from anywhere - no hubs or adapters required
- Seamlessly integrates with other smart technology in your home
- Works with the Schlage Home app, Key by Amazon and Amazon Alexa
- ANSI/BHMA A156.36 Commercial Grade 1
- ANSI/BHMA 156.40-2015 Residential Grade AAA
- UL Listed for 20 minute fire door.



BE479AA

BE469ZP

BE479 - SCHLAGE SENSE® SMART DEADBOLT

- Share and control access with Schlage Home app for iOS and Android
- Remote access available with Schlage Sense Wi-Fi Adapter
- Works with Apple HomeKit™ technology
- App includes access codes schedules and audit trail capability
- ANSI/BHMA A156.36-2010 Commercial Grade 1
- ANSI/BHMA 156.40-2015 Residential Grade AAA

BE469 - SCHLAGE CONNECT® WITH ALARM

- Uses Z-Wave® Plus to connect to an existing smart home or security system
- Includes a built-in alarm that detects activity at the door
- ANSI/BHMA A156.36-2010 Commercial Grade 1
- ANSI/BHMA 156.40-2015 Residential Grade AAA
- Auto Lock capability when programmed



BE468ZP or BE468GBAK

BE468 - SCHLAGE CONNECT®

- Uses Z-Wave® Plus or Zigbee to connect to an existing smart home or security system
- ANSI/BHMA A156.36-2010 Commercial Grade 2
- ANSI/BHMA 156.40-2015 Residential Grade BAA

PRODUCT IDENTIFICATION

BE	469ZP	V	CAM	619	12-342	10-116
Lock Series	Product	Vis Pack	Style	Finish Code	Latch	Strike

FINISH CODES & DESCRIPTIONS

505	530	605	608	609	618	619	620	621	622	625	626	716
Lifetime Bright Brass	Black Stainless	Bright Brass (US3)	Satin Brass	Antique Brass (US5)	Polished Nickel	Satin Nickel (US15)	Antique Pewter (US15A)	Distressed Nickel	Matte Black (US19)	Bright Chrome (US26)	Satin Chrome (US26D)	Aged Bronze

Non-standard finishes are not available.
 Full-color swatch examples available on inside Electronics tab.

LATCHES & STRIKES

Latches

Motorized Deadbolt Latches

12-342 - Tapered Deadbolt Dual Option (Round, Drive-in) - **STANDARD**

12-344 - Tapered Deadbolt Triple Option (Round, Square, Drive-in)

Motorized Deadbolt Entry Set Latches

16-264 - Combo Taper Deadbolt & Spring Latch Dual Option (Round, Drive-in) - **STANDARD**

Non-Motorized Deadbolt Latches

12-321 - Dual Option (Round, Drive-in) - **STANDARD**

12-287 - Triple Option (Round, Square, Drive-in)

Keyed Latches - Dead Latches

16-086 - Dual Option (Round, Drive-in) - **STANDARD**

16-211 - Triple Option (Round, Square, Drive-in)

Strikes

Deadbolt Strikes

10-116 - Round Corner Strike with Reinforcer - **STANDARD**

Deadbolt Entry Set Strikes

10-115 - Round Corner Full Lip Strike Set - **STANDARD**

Lever Strike

10-027 - Round Corner Full Lip Strike - **STANDARD**

ELECTRONIC LOCKS CONNECTED HOME

STANDARD FEATURES / CONFIGURATIONS

	Schlage Encode™ BE489WBC	Schlage Sense® BE479AA	Schlage Connect® BE469ZP	Schlage Connect® BE468ZP or BE468GBAK
Certification:	ANSI/BHMA A156.36 Commercial Grade 1 ANSI/BHMA 156.40-2015 Residential Grade AAA UL Listed for 20 minute fire door. No hose	ANSI/BHMA A156.36-2010 Commercial Grade 1 ANSI/BHMA 156.40- 2015 Residential Grade AAA	ANSI/BHMA A156.36-2010 Commercial Grade 1 ANSI/BHMA 156.40- 2015 Residential Grade AAA	ANSI/BHMA A156.36-2010 Commercial Grade 2 ANSI/BHMA 156.40- 2015 Residential Grade BAA
Product Dimensions: (wxhxd)	ext: 3" x 5" x 0.9" int: 3" x 5.5" x 2.2"	ext: 3" x 5" x 1" int: 3" x 8" x 2"	ext: 3" x 5" x 1" int: 3" x 8" x 2"	ext: 3" x 5" x 1" int: 3" x 8" x 2"
Weight:	3.4 lbs	3.5 lbs	3.5 lbs	3.5 lbs
Warranty:	3 year electronics, limited lifetime mechanical & finish	3 year electronics, limited lifetime mechanical & finish	3 year electronics, limited lifetime mechanical & finish	3 year electronics, limited lifetime mechanical & finish
Battery:	4 AA	4 AA	4 AA	4 AA
Latch Throw:	1/2"	1"	1"	1"
Key & Cylinder:	1 key, 5-pin, C keyway	1 key, 5-pin, C keyway	1 key, 5-pin, C keyway	1 key, 5-pin, C keyway
Door Thickness:	1 3/8" to 1 3/4" Thick door kit extends 1 7/8" to 2 1/2"	1 3/8" to 1 3/4"; Thick door kit extends 1 7/8" to 2 1/2"	1 3/8" to 1 3/4"; Thick door kit extends 1 7/8" to 2 1/2"	1 3/8" to 1 3/4"; Thick door kit extends 1 7/8" to 2 1/2"
Cross Bore Distance:	4" center-to-center minimum	4" center-to-center minimum	4" center-to-center minimum	4" center-to-center minimum
Cross Bore Diameter:	1 1/2" or 2 1/8"	1 1/2" or 2 1/8"	1 1/2" or 2 1/8"	1 1/2" or 2 1/8"
Edge Bore Diameter:	1"	1"	1"	1"
Backset:	2 3/8" or 2 3/4"	2 3/8" or 2 3/4"	2 3/8" or 2 3/4"	2 3/8" or 2 3/4"
Faceplate Size:	1" x 2 1/4"	1" x 2 1/4"	1" x 2 1/4"	1" x 2 1/4"
Faceplate Options:	Round corner, square corner, and drive-in (triple option standard)	Round corner, square corner, and drive-in (dual option standard)	Round corner, square corner, and drive-in (dual option standard)	Round corner, square corner, and drive-in (dual option standard)
Strike:	1 1/8" x 2 3/4" round corners, strike reinforcer	1 1/8" x 2 3/4" round corners, strike reinforcer	1 1/8" x 2 3/4" round corners, strike reinforcer	1 1/8" x 2 3/4" round corners, strike reinforcer
Codes:	Pre-set, unique 6 digit programming code, 2 pre-set unique 4-digit access codes, 100 access code capacity	Pre-set, unique 6 digit programming code, 2 pre-set unique 4-digit access codes, 30 access code capacity (4-8 digits)	Pre-set, unique 6-digit programming code, two pre-set unique 4-digit access codes, 30 code capacity	Pre-set, unique 6-digit programming code, two pre-set unique 4-digit access codes, 30 code capacity
Communications:	WiFi	Bluetooth® Smart***	900 MHz (Z-Wave® RF)**	900 MHz (Z-Wave® RF)**
Operating Temps:	Ext: -35C to 66C Int: -10C to 49C	Ext: -35C to 66C Int: -10C to 49C	Ext: -30C to 66C Int: -10C to 49C	Ext: -30C to 66C Int: -10C to 49C

*** The Bluetooth® word mark and logos are registered trademarks owned by Bluetooth SIG, Inc. and any use of such marks by Schlage Lock Company, LLC is under license. ^HomeKit™ is a trademark of Apple Inc.

PACKAGING & CARTON SPECS

	INDIVIDUAL CARTON				SHIPPER					
	CARTON WEIGHT	HEIGHT	WIDTH	DEPTH	QTY. SHIPPER	CARTON WEIGHT	CU. FT.	HEIGHT	WIDTH	DEPTH
BE489	3.4 lbs	4.53 in.	9.10 in.	4.95 in.	4	14.2		9.5 in.	9.375 in.	10.25 in.
BE479	5.2 lbs	9.8 in.	6.5 in.	5.7 in.	1	5.2	0.21	9.8 in.	6.5 in.	5.7 in.
BE469	3.8 lb	9.25 in.	5.125 in.	4.5 in.	4	16.0	0.58	10.0 in.	9.625 in.	10.5 in.
BE468	3.8 lb	9.25 in.	5.125 in.	4.5 in.	4	16.0	0.58	10.0 in.	9.625 in.	10.5 in.
BE469	3.6 lb	4.53 in.	9.19 in.	XX	4	15	XX	9.5 in.	9.375 in.	10.25 in.
FE599	5.15 lb	8.86 in.	7.42 in.	5.87 in.	2	10.8	0.42	9.55 in.	7.8 in.	12.08 in.

For Vis Pack carton specs, see page 136

PEACE OF MIND FROM ANYWHERE

- Secure remote access from anywhere - no hubs or adapters required
- Smaller interior trim offers more stylish aestheti
- Works with Schlage Home app, Key by Amazon and Amazon Alexa
- Firmware updates through the app ensure future compatibility



**BE489WBC
Schlage Encode™ Smart WiFi Deadbolt**

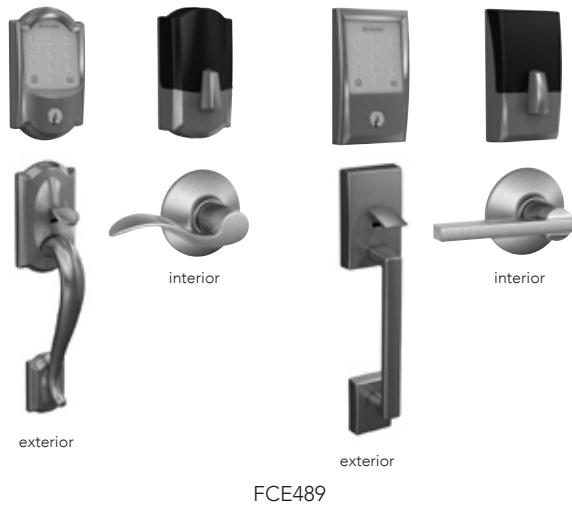
FINISHES

Style/Design	Packaging	605	505	530	608	609	618	619	620	621	622	625	626	716
(CAM) Camelot	Box	•	•	\$556	•	•	•	\$556	•	•	\$556	\$556	•	\$556
(CEN) Century	Box	•	•	556	•	•	•	556	•	•	556	556	•	556

Parts

Item Number	Description	LIST PRICE
B489-010-CAM	Cover, Battery, Inside, Camelot	
B489-010-CEN	Cover, Battery, Inside, Century	
B489-011	Battery, Holder	
12-351	Adjustable Latch Assy, Beveled, Triple Option, 20 Min. Fire Rated, NH	Call for pricing.
B489-108	Kit, Screws, BE489	
B489-106	Thick Door Kit, BE489	

ELECTRONIC LOCKS CONNECTED HOME



FCE489 Schlage Encode™ Smart WiFi Deadbolt with Schlage Custom handleset exterior

Style/Design	Packaging	FINISHES											
		605	530	608	609	618	619	620	621	622	625	626	716
(CAM) Camelot	Box	•	\$799	•	•	•	\$799	•	•	\$799	\$799	•	\$799
(CEN) Century	Box	•	799	•	•	•	799	•	•	799	799	•	799


FCE489 FCE489 Schlage Custom handleset interior options

Style/Design	Packaging	FINISHES											
		605	530	608	609	618	619	620	621	622	625	626	716
Interior Lever													
(BRW) Broadway Lever	Box	•	•	•	•	•	✓	•	•	✓	✓	•	✓
(CYB) Clybourn Lever	Box	•	•	•	•	•	✓	•	•	✓	•	•	•
(DMP) Dempsey Lever	Box	•	•	•	•	•	✓	•	•	✓	•	•	•
(ELR) Eller Lever	Box	•	•	•	•	•	✓	•	•	✓	✓	•	✓
(LAT) Latitude Lever	Box	•	✓	•	•	•	✓	•	•	✓	•	•	✓
(NBK) Northbrook Lever	Box	•	•	•	•	•	✓	•	•	✓	•	•	✓
(RVT) Rivington Lever	Box	•	•	•	•	•	✓	•	•	•	•	•	✓
(WIT) Whitney Lever	Box	•	✓	•	•	•	✓	•	•	3	•	•	✓
Interior Knob													
(ALX) Alexandria Knob	Box	•	✓	•	•	•	✓	•	•	✓	•	•	✓
(AND) Andover Knob	Box	•	•	•	•	•	✓	•	•	•	•	•	✓
(BWE) Bowery Knob	Box	•	✓	•	•	•	✓	•	•	✓	✓	•	✓
(DAW) Dawes Knob	Box	•	•	•	•	•	✓	•	•	✓	✓	•	•
(GAN) Ganton Knob	Box	•	•	•	•	•	✓	•	•	✓	•	•	•
(GEO) Georgian Knob	Box	•	•	•	•	•	✓	•	•	✓	✓	•	✓
(HOB) Hobson Knob	Box	•	•	•	•	•	✓	•	•	✓	•	•	✓
(OFM) Offerman Knob	Box	•	•	•	•	•	✓	•	•	•	•	•	✓
(PLY) Plymouth Knob	Box	•	•	•	•	•	✓	•	•	✓	✓	•	✓

List Price Adder:

Decorative trim - add \$11 to list price. See page 28 for details. Split finish - add \$14 to list price.

ELECTRONIC LOCKS CONNECTED HOME



FE489 Schlage Encode™ Smart WiFi Deadbolt with handleset exterior

FINISHES

Style/Design	Packaging	605	505	530	608	609	618	619	620	621	622	625	626	716
(CAM) Camelot	Box	•	•	•	•	•	•	\$783	•	•	\$783	\$783	•	\$783
(CEN) Century	Box	•	•	•	•	•	•	783	•	•	783	783	•	783

FBE489 Schlage Encode™ Smart WiFi Deadbolt combo pack

FINISHES

Style/Design	Packaging	605	505	530	608	609	618	619	620	621	622	625	626	716
(CAM) Camelot	Box	•	•	•	•	•	•	\$628	•	•	\$628	\$628	•	\$628
(CEN) Century	Box	•	•	•	•	•	•	628	•	•	628	628	•	628

FE489 Handleset interior options
FBE489 Knob and Lever options (exterior and interior)

FINISHES

Style/Design	Packaging	605	505	530	608	609	618	619	620	621	622	625	626	716	
Interior Lever															
(ACC) Accent Lever*	Box	•	•	•	•	•	•	✓	•	•	✓	✓	•	✓	
(AVA) Avanti Lever*	Box	•	•	•	•	•	•	✓	•	•	•	✓	•	✓	
(BIR) Birmingham Lever	Box	•	•	•	•	•	•	✓	•	•	•	✓	•	✓	
(BRW) Broadway Lever	Box	•	•	•	•	•	•	✓	•	•	✓	✓	•	✓	
(CHP) Champagne Lever*	Box	•	•	•	•	•	•	✓	•	•	•	•	•	✓	
(ELA) Elan Lever	Box	•	•	•	•	•	•	✓	•	•	✓	✓	•	✓	
(FLA) Flair Lever*	Box	•	•	•	•	•	•	✓	•	•	•	✓	•	✓	
(JAZ) Jazz Lever	Box	•	•	•	•	•	•	✓	•	•	•	•	•	•	
(LAT) Latitude Lever	Box	•	•	•	•	•	•	✓	•	•	✓	✓	•	✓	
(MER) Merano Lever*	Box	•	•	•	•	•	•	✓	•	•	✓	✓	•	✓	
(MNH) Manhattan Lever*	Box	•	•	•	•	•	•	✓	•	•	•	✓	•	•	
(NBK) Northbrook lever	Box	•	•	•	•	•	•	✓	•	•	•	•	•	•	
(SAC) Sacramento Lever	Box	•	•	•	•	•	•	✓	•	•	•	✓	•	✓	
(VLA) Avila Lever	Box	•	•	•	•	•	•	✓	•	•	•	✓	•	✓	
Interior Knob															
(AND) Andover Knob	Box	•	•	•	•	•	•	✓	•	•	•	✓	•	✓	
(BEL) Bell Knob	Box	•	•	•	•	•	•	✓	•	•	•	✓	•	✓	
(BWE) Bowery Knob	Box	•	•	•	•	•	•	✓	•	•	✓	✓	•	✓	
(GEO) Georgian Knob	Box	•	•	•	•	•	•	✓	•	•	✓	✓	•	✓	
(PLY) Plymouth Knob	Box	•	•	•	•	•	•	✓	•	•	✓	✓	•	✓	
(ORB) Orbit Knob	Box	•	•	•	•	•	•	✓	•	•	•	✓	•	•	
(SIE) Siena Knob	Box	•	•	•	•	•	•	✓	•	•	✓	✓	•	✓	

List Price Adder:

Decorative trim - add \$17 to list price. See page 38 for details. Split finish - add \$14 to list price.

ELECTRONIC LOCKS CONNECTED HOME



BE479AA Series Schlage Sense® Smart Deadbolt

FINISHES

Function	Packaging	605	505	530	608	609	618	619	620	621	622	625	626	716
BE479AA Camelot	Box/Vis	•	•	\$505	•	•	•	\$505	•	•	\$505	\$505	•	\$505
BE479AA Century	Box/Vis	•	•	505	•	•	•	505	•	•	505	505	•	505

List Price Adders:

- Visual Package Options (highlighted) - add \$6 to list price
- Triple Option Latch - add \$2 to list price
- Split Finish - add \$7.00 to highest list price

BR400 SERIES Schlage Sense Wi-Fi Adapter

With the optional Schlage Sense® Wi-Fi Adapter users can lock and unlock their Schlage Sense® Smart Deadbolt from anywhere using iOS and Android™ smartphones.*

Features:

- Lock/unlock your Schlage Sense Smart Deadbolt from anywhere*
- Easy setup and pairing with smartphone through Schlage Home app
- Get lock/unlock push notifications
- One Adapter can support up to two Schlage Sense® Smart Deadbolts
- Pairs only with Schlage Sense Smart Deadbolt (Sold Separately)
- 1-year warranty

* For remote capability, Schlage Sense Wi-Fi Adapter should be plugged into power, connected to Wi-Fi and in Bluetooth range of the Schlage Sense Smart Deadbolt (about 40 feet).



UPC	Part No /Description	LIST PRICE
043156638741	BR400 Schlage Sense Wi-Fi Adapter	\$ 130

PACKAGING & CARTON SPECS

	INDIVIDUAL CARTON				SHIPPER					
	CARTON WEIGHT	HEIGHT	WIDTH	DEPTH	QTY. SHIPPER	CARTON WEIGHT	CU. FT.	HEIGHT	WIDTH	DEPTH
BR400	0.4 lbs	4 in.	2.6 in.	4 in.	4	2.2 lbs.	0.15	8.7 in.	9 in.	3.3 in.

ELECTRONIC LOCKS CONNECTED HOME



BE469ZP
Camelot
(CAM)

BE469ZP
Century
(CEN)

BE469ZP Series Schlage Connect®

		FINISHES												
Function	Packaging	605	505	530	608	609	618	619	620	621	622	625	626	716
BE469ZP* Camelot	Box/Vis	\$453	•	\$458	•	•	•	\$458	•	•	\$458	\$458	•	\$458
BE469ZP Century	Box/Vis	•	•	458	•	•	•	458	•	•	458	458	458	458

List Price Adders:

Visual Package Options (highlighted) - add \$6 to list price

Triple Option Latch - add \$2 to list price

Split Finish - add \$7.00 to highest list price



BE468ZP
Camelot
(CAM)

BE468ZP
Century
(CEN)

BE468ZP Features:

- ANSI/BHMA Commercial Grade 2 Security Rating
- ANSI/BHMA Residential Grade BAA in Security, Durability, Finish
- White backlighting
- No alarm function

BE468ZP Series

		FINISHES												
Function	Packaging	605	505	530	608	609	618	619	620	621	622	625	626	716
BE468ZP Camelot		\$402	•	\$407	•	•	•	\$407	•	•	\$407	\$407	•	\$407
BE468ZP Century		•	•	407	•	•	•	407	•	•	407	407	407	407

List Price Adders:

Split Finish - add \$7.00 to highest list price

ELECTRONIC LOCKS CONNECTED HOME



BE468GBAK Features:

- ANSI/BHMA Commercial Grade 2 Security Rating
- ANSI/BHMA Residential Grade BAA in Security, Durability, Finish
- White backlighting
- No alarm function

BE468GBAK
Camelot
(CAM)

BE468GBAK
Century
(CEN)

BE468GBAK

Schlage Connect® Touchscreen Deadbolt

FINISHES

Function	Packaging	605	505	530	608	609	618	619	620	621	622	625	626	716
BE468GBAK Camelot	Box/Vis	\$453	•	\$458	•	•	•	\$458	•	•	\$458	\$458	•	\$458
BE468GBAK Century	Box/Vis	•	•	458	•	•	•	458	•	•	458	458	•	458

List Price Adders:

Triple Option Latch - add \$2 to list price
Split Finish - add \$7.00 to highest list price



JBE109
Billows
(BIL)

JBE109
Gatlin
(GAT)

JFE109
Billows
(BIL)

JFE109
Gatlin
(GAT)

JBE109

J-Series by Schlage Connected Deadbolt

FINISHES

Function	Packaging	605	505	530	608	609	618	619	620	621	622	625	626	716
JBE109 Billows	Box	•	•	•	•	•	\$283	•	•	•	•	•	•	\$283
JBE109 Gatlin	Box	•	•	•	•	•	283	•	•	•	•	•	•	283

JFE109

J-Series by Schlage Connected Lever


FINISHES

Function	Packaging	605	505	530	608	609	618	619	620	621	622	625	626	716
JFE109 Billows	Box	•	•	•	•	•	\$309	•	•	•	•	•	•	\$309
JFE109 Gatlin	Box	•	•	•	•	•	309	•	•	•	•	•	•	309


JBE105 and JFE109 available in graphic carton only

Code Entry Locks


AVAILABLE FUNCTIONS




BE375




FE695



BE365



FE595



FE575

Schlage Touch® Locks
ANSI/BHMA Commercial Grade 2
ANSI/BHMA Residential Grade AAA

BE375 – Touchscreen Deadbolt

- Deadbolt retracted by entering valid user code then rotating outside thumbturn, or by inside thumb turn
- Deadbolt thrown by rotating outside thumbturn after pressing Schlage button, or by inside thumbturn

FE695 – Touchscreen Lever

- Unlocked from outside by valid access code
- Inside knob or lever always unlocked
- Interior switch sets lock to unlocked or automatic re-locking modes

Keypad Locks
ANSI/BHMA Commercial Grade 2

BE365 - Keypad Deadbolt

- Deadbolt thrown from outside by keyway turn after pressing Schlage button or by inside thumbturn
- Deadbolt retracted from outside by entering valid access code then rotating keyway turn or by inside thumbturn
- Key can be used to unlock as backup

FE595 - Keypad Entry with Flex-Lock

- Flex-locking, use interior switch to change between unlocked or automatic re-locking modes
- Unlocked by valid access code from outside
- Inside knob or lever always unlocked
- Key can be used to unlock as back-up

FE575 - Keypad Entry with Auto-Lock

- Auto-locking, automatically re-locks after 5 seconds
- Unlocked by valid access code from outside
- Inside knob or lever always unlocked
- Key can be used to unlock as back-up

NOTE:
 FE285 is now located in the
 Handleset section of the pricebook

PRODUCT IDENTIFICATION

FE	595		PLY	505	FLA		12-322	10-115	KD
Lock Series	Product	Suffix Package	Style	Finish Code	Design	Hand	Latch	Strike	Keying

FINISH CODES & DESCRIPTIONS

505	530	605	608	609	613	618	619	620	621	622	625	626	716
Lifetime Bright Brass	Black Stainless	Bright Brass (US3)	Satin Brass	Antique Brass (US5)	Oil-Rubbed Bronze (US10B)	Polished Nickel	Satin Nickel (US15)	Antique Pewter (US15A)	Distressed Nickel	Matte Black (US19)	Bright Chrome (US26)	Satin Chrome (US26D)	Aged Bronze

Non-standard finishes are not available.
 Full-color swatch examples available on inside Handleset tab.

ELECTRONIC LOCKS CODE ENTRY

CODE ENTRY LOCKS

STANDARD FEATURES / CONFIGURATIONS

Certification	Schlage Touch® Electronic Deadbolt BE375	Schlage Touch® Electronic Lever FE695
	ANSI/BHMA Commercial Grade 2 ANSI/BHMA Residential Grade AAA	ANSI/BHMA Commercial Grade 2 ANSI/BHMA Residential Grade AAA
Product Dimensions (inches) (w x h x d)	3 x 5.4 x 5.2	3 x 5.4 x 7.9
Weight	3.4 lbs	4.5 lbs
Warranty	3 year electronics, limited lifetime mechanical and finish	3 year electronics, limited lifetime mechanical and finish
Battery	9V battery (1)	9V battery (1)
Latch Throw	1"	1/2" throw, 7/8" housing diameter
Cylinder	None	None
Door Thickness	extends 1 3/8" to 1 3/4" 1 7/8" to 2 1/2"; thick door kit	1 3/8" to 1 3/4"
Cross Bore	2 1/8"	2 1/8"
Latch Faceplate Size	1"	1" x 2 1/4" radius corner
Latch/Backset	2 3/8" to 2 3/4" adjustable	2 3/8" OR 2 3/4" adjustable
Latch Faceplate Size	1" x 2 1/4"	1" x 2 1/4"
Latch Faceplate Options	Springlatch radius corner and circular drive-in faceplates	Springlatch radius corner and circular drive-in faceplates
Strike	1 1/8" x 2 3/4" round corners, strike reinforce	1 5/8" x 2 1/4", radius corner, full lip latch strikes
Keys	None	None
Codes	2 pre-set unique 4-digit access codes, storage of up to 19 access codes	2 pre-set unique 4-digit access codes, storage of up to 19 access codes
Operating Temperatures	Outside lock body (exterior mounted): -35C to 66C Inside lock body (interior mounted): -10C to 50C	Outside lock body (exterior mounted): -35C to 66C Inside lock body (interior mounted): -10C to 50C

LATCHES & STRIKES

FE Keypad Levers

Keyed Latches - Dead Latches

16-086 - Dual Option (Round, Drive-in) - **STANDARD**

16-207 - Square Corner

16-211 - Triple Option (Round, Square, Drive-in)

Strikes

10-027 - Round Corner Full Lip - **STANDARD**

10-001 - Square Corner T Strike

10-026 - Square Corner Full Lip

10-058 - Circular - Adjustable

10-063 - Dual Strikes (Round & Square Full Lip)

10-025 - ANSI Square Corner

BE Keypad Deadbolts

Latches

12-321 - Dual Option (Round, Drive-in) - **STANDARD**

12-288 - Square Corner

12-287 - Triple Option (Round, Square, Drive-in)

12-294 - UL Listed Square Corner with Firecup

12-397 - UL Listed Round Corner with Firecup

Strikes

10-116 - Round Corner Strike with Reinforcer - **STANDARD**

10-092 - Round Corner Full Lip Strike

10-094 - Square Corner Strike with Reinforcer

CODE ENTRY LOCKS

STANDARD FEATURES / CONFIGURATIONS

Certification	Electronic Keypad Deadbolt BE365 ANSI/BHMA Commercial Grade 2 ANSI/BHMA Residential Grade AAA Options available for UL Listed for 20-min fire door and 3-hour fire door	Electronic Keypad Entry with Flex-Lock FE595 ANSI/BHMA Commercial Grade 2 ANSI/BHMA Residential Grade AAA	Electronic Keypad Entry with Auto-Lock FE575 ANSI/BHMA Commercial Grade 2 ANSI/BHMA Residential Grade AAA	J-Series by Schlage Non-Connected ANSI/BHMA Commercial Grade 2 ANSI/BHMA Residential Grade AAA
Product Dimensions (inches) (w x h x d)	6.77 x 4.22 x 8.39	3.01 x 6.84 x 6.85	3.01 x 6.84 x 6.85	2.68 x 5.15 x 1.25
Weight	5.5 lbs	5.05 lbs	4.25 lbs	5.7
Warranty	3 year electronics, limited lifetime mechanical and finish	3 year electronics, limited lifetime mechanical and finish	3 year electronics, limited lifetime mechanical and finish	Limited lifetime mechanical, 5-year limited finish and 1-year limited electronic warranty
Battery	9V battery (1)	9V battery (1)	9V battery (1)	AA batteries (4)
Latch Throw	1"	1/2" throw, 7/8" housing diameter	1"	1"
Cylinder	5 pin, C keyway	5 pin, C keyway	5 pin, C keyway	1 key; 5-in C keyway
Door Thickness	1 3/8" to 1 3/4"	1 3/8" to 1 3/4"	1 3/8" to 1 3/4"	1 3/8" to 2" with available thick door kit
Cross Bore	2 1/8"	2 1/8"	2 1/8"	2 1/8"
Latch Faceplate Size	1"	1" x 2 1/4" radius corner	1"	1"
Latch/Backset	2 3/8" to 2 3/4" adjustable	2 3/8" to 2 3/4" adjustable	2 3/8" to 2 3/4" adjustable	2 3/8" to 2 3/4" adjustable
Latch Faceplate Size	1" x 2 1/4"	1" x 2 1/4"	1" x 2 1/4"	1" x 2 1/4"
Latch Faceplate Options	Round corner, square corner, and drive-in (dual option standard)	Springlatch radius corner and circular drive-in faceplates	Round corner, square corner, and drive-in (dual option standard)	Radius deadbolt strike
Strike	1 1/8" x 2 3/4" round corners, strike reinforce	1 5/8" x 2 1/4", radius corner, full lip latch strikes	1 1/8" x 2 3/4" round corners, strike reinforce	1" x 2 1/4"; Lever - radius full lip strike 1 1/2" x 2 3/4"
Keys	1 Key	1 Key	1 Key	1 Key
Codes	2 pre-set unique 4-digit access codes, storage of up to 19 access codes	2 pre-set unique 4-digit access codes, storage of up to 19 access codes	2 pre-set unique 4-digit access codes, storage of up to 19 access codes	2 pre-set unique user codes, storage of up to 10 user codes
Operating Temperatures	Outside lock body (exterior mounted): -35C to 66C Inside lock body (interior mounted): -10C to 50C	Outside lock body (exterior mounted): -35C to 66C Inside lock body (interior mounted): -10C to 50C	Outside lock body (exterior mounted): -35C to 66C Inside lock body (interior mounted): -10C to 50C	Outside lock body (exterior mounted): -35C to 66C; Inside lock body (interior mounted): 0C to 49C

PACKAGING & CARTON SPECS

	INDIVIDUAL CARTON				SHIPPER					
	CARTON WEIGHT	HEIGHT	WIDTH	DEPTH	QTY. SHIPPER	CARTON WEIGHT	CU. FT.	HEIGHT	WIDTH	DEPTH
Levers										
FE375	3.31	4.63 in.	9.25 in.	5.00 in.	6	20.80	0.83	9.75 in.	9.50 in.	15.50 in.
FE695	4.04	6.00 in.	6.50 in.	9.13 in.	6	27.00	1.44	9.75 in.	12.75 in.	20.00 in.
BE365	5.50	4.22 in.	6.77 in.	8.39 in.	6	33.00	1.00	9.30 in.	13.50 in.	14.10 in.
FE595	5.05	4.75 in.	8.00 in.	9.50 in.	6	30.30	1.50	10.60 in.	14.00 in.	17.00 in.
FE575	4.25	4.75 in.	8.00 in.	9.50 in.	6	25.50	1.50	10.60 in.	14.00 in.	17.00 in.
JFE105	6.50	6.48 in.	6.38 in.	6.81 in.	4	14.24		7.60 in.	13.78 in.	14.69 in.

For Vis Pack carton specs, see page 136

ELECTRONIC LOCKS CODE ENTRY

Schlage Touch® Deadbolts



exterior



interior

BE375
Camelot
(CAM)



exterior



interior

BE375
Century
(CEN)

BE375 Series Schlage Touch® Deadbolts

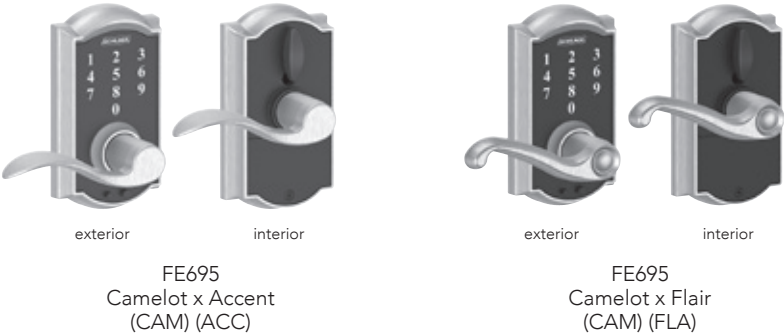
FINISHES

Function	Style/Design	Packaging	605	505	608	609	618	619	620	621	622	625	626	716
BE375	Camelot	Box/Vis	\$258	•	•	\$263	•	\$263	•	•	\$263	\$263	\$263	\$263
BE375	Century	Box/Vis	•	•	•	•	•	263	•	•	263	263	263	263

List Price Adders:

Visual Package Options (highlighted) - add \$6 to list price
Triple Option Latch - add \$2 to list price

Schlage Touch® Levers



FE695 Series
Schlage Touch Keyless Touchscreen Levers

FINISHES

Function	Style/Design	Packaging	605	505	608	609	618	619	620	621	622	625	626	716
(CAM) Camelot														
FE695	Accent	Box/Vis	\$278	•	•	\$283	•	\$283	•	•	\$283	\$283	\$283	\$283
FE695	Flair	Box	278	•	•	283	•	283	•	•	•	•	283	283
(CEN) Century														
FE695	Broadway	Box	•	•	•	•	•	283	•	•	283	283	283	283
FE695	Elan	Box	•	•	•	•	•	•	•	•	•	•	283	•
FE695	Latitude	Box/Vis	•	•	•	•	•	283	•	•	283	283	283	283
FE695	Merano	Box	•	•	•	•	•	283	•	•	283	283	283	283

List Price Adders:
 Visual Package Options (highlighted) - add \$6 to list price
 Triple Option Latch - add \$2 to list price

ELECTRONIC LOCKS CODE ENTRY

Keypad Deadbolts



exterior



interior

BE365
Camelot
(CAM)



exterior



interior

BE365
Plymouth
(PLY)

BE Series Keypad Deadbolts

FINISHES

Function	Packaging	605	505	530	608	609	618	619	620	621	622	625	626	716
BE365 Camelot	Box/Vis	•	\$232	\$232	•	\$232	•	\$232	\$232	•	\$232	•	\$232	\$232
BE365 Plymouth	Box/Vis	•	232	•	•	232	•	232	232	•	•	•	232	232
BE365F20 Camelot	Box	•	247	•	•	247	•	247	247	•	232	•	247	247
BE365F20 Plymouth	Box	•	247	•	•	247	•	247	247	•	•	•	247	247
BE365F Camelot UL	Box	•	288	•	•	288	•	288	288	•	•	•	288	288
BE365F Plymouth UL	Box	•	288	•	•	288	•	288	288	•	•	•	288	288

List Price Adders:

Visual Package Options (highlighted) - add \$6 to list price
 Triple Option Latch - add \$2 to list price

Keypad Entry with Flex-Lock



FE595 Series

Keypad Entry Lever or Knob with Flex-Lock

FINISHES


Function	Style/Design	Packaging	605	505	608	609	618	619	620	621	622	625	626	716
(CAM) Camelot														
FE595	Accent Lever	Box/Vis	•	\$252	•	\$252	•	\$252	\$252	•	\$252	•	\$252	\$252
FE595	Georgian Knob	Box	•	237	•	237	•	237	•	•	237	•	•	237
(PLY) Plymouth														
FE595	Accent Lever	Box	•	252	•	•	•	252	252	•	252	•	•	252
FE595	Latitude Lever	Box/Vis	•	•	•	•	•	252	•	•	252	•	252	•
FE595	Elan Lever	Box	•	•	•	•	•	•	•	•	•	•	252	•
FE595	Flair Lever	Box/Vis	•	252	•	252	•	252	252	•	•	•	252	252
FE595	Jazz Lever	Box	•	•	•	•	•	•	•	•	•	•	252	•
FE595	Plymouth Knob	Box	•	237	•	•	•	237	•	•	237	•	•	•
FE595	Merano Lever	Vis	•	•	•	•	•	252	•	•	252	•	•	•
FE595CSV	Elan Lever	Vis	•	•	•	•	•	•	•	•	•	•	252*	252*
FE595CSV	Orbit Knob	Vis	•	•	•	•	•	•	•	•	•	•	237	•

List Price Adders:

- Visual Package Options (highlighted) - add \$6 to list price
- Triple Option Latch - add \$2 to list price
- * Contractor Series. Visual Package and Triple Option Latch only - add \$14 to list price

ELECTRONIC LOCKS CODE ENTRY

Keypad Entry with Auto-Lock



FE575 Series

Keypad Entry Lever or Knob with Auto-Lock

FINISHES

Function	Style/Design	Packaging	605	505	608	609	618	619	620	621	622	625	626	716
(CAM) Camelot														
FE575	Accent Lever	Box	•	\$242	•	\$242	•	\$242	\$242	•	•	•	\$242	\$242
(PLY) Plymouth														
FE575	Accent Lever	Box	•	•	•	•	•	242	242	•	•	•	•	242
FE575	Elan Lever	Box	•	•	•	•	•	•	•	•	•	•	242	•
FE575	Flair Lever	Box	•	242	•	242	•	242	242	•	•	•	242	242
FE575	Jazz Lever	Box	•	•	•	•	•	•	•	•	•	•	242	•
FE575	Plymouth Knob	Box	•	242	•	•	•	•	•	•	•	•	•	•



JBE105

J-Series by Schlage Non-Connected Deadbolt

FINISHES

Function	Style/Design	Packaging	605	505	608	609	618	619	620	621	622	625	626	716
JBE105	Billows	Box	•	•	•	•	•	\$185	•	•	•	•	•	\$185
JBE105	Gatlin	Box	•	•	•	•	•	185	•	•	•	•	•	185

JFE105

J-Series by Schlage Non-Connected Lever

FINISHES

Function	Style/Design	Packaging	605	505	608	609	618	619	620	621	622	625	626	716
JFE105	Billows	Box	•	•	•	•	•	\$211	•	•	•	•	•	\$211
JFE105	Gatlin	Box	•	•	•	•	•	211	•	•	•	•	•	211

JBE105 and JFE109 available in graphic carton only

FC Series.....	23
FCT Series.....	29
F Series.....	31
F Series decorative collection.....	38
J Series.....	39

FC Series Handlesets
AVAILABLE FUNCTIONS



ANSI/BHMA A156.36 Commercial Grade 1
ANSI/BHMA A156.40 Residential Grade AAA
Entrance Handlesets

FC58 – Handleset/Entrance Lock Exterior

- Outside grip and deadbolt trim of FC60
- Pair with an FC59 for a complete handleset

FC59 – Handleset/Entrance Lock Interior

- Inside trim, deadbolt thumbturn, latches, strikes & screws for FC60
- Pair with an FC58 for a complete handleset

FC60 – Handleset/Entrance Lock Interior and Exterior

- Deadbolt thrown or retracted by key from outside or by inside thumbturn
- Latch retracted by thumbpiece from outside or by inside knob/lever

FC92 – Inactive Handleset Exterior

- Outside inactive grip & dummy deadbolt
- Pair with an FC94 for a complete inactive handleset

FC94 – Inactive Handleset Interior

- Inside inactive knob/lever, blank deadbolt trim & screws
- Pair with an FC92 for a complete inactive handleset

FC93 – Inactive Handleset

- For use as door pull or as decorative trim on inactive leaf of pair of doors
- Fixed thumbpiece and inside knob/lever
- Decorative deadbolt with inside trim

FC285 - Lower Half - Front Entry Set

- Combine with Electronic Deadbolt for complete Front Entry Set
- Latch retracted by thumbpiece from outside or by inside knob/lever

PRODUCT IDENTIFICATION

FC	60	F	CEN	619	LAT	CEN	16-680	10-269	KD
Lock Series	Product	UL Fire Rated	Style	Finish Code	Design	Decorative Trim	Latch	Strike	Keying

LATCHES & STRIKES

Latches

- 16-680** - Triple Option - Round Corner + Square Corner + Drive-in (16-601 + 12-287)

Strikes

- 10-115** - Round Corner Full Lip Strike Set (10-027 + 10-116)
- 10-269** - Round Corner Strike Set (10-026 + 10-027 + 10-116) STANDARD

HANDLESETS FC SERIES

STANDARD FEATURES / CONFIGURATIONS

FC-Series Entrance Handlesets*

Certification:	ANSI/BHMA A156.36-2016 Commercial Grade 1 ANSI/BHMA A156.40-2015 Residential Grade AAA
Latch:	1" x 2 1/4" square corner, 1/4" radius corner faceplate, circular drive-in faceplate, 1" housing diameter, 1/2" throw springlatch
Deadbolt:	1" x 2 1/4" square corner, 1/4" radius corner faceplate, circular drive-in faceplate, 1" housing diameter, 1" throw
Strike:	Part 10-269, includes: 1 1/4" radius round corner deadbolt strike (10-116), 1 square corner full 1 1/4" radius round corner full lip strike (10-027)
Reinforcement:	Integrated strike and reinforcer with 3" screws
Backset:	Adjustable backset latch and deadbolt, fits either 2 3/8" or 2 3/4" backsets
Cylinder:	5-Pin, keyed 5-Pin, C keyway, keyed different (KD)
Door Range:	1 5/8" - 2 1/4"
Keys:	Two cut keys per lock, 5-pin, C section
Adjustable Throughbolt:	Adjustable throughbolt can move up and down 1 1/2" to fit a variety of pre-existing holes

*Locks are furnished with standard features unless otherwise specified
To order locks with non-standard features specify non-standard feature desired

FINISH CODES & DESCRIPTIONS

530	608	618	619	622	625	626	716
Black Stainless	Satin Brass	Polished Nickel	Satin Nickel (US15)	Matte Black (US19)	Bright Chrome (US26)	Satin Chrome (US26D)	Aged Bronze

PACKAGING & CARTON SPECS

	INDIVIDUAL CARTON				SHIPPER					
	CARTON WEIGHT	HEIGHT	WIDTH	DEPTH	QTY. SHIPPER	CARTON WEIGHT	CU. FT.	HEIGHT	WIDTH	DEPTH
Handlesets										
FC58	4.21	3.88 in.	8.00 in.	16.25 in.	4.00	17.75	0.02	8.38 in.	16.00 in.	16.88 in.
FC59	2.13	3.63 in.	4.25 in.	8.13 in.	8.00	17.95	0.02	6.50 in.	15.25 in.	18.25 in.
FC60	6.34	3.88 in.	8.00 in.	16.25 in.	4.00	26.27	0.02	8.38 in.	16.00 in.	16.88 in.
FC92	3.99	3.88 in.	8.00 in.	16.25 in.	4.00	16.87	0.02	8.38 in.	16.00 in.	18.88 in.
FC94	1.78	3.63 in.	4.25 in.	8.13 in.	8.00	15.15	0.02	6.50 in.	15.25 in.	18.25 in.
FC93	5.77	3.88 in.	8.00 in.	16.25 in.	4.00	23.99	0.02	8.38 in.	16.00 in.	16.88 in.
FC285	4.12	3.88 in.	8.00 in.	16.25 in.	4.00	17.39	0.02	8.38 in.	16.00 in.	16.88 in.
FCT58	4.49	4.00 in.	8.38 in.	21.00 in.	2.00	18.87	0.03	9.13 in.	16.25 in.	21.50 in.
FCT59	2.71	3.75 in.	4.25 in.	10.75 in.	4.00	22.59	0.02	11.50 in.	9.00 in.	15.75 in.
FCT60	7.20	4.00 in.	8.38 in.	21.00 in.	2.00	29.71	0.03	9.13 in.	16.25 in.	21.50 in.
FCT92	4.61	4.00 in.	8.38 in.	21.00 in.	2.00	19.35	0.02	9.13 in.	16.25 in.	21.50 in.
FCT94	2.57	3.75 in.	4.25 in.	10.75 in.	4.00	21.47	0.02	11.50 in.	9.00 in.	15.75 in.
FCT93	7.18	4.00 in.	8.38 in.	21.00 in.	2.00	29.63	0.03	9.13 in.	16.25 in.	21.50 in.

AVAILABLE STYLES

FC58 Available Exterior Styles



Addison
(ADD)

Camelot
(CAM)


Century
(CEN)

Greenwich
(GRW)

Plymouth
(PLY)

Wakefield
(WKF)

FC59 Available Interior Styles



Broadway
(BRW)

Clybourn
(CYB)

Dempsey
(DMP)

Eller
(ELR)

Latitude
(LAT)

Northbrook
(NBK)

Pennant
(PEN)

Rivington
(RIV)

Whitney
(WIT)

Alexandria
(ALX)

Andover
(AND)

Bowery
(BWE)

Caine
(CAN)

Dawes
(DAW)

Ganton
(GAN)

Georgian
(GEO)

Hobson
(HOB)

Kyle
(KYL)

Nixon
(NIX)

Offerman
(OFM)

Plymouth
(PLY)

Swanson
(SWA)

HANDLESETS FC SERIES

FC58 Handleset Exterior

FINISHES

Style/Design	Packaging	605	530	608	609	618	619	620	621	622	625	626	716
(ADD) Addison	Box	•	•	•	•	•	\$207	•	•	\$207	\$207	•	\$207
(CAM) Camelot	Box	•	207	207	•	•	207	•	•	207	207	•	207
(CEN) Century	Box	•	207	207	•	207	207	•	•	207	207	207	207
(GRW) Greenwich	Box	•	•	•	•	•	207	•	•	207	207	207	207
(PLY) Plymouth	Box	•	•	•	•	•	207	•	•	207	207	•	207
(WKF) Wakefield	Box	•	•	•	•	207	207	•	•	•	•	•	207

FC59 Handleset/Entrance Lock Interior

FINISHES

Style/Design	Packaging	605	530	608	609	618	619	620	621	622	625	626	716
Interior Thumbturn & Interior Lever													
(BRW) Broadway Lever	Box	•	•	•	•	•	\$123	•	•	\$123	\$123	\$123	\$123
(CYB) Clybourn Lever	Box	•	•	•	•	•	123	•	•	123	•	•	•
(DMP) Dempsey Lever	Box	•	•	•	•	123	123	•	•	123	•	•	•
(ELR) Eller Lever	Box	•	•	123	•	•	123	•	•	123	123	•	123
(LAT) Latitude Lever	Box	•	123	123	•	123	123	•	•	123	123	123	123
(NBK) Northbrook lever	Box	•	•	•	•	•	123	•	•	123	123	•	123
(PEN) Pennant Lever	Box	•	•	•	•	•	123	•	•	123	123	123	123
(RVT) Rivington Lever	Box	•	•	•	•	•	123	•	•	•	•	•	123
(WIT) Whitney Lever	Box	•	123	123	•	•	123	•	•	123	•	•	123
Interior Thumbturn & Interior Knob													
(AND) Andover Knob	Box	•	•	•	•	•	\$98	•	•	•	•	•	\$98
(BWE) Bowery Knob	Box	•	98	98	•	•	98	•	•	98	98	•	98
(GEO) Georgian Knob	Box	•	•	98	•	•	98	•	•	98	98	•	98
(PLY) Plymouth Knob	Box	•	•	•	•	•	98	•	•	98	98	98	98
(GAN) Ganton Knob	Box	•	•	•	•	•	123	•	•	123	•	•	•
(NIX) Nixon Knob	Box	•	•	•	•	•	123	•	•	123	•	•	•
(OFM) Offerman Knob	Box	•	•	•	•	•	123	•	•	•	•	•	123
(SWA) Swanson Knob	Box	•	•	•	•	•	123	•	•	123	123	123	123
(ALX) Alexandria Knob	Box	•	148	148	•	148	148	•	•	148	•	•	148
(CAN) Caine Knob	Box	•	•	•	•	•	148	•	•	148	•	•	•
(DAW) Dawes Knob	Box	•	•	148	•	•	148	•	•	148	148	•	•
(HOB) Hobson Knob	Box	•	•	148	•	148	148	•	•	148	•	•	148
(KYL) Kyle Knob	Box	•	•	•	•	•	148	•	•	148	148	•	•

Note: For FC60 Pricing, combine pricing from FC58 Series and FC59 Series above.

FC92 Inactive Handleset Exterior

FINISHES

Style/Design	Packaging	605	530	608	609	618	619	620	621	622	625	626	716
(ADD) Addison	Box	•	•	•	•	•	\$196	•	•	\$196	\$196	•	\$196
(CAM) Camelot	Box	•	196	196	•	•	196	•	•	196	196	•	196
(CEN) Century	Box	•	196	196	•	196	196	•	•	196	196	196	196
(GRW) Greenwich	Box	•	•	•	•	•	196	•	•	196	196	196	196
(PLY) Plymouth	Box	•	•	•	•	•	196	•	•	196	196	•	196
(WKF) Wakefield	Box	•	•	•	•	196	196	•	•	•	•	•	196

FC94 Inactive Handleset Interior

FINISHES

Style/Design	Packaging	605	530	608	609	618	619	620	621	622	625	626	716
Interior Thumbturn & Interior Lever													
(BRW) Broadway Lever	Box	•	•	•	•	•	\$77	•	•	\$77	\$77	\$77	\$77
(CYB) Clybourn Lever	Box	•	•	•	•	•	77	•	•	77	•	•	•
(DMP) Dempsey Lever	Box	•	•	•	•	•	77	•	•	77	•	•	•
(ELR) Eller Lever	Box	•	•	77	•	•	77	•	•	77	77	•	77
(LAT) Latitude Lever	Box	•	77	77	•	•	77	•	•	77	77	77	77
(NBK) Northbrook Lever	Box	•	•	•	•	•	77	•	•	77	77	•	77
(PEN) Pennant Lever	Box	•	•	•	•	•	77	•	•	77	77	77	77
(RVT) Rivington Lever	Box	•	•	•	•	•	77	•	•	•	•	•	77
(WIT) Whitney Lever	Box	•	77	77	•	•	77	•	•	77	•	•	77
Interior Thumbturn & Interior Knob													
(AND) Andover Knob	Box	•	•	•	•	•	\$53	•	•	•	•	•	\$53
(BWE) Bowery Knob	Box	•	53	53	•	53	53	•	•	53	53	•	53
(GEO) Georgian Knob	Box	•	•	53	•	•	53	•	•	53	53	•	53
(PLY) Plymouth Knob	Box	•	•	•	•	•	53	•	•	53	53	53	53
(GAN) Ganton Knob	Box	•	•	•	•	•	77	•	•	77	•	•	•
(NIX) Nixon Knob	Box	•	•	•	•	•	77	•	•	77	•	•	•
(OFM) Offerman Knob	Box	•	•	•	•	•	77	•	•	•	•	•	77
(SWA) Swanson Knob	Box	•	•	•	•	•	77	•	•	77	77	77	77
(ALX) Alexandria Knob	Box	•	103	103	•	103	103	•	•	103	•	•	103
(CAN) Caine Knob	Box	•	•	•	•	•	103	•	•	103	•	•	•
(DAW) Dawes Knob	Box	•	•	103	•	•	103	•	•	103	103	•	•
(HOB) Hobson Knob	Box	•	•	103	•	•	103	•	•	103	•	•	103
(KYL) Kyle Knob	Box	•	•	•	•	•	103	•	•	103	103	•	•

Note: For FC93 Pricing, combine pricing from FC92 Series and FC94 Series above.

Decorative Trim option- see chart on page 28

HANDLESETS FC SERIES

AVAILABLE STYLES



BE479, BE469, BE375, & BE365 pair with Camelot, Century & Plymouth only.

FC285 Available Exterior Styles



Addison
(ADD)



Greenwich
(GRW)



Wakefield
(WKF)



Camelot
(CAM)



Century
(CEN)




Plymouth
(PLY)

FC285 Available Interior Styles



Broadway
(BRW)



Clybourn
(CYB)



Dempsey
(DMP)



Eller
(ELR)



Latitude
(LAT)



Northbrook
(NBK)



Rivington
(RIV)



Whitney
(WIT)



Alexandria
(ALX)



Andover
(AND)



Bowery
(BWE)



Dawes
(DAW)



Ganton
(GAN)



Georgian
(GEO)



Hobson
(HOB)



Plymouth
(PLY)



Offerman
(OFM)

HANDLESETS FC SERIES

For the full FC285 Handleset list price, add the price of the FC285 Exterior Option to the price of the FC285 Interior Option

FC285

Handleset exterior options

Style/Design	Packaging	FINISHES											
		605	530	608	609	618	619	620	621	622	625	626	716
(ADD) Addition	Box	•	•	•	•	•	\$173	•	•	\$173	\$173	•	\$173
(CAM) Camelot	Box	•	173	173	•	•	173	•	•	173	173	•	173
(CEN) Century	Box	•	173	•	•	•	173	•	•	173	173	173	173
(GRW) Greenwich	Box	•	•	•	•	•	173	•	•	173	173	173	173
(PLY) Plymouth	Box	•	•	•	•	•	173	•	•	•	•	•	173
(WKF) Wakefield	Box	•	•	•	•	•	173	•	•	•	•	•	173

FC285

Handleset interior options

Style/Design	Packaging	FINISHES											
		605	530	608	609	618	619	620	621	622	625	626	716
Interior Thumbturn & Interior Lever													
(BRW) Broadway Lever	Box	•	•	•	•	•	\$89	•	•	\$89	\$89	\$89	\$89
(CYB) Clybourn Lever	Box	•	•	•	•	•	89	•	•	89	•	•	•
(DMP) Dempsey Lever	Box	•	•	•	•	89	89	•	•	89	•	•	•
(ELR) Eller Lever	Box	•	•	89	•	•	89	•	•	89	89	•	89
(LAT) Latitude Lever	Box	•	89	89	•	89	89	•	•	89	89	89	89
(NBK) Northbrook Lever	Box	•	•	•	•	•	89	•	•	89	89	•	89
(RVT) Rivington Lever	Box	•	•	•	•	•	89	•	•	•	•	•	89
(WIT) Whitney Lever	Box	•	89	89	•	•	89	•	•	89	•	•	89
Interior Thumbturn & Interior Knob													
(AND) Andover Knob	Box	•	•	•	•	•	\$64	•	•	•	•	•	\$64
(BWE) Bowery Knob	Box	•	64	64	•	64	64	•	•	64	64	•	64
(GEO) Georgian Knob	Box	•	•	64	•	•	64	•	•	64	64	•	64
(PLY) Plymouth Knob	Box	•	•	•	•	•	64	•	•	64	64	64	64
(GAN) Ganton Knob	Box	•	•	•	•	•	89	•	•	89	•	•	•
(OFM) Offerman Knob	Box	•	•	•	•	•	89	•	•	•	•	•	89
(ALX) Alexandria Knob	Box	•	134	134	•	134	134	•	•	134	•	•	134
(DAW) Dawes Knob	Box	•	•	134	•	•	134	•	•	134	134	•	•
(HOB) Hobson Knob	Box	•	•	134	•	134	134	•	•	134	•	•	134

Pair a knob or lever with our inspired decorative trim options to bring your vision to life. See pricing chart below.

Follow these steps for pricing decorative combinations:

1. Locate the price of the standard knob or lever from the Knobs/Levers section.
2. Use the chart below to find the list price adder for the matching Decorative Collection upgrade.
3. Add the prices together for the total cost of the new combinations. (look at page 36 if you need some guidelines)

For FC59 / FC60 / FC93 / FC94 / FC285 / FCE489

Custom trim finish	FINISHES AVAILABLE											
	605	530	608	609	618	619	620	621	622	625	626	716
Camelot (CAM)	•	\$11	\$11	•	•	\$11	•	•	\$11	•	•	\$11
Century (CEN)	•	11	11	•	•	11	•	•	11	11	11	11
Collins (COL)	•	11	11	•	•	11	•	•	11	11	11	11
Dalton (DLT)	•	•	•	•	•	11	•	•	11	•	•	•
Grandville (GDV)	•	•	•	•	•	11	•	•	•	•	•	11
Greene (GEE)	•	•	•	•	•	11	•	•	11	•	•	•
Howe (HOW)	•	•	•	•	•	11	•	•	11	11	•	11
Indy (IND)	•	•	•	•	•	11	•	•	11	11	11	11
Rosewood (RWD)	•	•	•	•	11	11	•	•	11	•	•	•
Upland (ULD)	•	•	•	•	•	11	•	•	11	11	•	11

AVAILABLE STYLES

Addison (ADD)



FCT58

Camelot (CAM)



FCT58

Greene (GEE)



FCT58

Century (CEN)



FCT58

Greenwich (GRW)



FCT58

HANDLESETS FCT SERIES

FCT58 Handleset Exterior

Style/Design	Packaging	FINISHES											
		605	530	608	609	618	619	620	621	622	625	626	716
(CAM) Camelot	Box	•	•	•	•	•	\$213	•	•	\$213	\$213	•	\$213
(CEN) Century	Box	•	213	•	•	•	213	•	•	213	213	•	213
(ADD) Addison	Box	•	213	•	•	•	213	•	•	213	213	•	213
(GEE) Greene	Box	•	•	•	•	•	213	•	•	213	•	•	•
(GRW) Greenwich	Box	•	•	•	•	•	213	•	•	213	213	•	213

FCT59 Handleset/Entrance Lock Interior

Style/Design	Packaging	FINISHES											
		605	530	608	609	618	619	620	621	622	625	626	716
Interior Thumbturn & Interior Lever													
(BRW) Broadway Lever	Box	•	•	•	•	•	\$134	•	•	\$134	\$134	\$134	\$134
(CYB) Clybourn Lever	Box	•	•	•	•	•	134	•	•	134	•	•	•
(DMP) Dempsey Lever	Box	•	•	•	•	•	134	•	•	134	•	•	•
(ELR) Eller Lever	Box	•	•	•	•	•	134	•	•	134	134	•	134
(LAT) Latitude Lever	Box	•	134	•	•	•	134	•	•	134	134	134	134
(NBK) Northbrook Lever	Box	•	•	•	•	•	134	•	•	134	134	•	134
(PEN) Pennant Lever	Box	•	•	•	•	•	134	•	•	134	•	•	•
(RVT) Rivington Lever	Box	•	•	•	•	•	134	•	•	•	•	•	134
(WIT) Whitney Lever	Box	•	134	•	•	•	134	•	•	134	•	•	134
Interior Thumbturn & Interior Knob													
(AND) Andover Knob	Box	•	•	•	•	•	\$109	•	•	•	•	•	\$109
(BWE) Bowery Knob	Box	•	109	•	•	•	109	•	•	109	109	•	109
(GEO) Georgian Knob	Box	•	•	•	•	•	109	•	•	109	•	•	109
(PLY) Plymouth Knob	Box	•	•	•	•	•	109	•	•	109	•	•	109
(GAN) Ganton Knob	Box	•	•	•	•	•	134	•	•	134	•	•	•
(NIX) Nixon Knob	Box	•	•	•	•	•	134	•	•	134	•	•	•
(OFM) Offerman Knob	Box	•	•	•	•	•	134	•	•	•	•	•	134
(SWA) Swanson Knob	Box	•	•	•	•	•	134	•	•	134	134	134	134
(ALX) Alexandria Knob	Box	•	160	•	•	•	160	•	•	160	•	•	160
(CAN) Caine Knob	Box	•	•	•	•	•	160	•	•	160	•	•	•
(DAW) Dawes Knob	Box	•	•	•	•	•	160	•	•	160	160	•	•
(HOB) Hobson Knob	Box	•	•	•	•	•	160	•	•	160	•	•	160
(KYL) Kyle Knob	Box	•	•	•	•	•	160	•	•	160	160	•	•

Note: For FCT60 Pricing, combine pricing from FCT58 Series and FCT59 Series above.

FCT92 Inactive Handleset Exterior

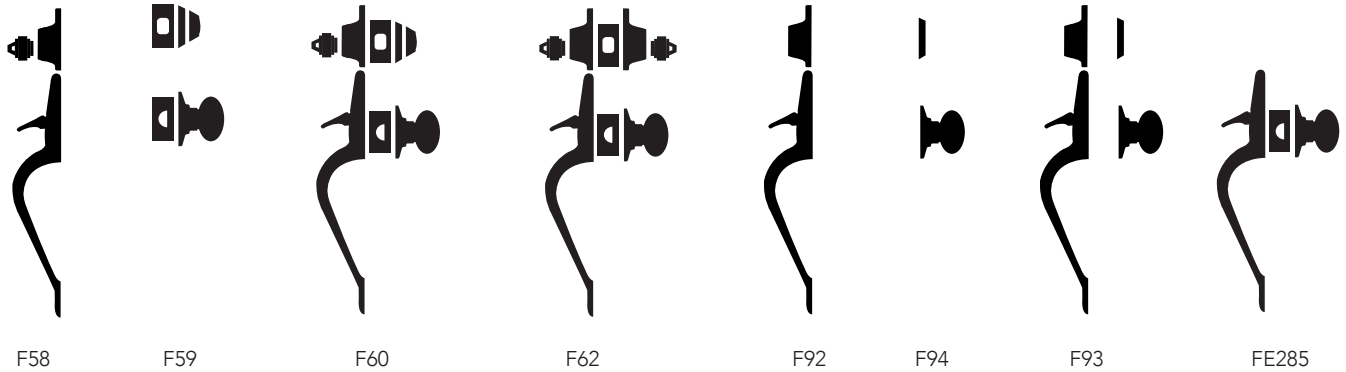
Style/Design	Packaging	FINISHES											
		605	530	608	609	618	619	620	621	622	625	626	716
(ADD) Addison	Box	•	•	•	•	•	\$202	•	•	\$202	\$202	•	\$202
(CAM) Camelot	Box	•	202	•	•	•	202	•	•	202	202	•	202
(CEN) Century	Box	•	202	•	•	•	202	•	•	202	202	•	202
(GEE) Greene	Box	•	•	•	•	•	202	•	•	202	•	•	•
(GRW) Greenwich	Box	•	•	•	•	•	202	•	•	202	202	•	202

FCT94 Inactive Handleset Interior

Style/Design	Packaging	FINISHES											
		605	530	608	609	618	619	620	621	622	625	626	716
Interior Thumbturn & Interior Lever													
(BRW) Broadway Lever	Box	•	•	•	•	•	\$89	•	•	\$89	\$89	•	\$89
(CYB) Clybourn Lever	Box	•	•	•	•	•	89	•	•	89	•	•	•
(DMP) Dempsey Lever	Box	•	•	•	•	•	89	•	•	89	•	•	•
(ELR) Eller Lever	Box	•	•	•	•	•	89	•	•	89	89	•	89
(LAT) Latitude Lever	Box	•	89	•	•	•	89	•	•	89	89	•	89
(NBK) Northbrook Lever	Box	•	•	•	•	•	89	•	•	89	89	•	89
(PEN) Pennant Lever	Box	•	•	•	•	•	89	•	•	89	89	89	89
(RVT) Rivington Lever	Box	•	•	•	•	•	89	•	•	•	•	•	89
(WIT) Whitney Lever	Box	•	89	•	•	•	89	•	•	89	•	•	89
Interior Thumbturn & Interior Knob													
(AND) Andover Knob	Box	•	•	•	•	•	\$64	•	•	•	•	•	\$64
(BWE) Bowery Knob	Box	•	64	•	•	•	64	•	•	64	64	•	64
(GEO) Georgian Knob	Box	•	•	•	•	•	64	•	•	64	•	•	64
(PLY) Plymouth Knob	Box	•	•	•	•	•	64	•	•	64	•	•	64
(GAN) Ganton Knob	Box	•	•	•	•	•	89	•	•	89	•	•	•
(NIX) Nixon Knob	Box	•	•	•	•	•	89	•	•	89	•	•	•
(OFM) Offerman Knob	Box	•	•	•	•	•	89	•	•	•	•	•	89
(SWA) Swanson Knob	Box	•	•	•	•	•	89	•	•	89	•	•	•
(ALX) Alexandria Knob	Box	•	114	•	•	•	114	•	•	114	•	•	114
(CAN) Caine Knob	Box	•	•	•	•	•	114	•	•	114	•	•	•
(DAW) Dawes Knob	Box	•	•	•	•	•	114	•	•	114	114	•	•
(HOB) Hobson Knob	Box	•	•	•	•	•	114	•	•	114	•	•	114
(KYL) Kyle Knob	Box	•	•	•	•	•	114	•	•	114	114	•	•

Note: For FCT93 Pricing, combine pricing from FCT92 Series and FCT94 Series above.

F Series Handlesets
AVAILABLE FUNCTIONS



ANSI/BHMA A156.36 Commercial Grade 1
ANSI/BHMA A156.40 Residential Grade AAA
Entrance Handlesets

F58 – Handleset/Entrance Lock Exterior

- Outside grip and deadbolt trim of F60
- Pair with an F59 for a complete handleset

F59 – Handleset/Entrance Lock Interior

- Inside trim, deadbolt thumbturn, latches, strikes & screws for F60
- Pair with an F58 for a complete handleset

F60 – Single Cylinder Deadbolt/Entrance Lock

- Deadbolt thrown or retracted by key from outside or by inside thumbturn
- Latch retracted by thumbpiece from outside or by inside knob/lever

F62 – Double Cylinder Handleset/Entrance Lock*

- Deadbolt thrown or retracted by key from either side
- Latch retracted by thumbpiece from outside or by inside knob/lever

F92 – Inactive Handleset Exterior

- Outside inactive grip & dummy deadbolt
- Pair with an F94 for a complete inactive handleset

F94 – Inactive Handleset Interior

- Inside inactive knob/lever, blank deadbolt trim & screws
- Pair with an F92 for a complete inactive handleset

F93 – Inactive Handleset

- For use as door pull or as decorative trim on inactive leaf of pair of doors
- Fixed thumbpiece and inside knob/lever
- Decorative deadbolt with inside trim

FE285 - Lower Half - Front Entry Set

- Combine with Electronic Deadbolt for complete Front Entry Set
- Latch retracted by thumbpiece from outside or by inside knob/lever

*** CAUTION:** Double cylinder locks on residences and any door in any structure which is used for egress are a life safety hazard in times of emergency and their use is not recommended. Installation should be in accordance with existing codes only.

PRODUCT IDENTIFICATION

F	60	F	CEN	619	MER	CEN	RH	12-322	10-115	KD
Lock Series	Product	UL Fire Rated (V - VisPack) (GC - Graphic Cover)	Style	Finish Code	Design	Decorative Trim	Hand	Latch	Strike	Keying

LATCHES & STRIKES

Latches

12-322 - Dual Option - Round Corner + Drive-in (16-080 + 12-321)
STANDARD

12-326 - Triple Option - Round Corner + Square Corner + Drive-in (16-210 + 12-287)

12-353 - F60/62 UL Listed, 1" Square Corner

12-354 - F60/62 UL Listed, 1" Round Corner

Strikes

10-115 - Round Corner Full Lip Strike Set (10-027 + 10-116)
STANDARD

10-269 - Round Corner Strike Set (10-026 + 10-027 + 10-116)

10-257 - Round Corner Full Lip (10-027 + 10-092)

HANDLESETS F SERIES

STANDARD FEATURES / CONFIGURATIONS

F-Series Entrance Handlesets*

Certification:	ANSI/BHMA A156.36-2016 Commercial Grade 1 ANSI/BHMA A156.40-2015 Residential Grade AAA Available UL Listed for 3-hour fire door
Latch:	1" x 2 1/4", 1/4" radius corner faceplate, 7/8" housing diameter, 1/2" throw springlatch
Deadbolt:	1" x 2 1/4", 1/4" radius corner faceplate, 1" housing diameter, 1" throw, latchset number 12-321
Strike:	Part 10-269, includes: 1 1/4" radius corner deadbolt strike (10-116), radius round corner full lip strike (10-027)
Reinforcement:	Integrated strike and reinforcer with 3" screws
Backset:	Universal backset latch and deadbolt, fits either 2 3/8" or 2 3/4" backsets
Cylinder:	5-Pin, keyed 5-Pin, C keyway, keyed different (KD)
Door Range**:	1 3/8" - 1 7/8"
Keys:	Two cut keys per lock, 5-pin, C section
Adjustable Throughbolt:	Adjustable throughbolt can move up and down 1 1/2" to fit a variety of pre-existing holes

*Locks are furnished with standard features unless otherwise specified
To order locks with non-standard features specify non-standard feature desired

**Thick door kit available for door thicknesses up to 2 1/4"
See Parts sections for item number and pricing

FINISH CODES & DESCRIPTIONS

505	605	608	609	618	619	620	621	622	625	626	716
Lifetime Bright Brass	Bright Brass (US3)	Satin Brass	Antique Brass (US5)	Polished Nickel	Satin Nickel (US15)	Antique Pewter (US15A)	Distressed Nickel	Matte Black (US19)	Bright Chrome (US26)	Satin Chrome (US26D)	Aged Bronze

Non-standard finishes are not available.
Full-color swatch examples available on inside Handleset tab.

PACKAGING & CARTON SPECS

INDIVIDUAL CARTON					SHIPPER					
CARTON WEIGHT	HEIGHT	WIDTH	DEPTH	QTY. SHIPPER	CARTON WEIGHT	CU. FT.	HEIGHT	WIDTH	DEPTH	

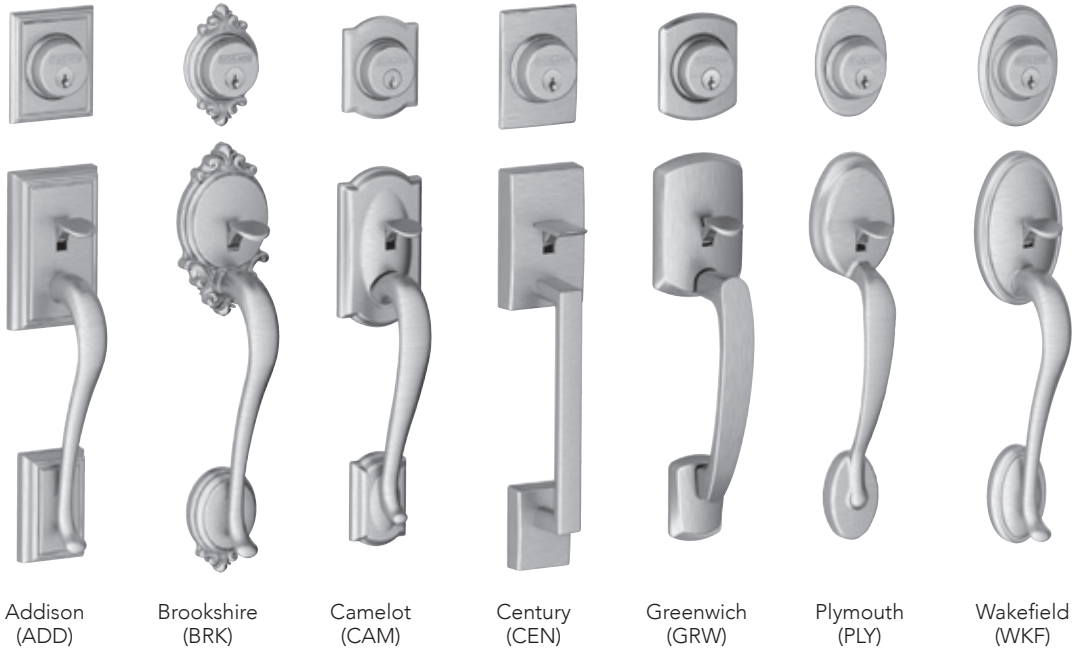
Levers

F58	4.30	3.90 in.	7.97 in.	16.25 in.	4.00	22.00	1.36	8.50 in.	16.00 in.	17.25 in.
F59	1.75	3.62 in.	4.31 in.	8.06 in.	8.00	20.00	0.94	6.00 in.	15.00 in.	18.00 in.
F60	6.16	3.90 in.	7.97 in.	16.25 in.	4.00	23.00	1.36	8.50 in.	16.00 in.	17.25 in.
F62	6.36	3.90 in.	7.97 in.	16.25 in.	4.00	24.00	1.36	8.50 in.	16.00 in.	17.25 in.
F92	4.30	3.90 in.	7.97 in.	16.25 in.	4.00	22.00	1.36	8.50 in.	16.00 in.	17.25 in.
F94	1.75	3.62 in.	4.31 in.	8.06 in.	20.00	33.60	1.73	9.13 in.	18.12 in.	18.12 in.
F93	5.75	3.90 in.	7.97 in.	16.25 in.	4.00	22.00	1.36	8.50 in.	16.00 in.	17.25 in.
FE285	5.00	3.88 in.	8.00 in.	16.25 in.	4.00	21.00	0.02	8.50 in.	16.00 in.	17.25 in.

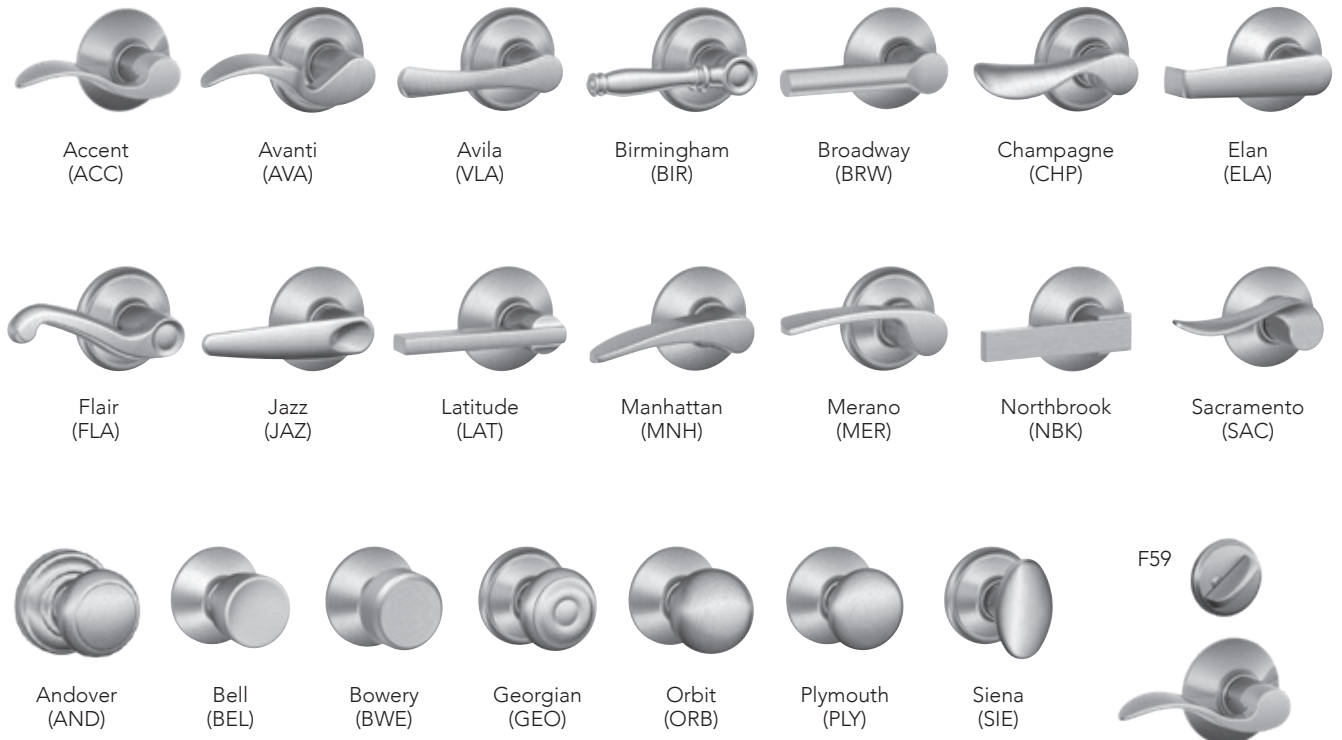
For Vis Pack carton specs, see page 136

AVAILABLE STYLES

F58
Available
Exterior
Styles



F59 Available Interior Styles



HANDLESETS F SERIES

F58 Series

Handleset Exterior

Style/Design	Packaging	FINISHES											
		605	505	608	609	618	619	620	621	622	625	626	716
(PLY) Plymouth	Box	\$149	\$186	•	\$186	•	\$186	\$186	•	\$186	\$186	\$186	\$186
(CAM) Camelot	Box	158	195	195	195	•	195	195	•	195	195	•	195
(CEN) Century	Box	•	•	•	•	195	195	•	•	195	195	195	195
(ADD) Addison	Box	•	•	•	201	•	201	201	201	201	201	•	201
(BRK) Brookshire	Box	163	•	•	201	•	201	•	•	201	•	•	201
(GRW) Greenwich	Box	•	•	•	•	201	201	•	•	201	201	201	201
(WKF) Wakefield	Box	•	•	•	•	201	201	201	•	201	201	•	201

F59 Series

Handleset/Entrance Lock Interior

Style/Design	Packaging	FINISHES											
		605	505	608	609	618	619	620	621	622	625	626	716
Interior Thumbturn & Interior Lever													
(VLA) Avila Lever	Box	\$107	•	•	\$112	•	\$112	•	•	•	\$112	\$112	\$112
(SAC) Sacramento Lever*	Box	•	•	•	•	112	112	•	•	•	112	112	112
(ACC) Accent Lever*	Box	110	•	115	115	115	115	115	115	115	115	115	115
(AVA) Avanti Lever*	Box	•	•	•	115	•	115	•	•	•	115	•	115
(BIR) Birmingham Lever	Box	•	•	•	•	•	115	•	•	•	115	•	115
(BRW) Broadway Lever	Box	•	•	•	•	•	115	•	•	115	115	115	115
(ELA) Elan Lever	Box	110	•	•	115	•	115	•	•	115	115	115	115
(FLA) Flair Lever*	Box	110	•	115	115	•	115	115	•	•	115	115	115
(JAZ) Jazz Lever	Box	•	•	•	•	•	115	•	•	115	115	115	115
(LAT) Latitude Lever	Box	•	•	•	•	115	115	•	•	115	115	115	115
(MER) Merano Lever*	Box	•	•	•	•	•	115	•	•	115	115	115	115
(MNH) Manhattan Lever*	Box	•	•	•	•	•	115	•	•	•	115	115	•
(NBK) Northbrook lever	Box	•	•	•	•	•	115	•	•	•	•	•	•
(CHP) Champagne Lever*	Box	•	•	•	•	•	126	•	•	•	•	•	126
Interior Thumbturn & Interior Knob													
(BEL) Bell Knob	Box	\$89	•	•	\$92	•	•	•	•	•	•	\$92	•
(GEO) Georgian Knob	Box	89	•	92	92	•	92	92	92	92	92	•	92
(PLY) Plymouth Knob	Box	89	•	•	92	•	92	92	•	92	92	92	92
(AND) Andover Knob	Box	96	•	•	99	•	99	99	•	•	99	99	99
(BWE) Bowery Knob	Box	•	•	•	•	99	99	•	•	99	99	99	99
(ORB) Orbit Knob	Box	96	•	•	•	•	99	•	•	•	99	99	•
(SIE) Siena Knob	Box	103	•	•	107	•	107	107	•	107	107	107	107

*Specify handing

Note:

For F60 Pricing, combine pricing from F58 Series and F59 Series above.

List Price Adders:

Visual Package Options - add \$21 to list price (F60 and F62 Only)

Decorative Trim Option - See chart on page 38

Triple Option Latch - add \$2 to list price; Box Pack Only

UL Latch - add \$12 to list price (F59 and F60 Functions - Box Pack Only)

F92 Series**Inactive Handleset Exterior**

Style/Design	Packaging	FINISHES											
		605	505	608	609	618	619	620	621	622	625	626	716
(PLY) Plymouth	Box	\$139	\$176	•	\$176	•	\$176	\$176	•	\$176	\$176	\$176	\$176
(CAM) Camelot	Box	147	184	•	184	•	184	184	•	184	184	•	184
(CEN) Century	Box	•	•	•	•	184	184	•	•	184	184	184	184
(ADD) Addison	Box	•	•	•	190	•	190	190	190	190	190	•	190
(BRK) Brookshire	Box	152	•	•	190	•	190	•	•	190	•	•	190
(GRW) Greenwich	Box	•	•	•	•	•	190	•	•	190	190	190	190
(WKF) Wakefield	Box	•	•	•	•	190	190	190	•	190	190	•	190

F94 Series**Inactive Handleset Interior**

Style/Design	Packaging	FINISHES											
		605	505	608	609	618	619	620	621	622	625	626	716
Interior Lever													
(VLA) Avila Lever	Box	\$64	•	•	\$69	•	\$69	•	•	•	\$69	\$69	\$69
(SAC) Sacramento Lever*	Box	•	•	•	•	69	69	•	•	•	69	69	69
(ACC) Accent Lever*	Box	67	•	•	72	72	72	72	72	72	72	72	72
(AVA) Avanti Lever*	Box	•	•	•	72	•	72	•	•	•	72	•	72
(BIR) Birmingham Lever	Box	•	•	•	•	•	72	•	•	•	72	•	72
(BRW) Broadway Lever	Box	•	•	•	•	•	72	•	•	72	72	72	72
(ELA) Elan Lever	Box	67	•	•	72	•	72	•	•	72	72	72	72
(FLA) Flair Lever*	Box	67	•	•	72	•	72	72	•	•	72	72	72
(JAZ) Jazz Lever	Box	•	•	•	•	•	72	•	•	•	•	72	•
(LAT) Latitude Lever	Box	•	•	•	•	72	72	•	•	72	72	72	72
(MER) Merano Lever*	Box	•	•	•	•	•	72	•	•	72	72	72	72
(MNH) Manhattan Lever*	Box	•	•	•	•	•	72	•	•	•	72	72	•
(NBK) Northbrook	Box	•	•	•	•	•	72	•	•	•	•	•	•
(CHP) Champagne Lever*	Box	•	•	•	•	•	83	•	•	•	•	•	83
Interior Knob													
(BEL) Bell Knob	Box	\$46	•	•	\$49	•	•	•	•	•	•	\$49	•
(GEO) Georgian Knob	Box	46	•	•	49	•	49	49	49	49	49	•	49
(PLY) Plymouth Knob	Box	46	•	•	49	•	49	49	•	49	49	49	49
(AND) Andover Knob	Box	54	•	•	57	•	57	57	•	•	57	57	57
(BWE) Bowery Knob	Box	•	•	•	•	57	57	•	•	•	57	57	57
(ORB) Orbit Knob	Box	54	•	•	•	•	57	•	•	•	57	57	•
(SIE) Siena Knob	Box	61	•	•	64	•	64	64	•	64	64	64	64

*Specify handing

Note:

For F93 Pricing, combine pricing from F92 Series and F94 Series above.

List Price Adders:

Decorative Trim Option - See chart on page 38

HANDLESETS F SERIES

F60 Series Visual Package Options Handleset Exterior/Interior

Style/Design	Packaging	FINISHES											
		605	505	608	609	618	619	620	621	622	625	626	716
Plymouth Handleset													
(ACC) Accent Lever	Vis	\$280	•	•	•	•	\$322	•	•	•	•	•	•
(FLA) Flair Lever	Vis	280	•	•	322	•	322	•	•	•	•	•	322
(GEO) Georgian Knob	Vis	259	•	•	•	•	299	•	•	•	•	•	•
(PLY) Plymouth Knob	Vis	259	•	•	299	•	299	•	•	•	•	•	299
Camelot Handleset													
(ACC) Accent Lever	Vis	\$289	•	•	•	•	\$331	•	•	•	•	•	\$331
(AVA) Avanti Lever	Vis	•	•	•	331	•	•	•	•	•	•	•	•
(GEO) Georgian Knob	Vis	•	•	•	308	•	•	•	•	•	•	•	308
Century Handleset													
(LAT) Latitude Lever	Vis	•	•	•	•	•	\$331	•	•	•	•	•	•
Addison Handleset													
(GEO) Georgian Knob	Vis	•	•	•	•	•	•	•	•	•	•	•	314

Note: For F60 pricing, combine pricing from F58 Series and F59 Series. This table also adds \$21 for the Visual Package option. Additional options available in box pack.

F62 Series Handleset/Entrance Lock Interior & Exterior

Style/Design	Packaging	FINISHES											
		605	505	608	609	618	619	620	621	622	625	626	716
Plymouth Handleset													
(ACC) Accent Lever*	Box	\$284	\$321	•	\$326	•	\$326	\$326	•	\$326	\$326	\$326	\$326
(BIR) Birmingham Lever	Box	•	•	•	•	•	326	•	•	•	326	•	326
(GEO) Georgian Knob	Box	263	300	•	303	•	303	303	•	303	303	•	303
(PLY) Plymouth Knob	Box	263	300	•	303	•	303	303	•	303	303	303	303
Camelot Handleset													
(ACC) Accent Lever*	Box	\$293	\$330	•	\$335	•	\$335	\$335	•	\$335	\$335	•	\$335
(BIR) Birmingham Lever	Box	•	•	•	•	•	335	•	•	•	335	•	335
(GEO) Georgian Knob	Box	272	309	•	312	•	312	312	•	312	312	•	312
(PLY) Plymouth Knob	Box	272	309	•	312	•	312	312	•	•	312	•	312
Century Handleset													
(LAT) Latitude Lever	Box	•	•	•	•	•	\$335	•	•	•	\$335	\$335	\$335
(MER) Merano Lever*	Box	•	•	•	•	•	335	•	•	•	335	335	335
(ORB) Orbit Knob	Box	•	•	•	•	•	319	•	•	•	319	319	•
Addison Handleset													
(ACC) Accent Lever*	Box	•	•	•	\$341	•	\$341	\$341	\$341	\$341	\$341	•	\$341
(BIR) Birmingham Lever	Box	•	•	•	•	•	341	•	•	•	341	•	341
(GEO) Georgian Knob	Box	•	•	•	318	•	318	318	318	318	318	•	318
(PLY) Plymouth Knob	Box	•	•	•	318	•	318	318	•	318	318	•	318
Brookshire Handleset													
(FLA) Flair Lever*	Box	\$298	•	•	\$341	•	\$341	•	•	•	•	•	\$341
(GEO) Georgian Knob	Box	277	•	•	318	•	318	•	•	318	•	•	318
Wakefield Handleset													
(ACC) Accent Lever*	Box	•	•	•	•	•	\$341	\$341	•	\$341	\$341	•	\$341
(AND) Andover Knob	Box	•	•	•	•	•	341	•	•	•	341	•	341
(BIR) Birmingham Lever	Box	•	•	•	•	•	325	325	•	•	325	•	325
(GEO) Georgian Knob	Box	•	•	•	•	•	318	318	•	318	318	•	318

*Specify handing

Note: For F62 Pricing, combine pricing from F58 Series and F59 Series plus \$25 for the double cylinder.

**FE285 Series
Handleset Exterior Options**

Style/Design	Packaging	FINISHES											
		605	505	608	609	618	619	620	621	622	625	626	716
(PLY) Plymouth	Box	\$117	\$155	•	\$155	•	\$155	\$155	•	\$155	\$155	\$155	\$155
(CAM) Camelot	Box	126	163	163	163	•	163	163	•	163	163	•	163
(CEN) Century	Box	•	•	•	•	•	163	•	•	163	163	163	163
(ADD) Addison	Box	•	•	•	169	•	169	169	169	169	169	•	169
(BRK) Brookshire	Box	131	169	•	169	•	169	•	•	169	•	•	169
(GRW) Greenwich	Box	•	•	•	•	•	169	•	•	169	169	169	169
(WKF) Wakefield	Box	•	•	•	•	169	169	•	•	169	169	•	169

**FE285 Series
Handleset Interior Options**

Style/Design	Packaging	FINISHES											
		605	505	608	609	618	619	620	621	622	625	626	716
Interior Thumbturn & Interior Lever													
(VLA) Avila Lever	Box	\$74	•	•	\$80	•	\$80	•	•	•	\$80	\$80	\$80
(SAC) Sacramento Lever*	Box	•	•	•	•	80	80	•	•	•	80	80	80
(ACC) Accent Lever*	Box	78	•	83	83	83	83	83	83	83	83	83	83
(AVA) Avanti Lever*	Box	•	•	•	83	•	83	•	•	•	83	•	83
(BIR) Birmingham Lever	Box	•	•	•	•	•	83	•	•	•	83	•	83
(BRW) Broadway Lever	Box	•	•	•	•	•	83	•	•	•	83	83	83
(ELA) Elan Lever	Box	78	•	•	83	•	83	•	•	•	83	83	83
(FLA) Flair Lever*	Box	78	•	83	83	•	83	83	•	•	83	83	83
(JAZ) Jazz Lever	Box	•	•	•	•	•	83	•	•	•	•	83	•
(LAT) Latitude Lever	Box	•	•	•	•	83	83	•	•	•	83	83	83
(MER) Merano Lever*	Box	•	•	•	•	•	83	•	•	•	83	83	83
(MNH) Manhattan Lever*	Box	•	•	•	•	•	83	•	•	•	83	83	•
(NBK) Northbrook lever	Box	•	•	•	•	•	83	•	•	•	•	•	•
(CHP) Champagne Lever*	Box	•	•	•	•	•	94	•	•	•	•	•	94
Interior Thumbturn & Interior Knob													
(BEL) Bell Knob	Box	\$57	•	•	\$60	•	•	•	•	•	•	\$60	•
(GEO) Georgian Knob	Box	57	•	60	60	•	60	60	60	60	60	•	60
(PLY) Plymouth Knob	Box	57	•	•	60	•	60	60	•	•	60	60	60
(AND) Andover Knob	Box	64	•	•	67	•	67	67	•	•	67	67	67
(BWE) Bowery Knob	Box	•	•	•	•	67	67	•	•	•	67	67	67
(ORB) Orbit Knob	Box	64	•	•	•	•	67	•	•	•	67	67	•
(SIE) Siena Knob	Box	71	•	•	74	•	74	74	•	•	74	74	74

*Specify handing

Note:

For FE285 Pricing, combine pricing from Exterior Options and Interior Options above.

List Price Adders:

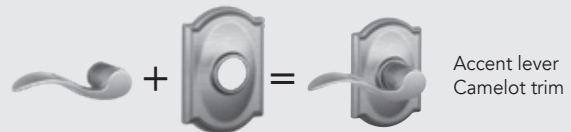
Decorative Trim Option - See chart on page 38
 Triple Option Latch - add \$2 to list price; Box Pack Only
 UL Latch - add \$6 to list price (Box Pack Only)

Stand out *effortlessly*.


Schlage's Decorative Collections make it easy to match our strength to your style. With more than 1,000 customized design and finish options in all, your decor will be limited by only your imagination.



Pair a knob or lever with our inspired decorative trim options to bring your vision to life.*



* LOCKS SHIP COMPLETE WITH TRIM ATTACHED



Follow these steps for pricing decorative combinations:

1. Locate the list price of the handleset in the Handlesets section.
2. Use the chart below to find the list price adder for the matching Decorative Collection upgrade.
3. Add the list prices together for the total list price of the new combination.

FOR F60 / F59 / F93 / F94 / FE285 / FE489 / FBE489

FINISHES AVAILABLE

Decorative trim finish	605	505	608	609	618	619	620	621	622	625	626	716
Addison (ADD)	•	•	•	\$17	•	\$17	•	\$17	\$17	\$17	\$17	\$17
Andover (AND)*	17	17	•	17	•	17	17	•	17	17	17	17
Brookshire (BRK)	•	•	•	17	•	17	•	•	•	•	•	17
Camelot (CAM)	17	17	17	17	•	17	17	•	17	17	•	17
Century (CEN)	•	•	•	•	17***	17	•	•	17	17	17	17
Collins (COL)	•	•	17	•	•	17	•	•	17	17	•	17
Greenwich (GRW)	•	•	•	•	17***	17	•	•	17	17	17	17
Greyson (GSN)*	•	•	•	•	17***	17	•	•	17	17	•	17
Upland (ULD)**	•	•	•	•	•	17	•	•	•	•	•	•
Wakefield (WKF)*	•	•	•	•	17***	17	•	•	•	17	17	17



EXAMPLE 1: To Price a F59 ACC 619 CAM

Take the list price of a F59 ACC 619 12-321 10-116 at \$115.00 and add the Camelot Decorative Trim Adder of \$17.00 for a total list price of \$132.00

$$\begin{aligned}
 & \$115 \text{ (F59 ACC 619)} \\
 & + \$ 17 \text{ (Camelot Decorative Trim 619)} \\
 \hline
 & \mathbf{\$132 \text{ Total cost}} \\
 & \text{(F59 ACC 619 CAM)}
 \end{aligned}$$

When ordering a Handleset decorative collection product, specify the trim after the finish code
 Example: F59 ACC 619 **CAM** or F59 ACC 619 **ADD**

* Andover, Greyson & Wakefield trim available on interior knob or lever and not on deadbolt

** ULD trim available on interior knob or lever with COL trim on deadbolt.

*** Trim and finish combination not available for F92, F93, and F94 products.

To order latches and strikes see page 126-127

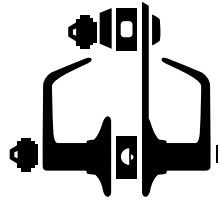
J Series Handlesets
AVAILABLE FUNCTIONS



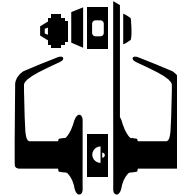
JH58



JH59



JI58/59



JI18/19

**ANSI/BHMA A156.36-2010 Commercial Grade 3
J Series Entrance Handlesets**

JH58 - Outside Handleset

- Outside grip and deadbolt trim

JH59 - Inside Handleset

- Inside trim, deadbolt thumbturn, latches, strikes & screws

JI58/59 - Keyed Entrance Lock (Interconnect)

- Deadbolt operated by key from outside or by turn unit from inside. Bolt automatically deadlocks when fully thrown
- Outside lever unlocked by key from outside when locked by turn-button in inside lever
- Turning inside lever retracts deadbolt and latch simultaneously for immediate exit
- Latch automatically deadlocks when door is closed
- UL Listed

JI18/19 - Passage Lock with Keyed Deadbolt (Interconnect)

- Deadbolt operated by key from outside or by turn unit from inside
- Bolt automatically deadlocks when fully thrown
- Latch retracted by lever from either side
- Turning inside lever retracts deadbolt and latch simultaneously for immediate exit
- UL Listed

PRODUCT IDENTIFICATION

JH	59		SEV	619	RH	16-068	10-103
Lock Series	Product	Suffix/Package	Style	Finish Code	Hand	Latch	Strike

LATCHES & STRIKES

Latches

16-258* - JH59/JH60 Triple Option Spring Latch - Round Corner +

Square Corner + Drive-in + Triple Option Deadbolt Latch - Round Corner + Drive-in (16-068 + 16-070) - **STANDARD**

16-057** - JI19/JH59 UL Listed (16-059 + 16-062)

16-065*** - JI59 UL Listed (16-061 + 16-063)

* Sold separately as 16-068 and 16-070

** Sold separately as 16-059 and 16-063

*** Sold separately as 16-061 and 16-063

Strikes

10-268* - Radius Full Lip + Radius Deadbolt (10-101 + 10-102 + 10-103) - **STANDARD**

10-105** - Radius Full Lip + Square Corner Reinforced Deadbolt (10-101 + 10-099)

10-106*** - JI19/JI59 Radius Full Lip + Radius Full Lip Dead bolt (10-101 + 10-102)

* Sold separately as 10-101 and 10-102 and 10-103

** Sold separately as 10-101 and 10-099

*** Sold separately as 10-101 and 10-102

NOTE:

1) standard spring latch is Triple Option

2) standard deadbolt latch is Dual Option 1/4" round faceplate and drive-in latch

HANDLESETS J SERIES

STANDARD FEATURES / CONFIGURATIONS

J Series Entrance Handlesets

Certification:	ANSI/BHMA A156.36-2010 Commercial Grade 3
Deadbolt	Dual Option: 1" x 2 1/4", 1/4" round corner and drive-in
Latch:	round faceplates, drive-in latch, 1" housing diameter, 1" throw
Spring Latch:	Triple Option: 1" x 2 1/4", 1/4" round faceplate, drive-in latch
Deadbolt Strike:	1" x 2 1/4", round corner and radius corner, full lip
Latch Strike:	1 5/8" x 2 1/4", radius corner, full lip
Backset:	Adjustable for 2 3/8" or 2 3/4"
Cylinder:	5-pin, C keyway, keyed different (KD)
Door Range:	1 3/8" - 1 3/4"
Keys:	Two brass cut keys per lock, 5-pin, C section

FINISH CODES & DESCRIPTIONS

605	609	619	620	622	625	626	630	716
Bright Brass (US3)	Antique Brass (US5)	Satin Nickel (US15)	Antique Pewter (US15A)	Matte Black (US19)	Bright Chrome (US26)	Satin Chrome (US26D)	Satin Stainless Steel (US32D)	Aged Bronze

*Non-standard finishes are not available
Full-color swatch examples available on inside Handleset tab

PACKAGING & CARTON SPECS

INDIVIDUAL CARTON					SHIPPER					
	CARTON WEIGHT	HEIGHT	WIDTH	DEPTH	QTY. SHIPPER	CARTON WEIGHT	CU. FT.	HEIGHT	WIDTH	DEPTH
Knobs										
JH58	3.47	3.46 in.	5.51 in.	12.20 in.	4	13.86	0.754	13.6 in.	8.0 in.	12.0 in.
JH59	1.19	3.11 in.	2.56 in.	7.48 in.	24	28.62	1.142	8.7 in.	13.6 in.	16.8 in.
JI58	0.64	2.76 in.	3.15 in.	13.39 in.	20	12.8	1.64	14.17 in.	13.39 in.	14.96 in.
JI59	2.83	3.15 in.	3.94 in.	9.05 in.	12	33.96	1.1	10.35 in.	13.19 in.	13.89 in.
JI18	1.19	2.79 in.	5.04 in.	6.22 in.	24	28.62	1.8	7.8 in.	18.31 in.	21.77 in.
JI19	2.83	3.15 in.	3.94 in.	9.05 in.	12	33.96	1.1	10.35 in.	13.19 in.	13.89 in.

For Vis Pack carton specs, see page 136

HANDLESETS J SERIES



Barcelona
(BAR)



Paris
(PRS)



Sutton
(SUT)

JH58 Series Handleset Exteriors

FINISHES

Style/Design	Packaging	605	609	619	620	622	625	626	630	716
Handlesets Outside Trim, JH58 (JH58 + JH59 = complete handleset)										
JH58 (BAR) Barcelona	Box	\$103	\$103	\$103	\$103	\$103	\$103	•	\$103	\$103
JH58 (PRS) Paris	Box	103	103	103	•	•	103	•	103	103
JH58 (SUT) Sutton	Box	•	•	129	•	129	129	•	•	129
Handlesets Inside Trim, JH59 (JH58 + JH59 = complete handleset)										
JH59 (BYR) Byron Knob	Box	\$72	•	•	•	•	•	•	\$72	•
JH59 (CNA) Corona Knob	Box	72	72	72	72	•	72	•	72	72
JH59 (DUB) Dublin Knob	Box	•	•	72	•	•	•	•	•	72
JH59 (STR) Stratus Knob	Box	72	•	72	•	72	72	•	72	72
JH59 (DOV) Dover Lever	Box	•	•	84	•	•	•	•	84	84
JH5 (LAS) LaSalle Lever*	Box	84	84	84	•	•	•	•	•	84
JH59 (MAR) Marin Lever	Box	•	•	84	•	•	•	•	84	•
JH59 (SEV) Seville Lever*	Box	•	•	84	•	84	84	•	•	84
JH59 (TOR) Torino Lever	Box	•	•	84	84	•	84	•	84	84
JH59 (SOL) Solstice Lever	Box	•	•	89	•	89	89	•	•	89
JH59 (SOL) Solstice/COL Lever	Box	•	•	95	•	95	95	•	•	95
JH59 (BRW) Broadway/COL Lever	Box	•	•	95	•	95	95	•	•	95

*Specify handing

Note:

For JH60 Pricing, combine pricing from JH58 Series and JH59 Series above.

List Price Adders:

UL Latch - add \$6 to list price (JH59 and JH60 Functions - Box Pack Only)

JH60-Series Entrance Handlesets

FINISHES

Style/Design	Packaging	605	609	619	620	622	625	626	630	716
Barcelona Handleset										
(BYR) Byron Knob	Vis	\$178	•	•	•	•	•	•	•	•
(CNA) Corona Knob	Vis	178	178	•	•	•	•	•	•	•
(DOV) Dover Lever	Vis	190	190	•	•	•	•	•	•	•
(LAS) LaSalle Lever*	Vis	190	190	190	•	•	•	•	•	•
(SEV) Seville Lever*	Vis	190	•	•	•	•	•	•	•	•
Paris Handleset										
(STR) Stratus Knob	Vis	•	•	\$178	•	•	•	•	•	\$178
(LAS) LaSalle Lever*	Vis	•	•	190	•	•	•	•	•	190
(SEV) Seville Lever*	Vis	•	•	190	•	•	•	•	•	190
(TOR) Torino Lever	Vis	190	190	190	•	•	•	•	•	190

Note:

For JH60 pricing, combine pricing from JH58 Series and JH59 Series. This table also adds \$3 for the Visual Package option.

HANDLESETS J SERIES



J118
Marin (MAR)



J119
Marin (MAR)



J158
Torino (TOR)



J159
Torino (TOR)

JI Series Interconnect Locksets-UL

Style/Design	Packaging	FINISHES								
		605	609	619	620	622	625	626	630	716
J158 Interconnect, Exterior Torino (TOR)	Box	•	•	•	•	•	•	•	\$81	•
J159 Interconnect, Interior Torino (TOR)	Box	•	•	•	•	•	•	•	103	•
J118 Interconnect, Exterior Marin (MAR)	Box	•	•	•	•	•	•	•	72	•
J119 Interconnect, Interior Marin (MAR)	Box	•	•	•	•	•	•	•	93	•

JE285 Series - Available Q1 2022 Lower Half Front Entry Set Exterior & Interior

Style/Design	Packaging	FINISHES								
		605	609	619	620	622	625	626	630	716
Barcelona Handleset										
(STR) Stratus Knob	Box	•	•	\$140	•	\$140	\$140	•	•	\$140
(SEV) Seville Lever*	Box	•	•	152	•	152	152	•	•	152
Paris Handleset										
(CNA) Corona Knob	Box	•	•	140	•	•	140	•	•	140
(STR) Stratus Knob	Box	•	•	140	•	•	•	•	•	140
(TOR) Torino Lever	Box	•	•	152	•	•	•	•	•	152
(SOL) Solstice Lever	Box	•	•	156	•	•	•	•	•	•
(BRW) Broadway/COL Lever	Box	•	•	162	•	•	•	•	•	•
(SOL) Solstice/COL Lever	Box	•	•	162	•	•	•	•	•	•
Sutton Handleset										
(STR) Stratus Knob	Box	•	•	162	•	162	162	•	•	162
(SOL) Solstice Lever	Box	•	•	178	•	178	178	•	•	178
(SOL) Solstice/COL Lever	Box	•	•	184	•	184	184	•	•	184


*Specify handing

Note:
JE285 Pricing listed above combines Exterior Option and Interior Option.


FC Series43
FC Series Decorative Collection49
F Series50
F Series Decorative Collection49
J Series61

FC Series Levers
AVAILABLE FUNCTIONS

Non-keyed Locks



Schlage FC21



FC172

FC21 - Combined Passage Privacy

- Passage is default function
- Insert privacy pushbutton on interior side of lock to convert to privacy
- Can be opened from outside with small emergency unlock tool
- Turning inside knob/lever releases privacy pushbutton

FC172 – Non-Turning Set

- Non-turning pair of levers/knobs
- Used for door pull or matching inactive trim

ANSI/BHMA A156.2-2017 Grade 2
ANSI/BHMA A156.39-2017 Residential Grade AAA

LATCHES & STRIKES

Non Keyed - Spring Latches

- 16-600** - FC21 Dual Option (Round Corner & Drive In) **STANDARD**
- 16-601 - FC21 Triple Option (Round, Square Corner, & Drive In)
- 16-620 - UL Listed Square Corner
- 16-621 - UL Listed Round Corner

Strikes

- 10-027** - Round Corner Full Lip **STANDARD**
- 10-001 - Square Corner T Strike
- 10-026 - Square Corner Full Lip
- 10-058 - Circular - Adjustable
- 10-063 - Dual Strikes (Round & Square Full Lip)
- 10-025 - ANSI Square Corner

STANDARD FEATURES / CONFIGURATIONS

FC Series Levers/Decorative Trim*	
	Description
Certification:	ANSI/BHMA A156.2-2017 Grade 2 ANSI/BHMA A156.39-2015 Residential Grade AAA Available UL Listed for 90 minute fire door
Latch:	1" x 2 1/4", 1/4" radius corner faceplate, 1" housing diameter, 1/2" throw, circular drive-in included, universal latch
Strike:	1 5/8" x 2 1/4" radius corner, full lip
Backset:	Dual backset latches, fits either 2 3/8" or 2 3/4" backsets
Cylinder:	5-Pin, C keyway, keyed alike (KA4) on keyed function only
Door Range:	1 3/8" - 1 3/4"
Keys:	Two per lock, 5-pin, C section on keyed functions only

* Locks are furnished with standard features unless otherwise specified. To order locks with non-standard features specify non-standard feature desired.

LEVERS FC SERIES

FINISH CODES & DESCRIPTIONS

530	608	618	619	622	625	626	716
Black Stainless	Satin Brass	Polished Nickel	Satin Nickel (US15)	Matte Black (US19)	Bright Chrome (US26)	Satin Chrome (US26D)	Aged Bronze


PACKAGING & CARTON SPECS

	INDIVIDUAL CARTON				SHIPPER						
	CARTON WEIGHT	HEIGHT	WIDTH	DEPTH	QTY. SHIPPER	CARTON WEIGHT	CU. FT.	HEIGHT	WIDTH	DEPTH	
Levers											
FC21	2.3	3.5 in.	5.9 in.	8.1 in.	8	18.00	0.94	8.8 in.	12.8 in.	14.5 in.	
FC172	1.5	3.2 in.	4.4 in.	5.8 in.	12	31.00	1.25	6.7 in.	16.1 in.	20.1 in.	


AVAILABLE STYLES



Broadway
(BRW)



Clybourn
(CYB)



Dempsey
(DMP)



Eller
(ELR)




Latitude
(LAT)



Northbrook
(NBK)



Pennant
(PEN)



Rivington
(RVT)



Whitney
(WIT)

LEVERS FC SERIES

SCHLAGE CUSTOM LEVERS



Broadway
(BRW)

(NOTE: Kinsler is standard trim)

RECOMMENDED DECORATIVE TRIM



Broadway lever
with Collins trim




Broadway lever
with Century trim

(BRW) Broadway

Function

		FINISHES											
		605	530	608	609	618	619	620	621	622	625	626	716
FC21	Combined Interior	•	•	•	•	•	\$91	•	•	\$91	\$91	\$91	\$91
FC172	Non-Turning Set	•	•	•	•	•	83	•	•	83	83	83	83
F51A	Keyed Entry	•	•	•	•	•	114	•	•	114	114	114	114



Clybourn
(CYB)

(NOTE: Kinsler is standard trim)

RECOMMENDED DECORATIVE TRIM




Clybourn lever
with Dalton trim

(CYB) Clybourn

Function

		FINISHES											
		605	530	608	609	618	619	620	621	622	625	626	716
FC21	Combined Interior	•	•	•	•	•	\$91	•	•	\$91	•	•	•
FC172	Non-Turning Set	•	•	•	•	•	83	•	•	83	•	•	•
F51A	Keyed Entry	•	•	•	•	•	114	•	•	114	•	•	•



Dempsey
(DMP)

(NOTE: Kinsler is standard trim)

RECOMMENDED DECORATIVE TRIM



Dempsey lever
with Rosewood trim

(DMP) Dempsey

Function

		FINISHES											
		605	530	608	609	618	619	620	621	622	625	626	716
FC21	Combined Interior	•	•	•	•	\$91	\$91	•	•	\$91	•	•	•
FC172	Non-Turning Set	•	•	•	•	83	83	•	•	83	•	•	•
F51A	Keyed Entry	•	•	•	•	114	114	•	•	114	•	•	•

List Price Adders:

Decorative Trim Option - See chart on page 49

UL Latch - add \$6 to list price (FC21 and F51A Functions Box Pack Only)



Eller
(ELR)

(NOTE: Kinsler is standard trim)



Eller lever
with Collins trim

(ELR) Eller

FINISHES

Function	605	530	608	609	618	619	620	621	622	625	626	716
FC21 Combined Interior	•	•	\$91	•	•	\$91	•	•	\$91	\$91	•	\$91
FC172 Non-Turning Set	•	•	83	•	•	83	•	•	83	83	•	83
F51A Keyed Entry	•	•	114	•	•	114	•	•	114	114	•	114



Latitude
(LAT)

(NOTE: Kinsler is standard trim)




Latitude lever
with Collins trim

Latitude lever
with Century trim

(LAT) Latitude

FINISHES

Function	605	530	608	609	618	619	620	621	622	625	626	716
FC21 Combined Interior	•	\$91	\$91	•	\$91	\$91	•	•	\$91	\$91	\$91	\$91
FC172 Non-Turning Set	•	83	83	•	83	83	•	•	83	83	83	83
F51A Keyed Entry	•	114	114	•	114	114	•	•	114	114	114	114



Northbrook
(NBK)

(NOTE: Kinsler is standard trim)



Northbrook lever
with Upland trim

(NBK) Northbrook

FINISHES

Function	605	530	608	609	618	619	620	621	622	625	626	716
FC21 Combined Interior	•	•	•	•	•	\$91	•	•	\$91	\$91	•	\$91
FC172 Non-Turning Set	•	•	•	•	•	83	•	•	83	83	•	83
F51A Keyed Entry	•	•	•	•	•	114	•	•	114	114	•	114

List Price Adders:

Decorative Trim Option - See chart on page 49
UL Latch - add \$6 to list price (FC21 and F51A Functions Box Pack Only)

LEVERS FC SERIES



Pennant (PEN)


(NOTE: Kinsler is standard trim)



(PEN) Pennant

Function	605	530	608	609	618	619	620	621	622	625	626	716
FC21 Combined Interior	•	•	•	•	•	\$91	•	•	\$91	\$91	\$91	\$91
FC172 Non-Turning Set	•	•	•	•	•	83	•	•	83	83	83	83
F51A Keyed Entry	•	•	•	•	•	114	•	•	114	114	114	114

FINISHES



Rivington (RVT)

(NOTE: Alden is standard trim)



(RVT) Rivington

Function	605	530	608	609	618	619	620	621	622	625	626	716
FC21 Combined Interior	•	•	•	•	•	\$91	•	•	•	•	•	\$91
FC172 Non-Turning Set	•	•	•	•	•	83	•	•	•	•	•	83
F51A Keyed Entry	•	•	•	•	•	114	•	•	•	•	•	114

FINISHES



Whitney (WIT)

(NOTE: Alden is standard trim)



(WIT) Whitney

Function	605	530	608	609	618	619	620	621	622	625	626	716
FC21 Combined Interior	•	\$91	\$91	•	•	\$91	•	•	\$91	•	•	\$91
FC172 Non-Turning Set	•	83	83	•	•	83	•	•	83	•	•	83
F51A Keyed Entry	•	114	114	•	•	114	•	•	114	•	•	114

FINISHES

List Price Adders:


Decorative Trim Option - See chart on page 49

UL Latch - add \$6 to list price (FC21 and F51A Functions Box Pack Only)

Flexible. Simple.

Schlage's Custom Series makes it easy to change your door hardware as the style in your home evolves. Simply pair a knob or lever with one of our trims, and you can update the look of any room.

Pair a knob or lever with our inspired decorative trim options to bring your vision to life.



Alden* (ALD)



Kinsler* (KIN)



Camelot (CAM)



Century (CEN)



Collins (COL)



Dalton (DLT)



Grandville (GDV)



Greene (GEE)



Howe (HOW)



Indy (IND)



Rosewood (RWD)



Upland (ULD)

* Standard trim with no upcharge

FINISHES AVAILABLE

Custom trim finish	605	530	608	609	618	619	620	621	622	625	626	716
Camelot (CAM)	•	\$11	\$11	•	•	\$11	•	•	\$11	•	•	\$11
Century (CEN)	•	11	11	•	11	11	•	•	11	11	11	11
Collins (COL)	•	11	11	•	11	11	•	•	11	11	11	11
Dalton (DLT)	•	•	•	•	•	11	•	•	11	•	•	•
Grandville (GDV)	•	•	•	•	•	11	•	•	•	•	•	11
Greene (GEE)	•	•	•	•	•	11	•	•	11	•	•	•
Howe (HOW)	•	•	•	•	•	11	•	•	11	11	•	11
Indy (IND)	•	•	•	•	•	11	•	•	11	11	•	11
Rosewood (RWD)	•	•	•	•	11	11	•	•	11	•	•	•
Upland (ULD)	•	•	•	•	•	11	•	•	11	11	•	11
Keyed trim finish												
Camelot (CAM)	•	\$17	\$17	•	•	\$17	•	•	\$17	•	•	\$17
Century (CEN)	•	17	17	•	17	17	•	•	17	17	17	17
Collins (COL)	•	17	17	•	17	17	•	•	17	17	17	17
Dalton (DLT)	•	•	•	•	•	17	•	•	17	•	•	•
Grandville (GDV)	•	•	•	•	•	17	•	•	•	•	•	17
Greene (GEE)	•	•	•	•	•	17	•	•	17	•	•	•
Indy (IND)	•	•	•	•	•	17	•	•	17	17	•	17
Rosewood (RWD)	•	•	•	•	17	17	•	•	17	•	•	•
Upland (ULD)	•	•	•	•	•	17	•	•	17	17	•	17

Please Note: Schlage Custom FC21 and FC172 Decorative Trim list price adders differ from other functions. Please refer to the specific decorative trim tables for F-Series (F10, F40, F51A etc.) on their respective pages.

EXAMPLE 1: To price an Eller (ELR) lever with Collins (COL) trim in satin nickel: Take the price listed for the Eller lever in Satin Nickel (\$91 for FC21) and add the charge for the trim from the table above (\$11).

\$91 (FC ELR 619)
 + \$11 (COL Trim for FC21)

\$102 Total cost
 (FC21 ELR 619 COL)

When ordering a Schlage Custom product, please specify the trim at the end of the product code. Example: FC21 ELR 619 **CAM** or FC172 LAT 622 **COL**



LEVERS F SERIES

F Series Levers AVAILABLE FUNCTIONS

Non-keyed Locks



Schlage
ANSI

F10
F75

F40
F76

F170

Keyed Locks



F51A
F81

F80
F86

ANSI/BHMA A156.2-2017 Commercial Grade 2
ANSI/BHMA A156.39-2015 Residential Grade AAA

Non-keyed Locks



F10/F75 – Hall & Closet

- Both knobs/levers always unlocked



F40/F76 – Bed & Bath

- Push-button locking
- Can be opened from outside with small circular tool
- Turning inside knob/lever releases button



F170 – Non-turning

- Non-turning trim for one side of door
- Used for door pull or as matching inactive trim

Keyed Locks



F51A/F81 – Keyed Entry

- Keyed entry function unlocks when door is opened from the inside, allowing you to leave quickly, conveniently and re-enter easily
- Locked by inserting key and rotating cylinder from outside, or manually rotating interior turn-button after exit



F80/F86 – Storeroom Lock

- Outside knob/lever fixed. Entrance by key only.
- Inside knob/lever always unlocked

PRODUCT IDENTIFICATION

F	51A	F	ACC	619	CAM	RH	16-086	10-027	KA4
Lock Series	Product	UL Fire Rated (V - VisPack) (GC - Graphic Cover)	Style	Finish Code	Decorative Trim	Hand	Latch	Strike	Keying

LATCHES & STRIKES

Keyed Latches - Dead Latches

16-086 - Dual Option (Round, Drive-in)
STANDARD

16-207 - Square Corner

16-211 - Triple Option
(Round, Square, Drive-in)

16-203 - UL Listed Square Corner
with Firecup

16-204 - UL Listed Round Corner
with Firecup

16-126 - 5" Backset, Square Corner

Non Keyed - Spring Latches

16-080 - Dual Option (Round, Drive-in)
STANDARD

16-200 - Square Corner

16-210 - Triple Option
(Round, Square, Drive-in)

16-203 - UL Listed Square Corner
with Firecup

16-204 - UL Listed Round Corner
with Firecup

16-126 - 5" Backset, Square Corner

Strikes

10-027 - Round Corner Full Lip
STANDARD

10-001 - Square Corner T Strike

10-026 - Square Corner Full Lip

10-058 - Circular - Adjustable

10-063 - Dual Strikes
(Round & Square Full Lip)

10-025 - ANSI Square Corner

STANDARD FEATURES / CONFIGURATIONS

F-Series Levers/Decorative Trim*

	Description
Certification:	ANSI/BHMA A156.2-2017 Commercial Grade 2 ANSI/BHMA A156.39-2015 Residential Grade AAA Available UL Listed for 3-hour fire door
Latch:	1" x 2 1/4", 1/4" radius corner faceplate, 7/8" housing diameter, 1/2" throw, circular drive-in included, universal latch
Strike:	1 5/8" x 2 1/4" radius corner, full lip, no box
Backset:	Dual backset latches, fits either 2 3/8" or 2 3/4" backsets
Cylinder:	5-Pin, C keyway, keyed alike (KA4)
Door Range:	1 3/8" - 1 3/4"
Keys:	Two per lock, 5-pin, C section

* Locks are furnished with standard features unless otherwise specified. To order locks with non-standard features specify non-standard feature desired.

FINISH CODES & DESCRIPTIONS

505	605	608	609	618	619	620	621	622	625	626	716
Lifetime Bright Brass	Bright Brass (US3)	Satin Brass	Antique Brass (US5)	Polished Nickel	Satin Nickel (US15)	Antique Pewter (US15A)	Distressed Nickel	Matte Black (US19)	Bright Chrome (US26)	Satin Chrome (US26D)	Aged Bronze

Non-standard finishes are not available.
Full-color swatch examples available on inside Levers tab.

PACKAGING & CARTON SPECS

	INDIVIDUAL CARTON				SHIPPER						
	CARTON WEIGHT	HEIGHT	WIDTH	DEPTH	QTY. SHIPPER	CARTON WEIGHT	CU. FT.	HEIGHT	WIDTH	DEPTH	
Levers											
F10	1.55	3.25 in.	6.00 in.	7.00 in.	8	12.50	0.760	7.8 in.	12.6 in.	13.5 in.	
F40	1.55	3.25 in.	6.00 in.	7.00 in.	8	12.50	0.760	7.8 in.	12.6 in.	13.5 in.	
F51A	1.55	3.25 in.	6.00 in.	7.00 in.	8	12.50	0.760	7.8 in.	12.6 in.	13.5 in.	
F80	1.55	3.25 in.	6.00 in.	7.00 in.	8	12.50	0.760	7.8 in.	12.6 in.	13.5 in.	
F170	0.80	2.86 in.	4.38 in.	5.66 in.	20	16.00	1.000	6.5 in.	15.3 in.	18.3 in.	
Decorative Collections Levers											
All Levers	1.55	3.25 in.	6.00 in.	7.00 in.	8	19.00	1.090	8.13 in.	12.63 in.	18.4 in.	
F170	1.20	2.86 in.	4.38 in.	5.66 in.	20	25.00	1.000	6.5 in.	15.3 in.	18.3 in.	

For Vis Pack carton specs, see page 136

LEVERS F SERIES

AVAILABLE STYLES



Accent
(ACC)



Avanti
(AVA)



Avila
(VLA)



Birmingham
(BIR)



Broadway
(BRW)




Champagne
(CHP)



Elan
(ELA)



Flair
(FLA)



Jazz
(JAZ)




Latitude
(LAT)



Manhattan
(MNH)



Merano
(MER)



Northbrook
(NBK)



Sacramento
(SAC)



Accent
(ACC)



(ACC) Accent

FINISHES

Function	Packaging	605	505	608	609	618	619	620	621	622	625	626	716
F10 Hall & Closet	Box/Vis	\$54	\$61	\$61	\$61	\$61	\$61	\$61	\$61	\$61	\$61	\$61	\$61
F40 Bed & Bath	Box/Vis	57	•	64	64	64	64	64	64	64	64	64	64
F51A Keyed Entry	Box/Vis	107	114	114	114	114	114	114	114	114	114	114	114
F80* Storeroom	Box	117	125	125	125	125	125	125	125	125	125	125	125
F170* Non-turning	Box/Vis	27	•	31	31	31	31	31	31	31	31	31	31



Avanti
(AVA)



(AVA) Avanti

FINISHES

Function	Packaging	605	505	608	609	618	619	620	621	622	625	626	716
F10 Hall & Closet	Box/Vis	•	•	•	\$75	•	\$75	\$75	•	•	\$75	•	\$75
F40 Bed & Bath	Box/Vis	•	•	•	79	•	79	79	•	•	79	•	79
F51A Keyed Entry	Box/Vis	•	•	•	129	•	129	129	•	•	129	•	129
F80* Storeroom	Box	•	•	•	140	•	140	140	•	•	140	•	140
F170* Non-turning	Box/Vis	•	•	•	38	•	38	38	•	•	38	•	38


List Price Adders:

- Visual Package Options (highlighted) - add \$6 to list price
- Decorative Trim Option - See chart on page Levers-15
- Triple Option Latch - add \$2 to list price; Box Pack Only
- UL Latch - add \$6 to list price (F10, F51A, F80 Functions Box Pack Only)
- Split Finish/Design - add \$7.00 to highest list price; Box Pack Only

* Specify Handing

Stand out *effortlessly.*
Schlage's Decorative Collections offer thousands of additional design and finish combinations. **See page 59 for details.**

LEVERS F SERIES




Avila
(VLA)

RECOMMENDED DECORATIVE TRIM



Avila lever
with Addison trim




Avila lever
with Camelot trim



Avila lever
with Wakefield trim

(VLA) Avila

			FINISHES											
Function		Packaging	605	505	608	609	618	619	620	621	622	625	626	716
F10	Hall & Closet	Box	\$42	\$47	•	\$47	•	\$47	•	•	•	\$47	\$47	\$47
F40	Bed & Bath	Box	46	•	•	50	•	50	•	•	•	50	50	50
F51A	Keyed Entry	Box	74	79	•	79	•	79	•	•	•	79	79	79
F80	Storeroom	Box	85	90	•	90	•	90	•	•	•	90	90	90
F170	Non-turning	Box	22	•	•	24	•	24	•	•	•	24	24	24



Birmingham
(BIR)

RECOMMENDED DECORATIVE TRIM



Birmingham lever
with Brookshire trim

(BIR) Birmingham

			FINISHES											
Function		Packaging	605	505	608	609	618	619	620	621	622	625	626	716
F10	Hall & Closet	Box	•	•	•	•	•	\$61	•	•	•	\$61	•	\$61
F40	Bed & Bath	Box	•	•	•	•	•	64	•	•	•	64	•	64
F51A	Keyed Entry	Box	•	•	•	•	•	114	•	•	•	114	•	114
F80	Storeroom	Box	•	•	•	•	•	125	•	•	•	125	•	125
F170	Non-turning	Box	•	•	•	•	•	31	•	•	•	31	•	31

List Price Adders:

Visual Package Options (highlighted) - add \$6 to list price

Decorative Trim Option - See chart on page Levers-15

Triple Option Latch - add \$2 to list price; Box Pack Only

UL Latch - add \$6 to list price (F10, F51A, F80 Functions Box Pack Only)

Split Finish/Design - add \$7.00 to highest list price; Box Pack Only

* Specify Handing



Broadway (BRW)



(BRW) Broadway

FINISHES

Function	Packaging	605	505	608	609	618	619	620	621	622	625	626	716
F10 Hall & Closet	Box/Vis	•	•	•	•	•	\$61	•	•	\$61	\$61	\$61	\$61
F40 Bed & Bath	Box/Vis	•	•	•	•	•	64	•	•	64	64	64	64
F51A Keyed Entry	Box/Vis	•	•	•	•	•	114	•	•	114	114	114	114
F80 Storeroom	Box	•	•	•	•	•	125	•	•	125	125	125	125
F170 Non-turning	Box	•	•	•	•	•	31	•	•	31	31	31	31



Champagne (CHP)



(CHP) Champagne

FINISHES

Function	Packaging	605	505	608	609	618	619	620	621	622	625	626	716	613
F10 Hall & Closet	Box	•	•	•	•	•	\$75	•	•	•	•	•	\$75	•
F40 Bed & Bath	Box	•	•	•	•	•	79	•	•	•	•	•	79	•
F51A Keyed Entry	Box	•	•	•	•	•	129	•	•	•	•	•	129	•
F80* Storeroom	Box	•	•	•	•	•	140	•	•	•	•	•	140	•
F170* Non-turning	Box	•	•	•	•	•	38	•	•	•	•	•	38	•


List Price Adders:

- Visual Package Options (highlighted) - add \$6 to list price
- Decorative Trim Option - See chart on page Levers-15
- Triple Option Latch - add \$2 to list price; Box Pack Only
- UL Latch - add \$6 to list price (F10, F51A, F80 Functions Box Pack Only)
- Split Finish/Design - add \$7.00 to highest list price; Box Pack Only

* Specify Handing

Stand out *effortlessly.*
 Schlage's Decorative Collections offer thousands of additional design and finish combinations.
See page 59 for details.

LEVERS F SERIES



Elan
(ELA)

RECOMMENDED DECORATIVE TRIM



Elan lever
with Century trim

(ELA) Elan

Function	Packaging	FINISHES												
		605	505	608	609	618	619	620	621	622	625	626	716	
F10 Hall & Closet	Box	\$54	•	•	\$61	•	\$61	•	•	\$61	\$61	\$61	\$61	\$61
F40 Bed & Bath	Box	57	•	•	64	•	64	•	•	64	64	64	64	64
F51A Keyed Entry	Box	107	114	•	114	•	114	•	•	114	114	114	114	114
F80 Storeroom	Box	117	125	•	125	•	125	•	•	125	125	125	125	125
F170 Non-turning	Box	27	•	•	31	•	31	•	•	31	31	31	31	31

NOTE:

- 1) Elan F10, F40, F51A and F80 in 626 Finish are available as CSV - add \$12 to list price
- 2) CSV - Contractor Series VisPack (Includes Light Commercial packaging and comes standard with UL fire rated latches.)



Flair
(FLA)

RECOMMENDED DECORATIVE TRIM



Flair lever
with Addison trim



Flair lever
with Brookshire trim



Flair lever
with Camelot trim


(FLA) Flair

Function	Packaging	FINISHES												
		605	505	608	609	618	619	620	621	622	625	626	716	
F10 Hall & Closet	Box/Vis	\$54	\$61	\$61	\$61	•	\$61	\$61	•	\$61	\$61	\$61	\$61	\$61
F40 Bed & Bath	Box/Vis	57	•	64	64	•	64	64	•	64	64	64	64	64
F51A Keyed Entry	Box/Vis	107	114	114	114	•	114	114	•	114	114	114	114	114
F80* Storeroom	Box	117	125	125	125	•	125	125	•	125	125	125	125	125
F170* Non-turning	Box/Vis	27	•	31	31	•	31	31	•	31	31	31	31	31

List Price Adders:

- Visual Package Options (highlighted) - add \$6 to list price
- Decorative Trim Option - See chart on page Levers-15
- Triple Option Latch - add \$2 to list price; Box Pack Only
- UL Latch - add \$6 to list price (F10, F51A, F80 Functions Box Pack Only)
- Split Finish/Design - add \$7.00 to highest list price; Box Pack Only

* Specify Handing



Jazz
(JAZ)

(JAZ) Jazz

FINISHES

Function	Packaging	605	505	608	609	618	619	620	621	622	625	626	716
F10 Hall & Closet	Box	•	•	•	•	•	\$61	•	•	\$61	\$61	\$61	\$61
F40 Bed & Bath	Box	•	•	•	•	•	64	•	•	64	64	64	64
F51A Keyed Entry	Box	•	•	•	•	•	•	•	•	•	•	•	•
F80 Storeroom	Box	•	•	•	•	•	•	•	•	•	•	•	•
F170 Non-turning	Box	•	•	•	•	•	31	•	•	31	31	31	31



Latitude
(LAT)

RECOMMENDED DECORATIVE TRIM



Latitude lever with Century trim



Latitude lever with Collins trim

(LAT) Latitude

FINISHES

Function	Packaging	605	505	608	609	618	619	620	621	622	625	626	716
F10 Hall & Closet	Box /Vis	•	•	•	•	\$61	\$61	•	•	\$61	\$61	\$61	\$61
F40 Bed & Bath	Box /Vis	•	•	•	•	64	64	•	•	64	64	64	64
F51A Keyed Entry	Box /Vis	•	•	114	•	114	114	•	•	114	114	114	114
F80 Storeroom	Box	•	•	•	•	125	125	•	•	125	125	125	125
F170 Non-turning	Box	•	•	•	•	31	31	•	•	31	31	31	31

List Price Adders:


- Visual Package Options (highlighted) - add \$6 to list price
- Decorative Trim Option - See chart on page Levers-15
- Triple Option Latch - add \$2 to list price; Box Pack Only
- UL Latch - add \$6 to list price (F10, F51A, F80 Functions Box Pack Only)
- Split Finish/Design - add \$7.00 to highest list price; Box Pack Only

* Specify Handing

Stand out *effortlessly.*

Schlage's Decorative Collections offer thousands of additional design and finish combinations. **See page 59 for details.**

LEVERS F SERIES



Manhattan
(MNH)



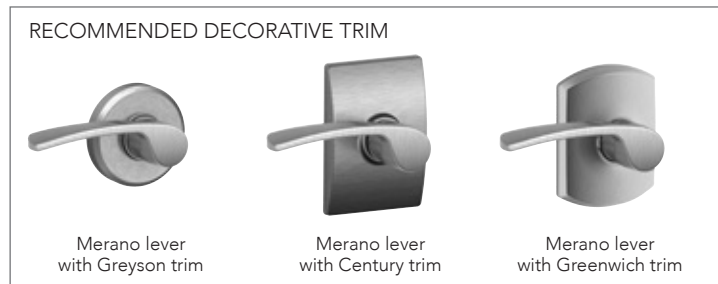
(MNH) Manhattan

FINISHES

Function	Packaging	605	505	608	609	618	619	620	621	622	625	626	716
F10 Hall & Closet	Box	•	•	•	•	•	\$61	•	•	•	\$61	\$61	•
F40 Bed & Bath	Box	•	•	•	•	•	64	•	•	•	64	64	•
F51A Keyed Entry	Box	•	•	•	•	•	114	•	•	•	114	114	•
F80* Storeroom	Box	•	•	•	•	•	125	•	•	•	125	125	•
F170* Non-turning	Box	•	•	•	•	•	31	•	•	•	31	31	•



Merano
(MER)



(MER) Merano

FINISHES

Function	Packaging	605	505	608	609	618	619	620	621	622	625	626	716
F10 Hall & Closet	Box	•	•	•	•	•	\$61	•	•	\$61	\$61	\$61	\$61
F40 Bed & Bath	Box/Vis	•	•	•	•	•	64	•	•	64	64	64	64
F51A Keyed Entry	Box/Vis	•	•	•	•	•	114	•	•	114	114	114	114
F80* Storeroom	Box	•	•	•	•	•	125	•	•	125	125	125	125
F170* Non-turning	Box/Vis	•	•	•	•	•	31	•	•	31	31	31	31


List Price Adders:

- Visual Package Options (highlighted) - add \$6 to list price
- Decorative Trim Option - See chart on page Levers-15
- Triple Option Latch - add \$2 to list price; Box Pack Only
- UL Latch - add \$6 to list price (F10, F51A, F80 Functions Box Pack Only)
- Split Finish/Design - add \$7.00 to highest list price; Box Pack Only

* Specify Handing

Stand out *effortlessly.*

Schlage's Decorative Collections offer thousands of additional design and finish combinations. **See page 59 for details.**



Northbrook (NBK)



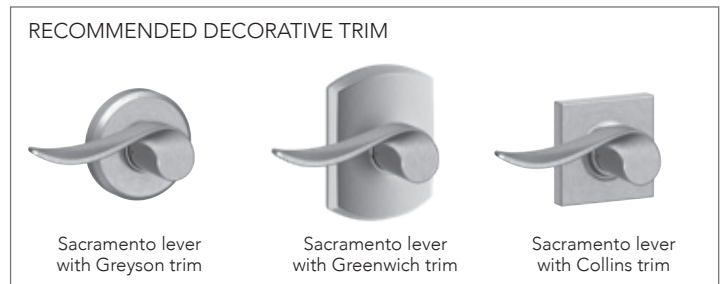
(NBK) Northbrook

FINISHES

Function	Packaging	605	505	608	609	618	619	620	621	622	625	626	716
F10 Hall & Closet	Box/Vis	•	•	•	•	•	\$61	•	•	•	•	•	•
F40 Bed & Bath	Box/Vis	•	•	•	•	•	64	•	•	•	•	•	•
F51A Keyed Entry	Box/Vis	•	•	•	•	•	114	•	•	114	114	•	114
F80 Storeroom	Box	•	•	•	•	•	125	•	•	•	•	•	•
F170 Non-turning	Box	•	•	•	•	•	31	•	•	•	•	•	•



Sacramento (SAC)



(SAC) Sacramento

FINISHES

Function	Packaging	605	505	608	609	618	619	620	621	622	625	626	716
F10 Hall & Closet	Box/Vis	•	•	•	•	\$47	\$47	•	•	•	\$47	\$47	\$47
F40 Bed & Bath	Box/Vis	•	•	•	•	50	50	•	•	•	50	50	50
F51A Keyed Entry	Box/Vis	•	•	•	•	79	79	•	•	•	79	79	79
F80* Storeroom	Box	•	•	•	•	90	90	•	•	•	90	90	90
F170* Non-turning	Box	•	•	•	•	24	24	•	•	•	24	24	24

List Price Adders:

- Visual Package Options (highlighted) - add \$6 to list price
- Decorative Trim Option - See chart on page Levers-15
- Triple Option Latch - add \$2 to list price; Box Pack Only
- UL Latch - add \$6 to list price (F10, F51A, F80 Functions Box Pack Only)
- Split Finish/Design - add \$7.00 to highest list price; Box Pack Only

* Specify Handing

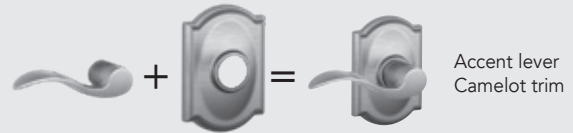
Decorative collection is only available with F Series

Stand out *effortlessly*.

Schlage's Decorative Collections make it easy to match our strength to your style. With more than 1,000 customized design and finish options in all, your decor will be limited by only your imagination.



Pair a knob or lever with our inspired decorative trim options to bring your vision to life.*



* LOCKS SHIP COMPLETE WITH TRIM ATTACHED



Follow these steps for pricing decorative combinations:

1. Locate the price of the standard knob or lever from the Knobs/Levers section.
2. Use the chart below to find the list price adder for the matching Decorative Collection upgrade.
3. Add the prices together for the total cost of the new combinations.

*Decorative trim are staked on the lock chassis for strength and durability and can only be ordered as a complete lock product.

FINISHES AVAILABLE

Decorative trim finish	605	505	608	609	618	619	620	621	622	625	626	716
Addison (ADD)	\$17	•	•	\$17	•	\$17	\$17	\$17	\$17	\$17	\$17	\$17
Andover (AND)*	17	17	•	17	•	17	17	•	17	17	17	17
Brookshire (BRK)	17	17	•	17	•	17	•	•	17	•	•	17
Camelot (CAM)	17	17	17	17	•	17	17	•	17	17	•	17
Century (CEN)	•	•	•	•	17	17	•	•	17	17	17	17
Collins (COL)	•	•	17	•	•	17	•	•	17	17	•	17
Greenwich (GRW)	•	•	•	•	17	17	•	•	17	17	17	17
Greyson (GSN)*	•	•	•	•	17	17	•	•	17	17	17	17
Upland (ULD)**	•	•	•	•	•	17	•	•	•	•	•	•
Wakefield (WKF)	•	•	•	•	17	17	17	•	17	17	17	17



EXAMPLE 1: To price a Accent passage lever with an Addison trim in Antique Pewter Take the price listed in the price book for the F10 ACC 620 and add the additional charge from the chart above

\$61 (F10 ACC 620)
 + \$17 (Addison Decorative Trim 620)
\$78 Total cost
 (F10 ACC 620 ADD)

When ordering a decorative collection product, specify the trim at the end of the product code
 Example: F40 ACC 716 **CAM** or F170 LAT 625 **CEN**


NOTE: The deco trim cost for an F170 is 50% of the cost listed on this chart
 AND and GSN deco trim are not available for PLY or GEO styles


*Greyson and Andover are not available in B60 or F59 functions
 *Greyson and Andover feature concealed screws
 ** ULD unavailable in B60 function. ULD F59 features COL deadbolt.


To order latches and strikes see page 126-127


J Series Levers
AVAILABLE FUNCTIONS

Non-keyed Locks



 ANSI


 J10
F75


 J40
F77


 J170

Keyed Locks


 J54
F82

ANSI/BHMA A156.2-2011 Commercial Grade 3 J Series Levers

Non-keyed Locks

J10/F75 - Hall & Closet

- Both levers always unlocked

J40/F77 - Bed & Bath

- Turn-button locking. Can be opened from outside by turning outside turn mechanism
- From interior, turning inside turn-button releases inside lever

J40P - Bed & Bath (Pushbutton)

- Push-button locking. Can be opened from outside with small circular tool.
- Turning inside knob/lever releases button
- ADA Compliant

J170 - Non-turning

- Non-turning trim for one side of door
- Used for door pull or as matching inactive trim

Keyed Locks

J54/F82 - Keyed Entry

- Unlocked by key from outside when outer knob is locked by turn-button in inside knob
- Inside knob is locked and unlocked by turn-button

PRODUCT IDENTIFICATION

J	54	F	SEV	619	SQR	16-255	10-101	KA4
Lock Series	Product	UL Fire Rated	Design	Finish Code	Collins Trim	Latch	Strike	Keying

LATCHES & STRIKES

Keyed Latches - Dead Latches

- 16-255** - Triple Option (Round, Square, Drive-in) - **STANDARD**
- 16-061** - UL Listed, Square Corner

Strikes

- 10-101** - Round Corner Full Lip - **STANDARD**

Non Keyed - Spring Latches

- 16-254** - Dual Option (Round, Drive-in) - **STANDARD**
- 16-070** - Triple Option Spring Latch for handlesets

LEVERS J SERIES

STANDARD FEATURES / CONFIGURATIONS

J Series Levers	
	Description
Certification:	ANSI/BHMA A156.2-2011 Commercial Grade
Latch:	Dual Option: 1" x 2 1/4", 1/4" round faceplate and drive-in Triple Option: 1" x 2 1/4", square corner and 1/4" round faceplate, drive-in latch (J54)
Strike:	1 5/8" x 2 1/4", radius corner, full lip, no box
Backset:	Adjustable for 2 3/8" or 2 3/4"
Cylinder:	5-pin, C keyway, keyed alike (KA4)
Door Range:	1 3/8" - 1 3/4"
Keys:	Two brass cut keys per lock, 5-pin, C section

FINISH CODES & DESCRIPTIONS

605	609	619	620	622	625	626	630	716
Bright Brass (US3)	Antique Brass (US5)	Satin Nickel (US15)	Antique Pewter (US15A)	Matte Black (US19)	Bright Chrome (US26)	Satin Chrome (US26D)	Satin Stainless Steel (US32D)	Aged Bronze

*Non-standard finishes are not available
Full-color swatch examples available on inside Levers tab

PACKAGING & CARTON SPECS

	INDIVIDUAL CARTON				SHIPPER					
	CARTON WEIGHT	HEIGHT	WIDTH	DEPTH	QTY. SHIPPER	CARTON WEIGHT	CU. FT.	HEIGHT	WIDTH	DEPTH
Levers										
J10	1.58	3.07 in.	5.71 in.	6.69 in.	24	37.84	2.143	14.8 in.	13.7 in.	18.3 in.
J40	1.58	3.07 in.	5.71 in.	6.69 in.	24	37.84	2.143	14.8 in.	13.7 in.	18.3 in.
J54	1.58	3.07 in.	5.71 in.	6.69 in.	24	37.84	2.143	14.8 in.	13.7 in.	18.3 in.
J170	0.56	2.44 in.	2.64 in.	5.43 in.	50	28.16	1.420	12.2 in.	13.7 in.	14.7 in.
J10F	1.58	3.07 in.	5.71 in.	6.69 in.	24	37.84	2.143	14.8 in.	13.7 in.	18.3 in.
J54F	1.58	3.07 in.	5.71 in.	6.69 in.	24	37.84	2.143	14.8 in.	13.7 in.	18.3 in.


For Vis Pack carton specs, see page 136



J10
Broadway (BRW)

(BRW) Broadway

			FINISHES								
Function		Packaging	605	609	619	620	622	625	626	630	716
J10	Hall & Closet	Box	•	•	\$47	•	\$47	\$47	\$47	•	\$47
J40	Bed & Bath	Box	•	•	52	•	52	52	52	•	52
J54	Keyed Entry	Box	•	•	64	•	64	64	64	•	64
J170	Non-turning	Box	•	•	25	•	25	25	25	•	25



J10
Dover (DOV)

(DOV) Dover

			FINISHES								
Function		Packaging	605	609	619	620	622	625	626	630	716
J10	Hall & Closet	Box/Vis	\$46	\$46	\$42	•	\$42	\$42	\$42	\$42	\$42
J40	Bed & Bath	Box/Vis	\$50	\$50	46	•	46	46	46	46	46
J54	Keyed Entry	Box/Vis	\$67	\$67	63	•	63	63	63	63	63
J170	Non-turning	Box/Vis	\$27	\$27	23	•	23	23	23	23	23



J10
Marin (MAR)

(MAR) Marin

			FINISHES								
Function		Packaging	605	609	619	620	622	625	626	630	716
J10	Hall & Closet	Box	•	•	\$42	•	\$42	\$42	\$42	\$42	\$42
J40	Bed & Bath	Box	•	•	46	•	46	46	46	46	46
J54	Keyed Entry	Box	•	•	63	•	63	63	63	63	63
J170	Non-turning	Box	•	•	23	•	23	23	23	23	23

List Price Adders:

Visual Package Options (highlighted) - add \$4 to list price

Visual Package **ONLY** (highlighted) - \$4 adder included

UL Latch - add \$6 to list price (J10F, J54F)

*Specify handing

NOTE:

- 1) J10 and J40 standard latch is Dual Option (Round, Drive-in)
- 2) J54 standard latch is Triple Option (Round, Square, Drive-in)

LEVERS J SERIES



J10
Solstice (SOL)

(SOL) Solstice

			FINISHES								
Function		Packaging	605	609	619	620	622	625	626	630	716
J10	Hall & Closet	Box/Vis	•	•	\$47	•	\$47	\$47	\$47	•	\$47
J40	Bed & Bath	Box/Vis	•	•	52	•	52	52	52	•	52
J54	Keyed Entry	Box/Vis	•	•	64	•	64	64	64	•	64
J170	Non-turning	Box/Vis	•	•	25	•	25	25	25	•	25
J40P	Bed & Bath	Box	•	•	54	•	•	54	•	•	54



J10
LaSalle (LAS)

(LAS) LaSalle

			FINISHES								
Function		Packaging	605	609	619	620	622	625	626	630	716
J10	Hall & Closet	Box/Vis	\$42	\$42	\$42	•	•	•	•	•	\$42
J40	Bed & Bath	Box/Vis	46	46	46	•	•	•	•	•	46
J54	Keyed Entry	Box/Vis	63	63	63	•	•	•	•	•	63
J170*	Non-turning	Box/Vis	23	23	23	•	•	•	•	•	23



J10
Seville (SEV)

(SEV) Seville

			FINISHES								
Function		Packaging	605	609	619	620	622	625	626	630	716
J10	Hall & Closet	Box/Vis	\$46	\$46	\$42	•	\$42	\$42	•	•	\$42
J40	Bed & Bath	Box/Vis	50	50	46	•	46	46	•	•	46
J54	Keyed Entry	Box/Vis	67	67	63	•	63	63	•	•	63
J170*	Non-turning	Box/Vis	•	•	23	•	23	23	•	•	23
J40P	Bed & Bath	Box	•	•	48	•	•	48	•	•	48

List Price Adders:

Visual Package Options (highlighted) - add \$4 to list price
 Visual Package **ONLY** (highlighted) - \$4 adder included
 UL Latch - add \$6 to list price (J10F, J54F)

*Specify handing

NOTE:

1) J10 and J40 standard latch is Dual Option (Round, Drive-in)
 2) J54 standard latch is Triple Option (Round, Square, Drive-in)




J10
Torino (TOR)

(TOR) Torino

FINISHES

Function	Packaging	605	609	619	620	622	625	626	630	716
J10 Hall & Closet	Box/Vis	\$46	\$46	\$42	\$42	•	\$42	•	\$42	\$42
J40 Bed & Bath	Box/Vis	50	50	46	46	•	46	•	46	46
J54 Keyed Entry	Box/Vis	67	67	63	63	•	63	•	63	63
J170 Non-turning	Box/Vis	27	27	23	23	•	23	•	23	23
J40P Bed & Bath	Box	•	•	48	•	•	48	•	•	48




J10
Broadway with
Collins Trim (BRW/COL)

(BRW/SQR) Broadway with Collins Rose

FINISHES

Function	Packaging	605	609	619	620	622	625	626	630	716
J10 Hall & Closet	Box	•	•	\$54	•	\$54	\$54	\$54	•	\$54
J40 Bed & Bath	Box	•	•	57	•	57	57	57	•	57
J54 Keyed Entry	Box	•	•	70	•	70	70	70	•	70
J170 Non-turning	Box	•	•	28	•	28	28	28	•	28



J10
Solstice with
Collins Trim (SOL/COL)

(SOL/SQR) Solstice with Collins Rose

FINISHES

Function	Packaging	605	609	619	620	622	625	626	630	716
J10 Hall & Closet	Box	•	•	\$54	•	\$54	\$54	\$54	•	\$54
J40 Bed & Bath	Box	•	•	57	•	57	57	57	•	57
J54 Keyed Entry	Box	•	•	70	•	70	70	70	•	70
J170 Non-turning	Box	•	•	28	•	28	28	28	•	28

List Price Adders:

Visual Package Options (highlighted) - add \$4 to list price

Visual Package **ONLY** (highlighted) - \$4 adder included

UL Latch - add \$6 to list price (J10F, J54F)

*Specify handing

NOTE:

- 1) J10 and J40 standard latch is Dual Option (Round, Drive-in)
- 2) J54 standard latch is Triple Option (Round, Square, Drive-in)


LEVERS J SERIES

Notes


FC Series	67
FC Series Decorative Collection	73
F Series	75
F Series Decorative Collection	82
J Series	83

FC Series Knobs
AVAILABLE FUNCTIONS


Non-keyed Locks




Schlage FC21



FC172

 **FC21 - Combined Passage Privacy**

- Passage is default function
- Insert privacy pushbutton on interior side of lock to convert to privacy
- Can be opened from outside with small emergency unlock tool
- Turning inside knob/lever releases privacy pushbutton

 **FC172 – Non-Turning Set**

- Non-turning pair of levers/knobs
- Used for door pull or matching inactive trim

ANSI/BHMA A156.2-2017 Grade 2
ANSI/BHMA A156.39-2017 Residential Grade AAA

LATCHES & STRIKES

Non Keyed - Spring Latches

- 16-600** -FC21 Dual Option (Round Corner & Drive In) **STANDARD**
- 16-601** -FC21 Triple Option (Round, Square Corner, & Drive In)
- 16-620** -UL Listed Square Corner
- 16-621** -UL Listed Round Corner

Strikes

- 10-027** -Round Corner Full Lip **STANDARD**
- 10-001** -Square Corner T Strike
- 10-026** -Square Corner Full Lip
- 10-058** -Circular - Adjustable
- 10-063** -Dual Strikes (Round & Square Full Lip)
- 10-025** -ANSI Square Corner

STANDARD FEATURES / CONFIGURATIONS

FC Series Knobs/Decorative Trim*

	Description
Certification:	ANSI/BHMA A156.2-2017 Grade 2 ANSI/BHMA A156.39-2015 Residential Grade AAA Available UL Listed for 90 minute fire door (Available soon)
Latch:	1" x 2 1/4", 1/4" radius corner faceplate, 1" housing diameter, 1/2" throw, circular drive-in included, universal latch
Strike:	1 5/8" x 2 1/4" radius corner, full lip
Backset:	Dual backset latches, fits either 2 3/8" or 2 3/4" backsets
Cylinder:	5-Pin, C keyway, keyed alike (KA4) on keyed function only
Door Range:	1 3/8" - 1 3/4"
Keys:	Two per lock, 5-pin, C section on keyed functions only

* Locks are furnished with standard features unless otherwise specified. To order locks with non-standard features specify non-standard feature desired.

KNOBS FC SERIES

FINISH CODES & DESCRIPTIONS

530	608	618	619	622	625	626	716
Black Stainless	Satin Brass	Polished Nickel	Satin Nickel (US15)	Matte Black (US19)	Bright Chrome (US26)	Satin Chrome (US26D)	Aged Bronze

PACKAGING & CARTON SPECS

INDIVIDUAL CARTON					SHIPPER					
	CARTON WEIGHT	HEIGHT	WIDTH	DEPTH	QTY. SHIPPER	CARTON WEIGHT	CU. FT.	HEIGHT	WIDTH	DEPTH
Levers										
FC21	2.3	3.5 in.	5.9 in.	8.1 in.	8	18.00	0.94	8.8 in.	12.8 in.	14.5 in.
FC172	1.5	3.2 in.	4.4 in.	5.8 in.	20	31.00	1.25	6.7 in.	16.1 in.	20.1 in.

AVAILABLE STYLES



Alexandria (ALX)



Andover (AND)



Bowery (BWE)



Caine (CAN)



Dawes (DAW)



Ganton (GAN)



Georgian (GEO)



Hobson (HOB)



Kyle (KYL)



Nixon (NIX)



Offerman (OFM)



Plymouth (PLY)



Swanson (SWA)

KNOBS FC SERIES



Alexandria
(ALX)

(NOTE: Alden is standard trim)

RECOMMENDED DECORATIVE TRIM



Alexandria knob
with Camelot trim

(ALX) Alexandria

Function

	605	530	608	609	618	619	620	621	622	625	626	716
FC21 Combined Interior	•	\$126	\$126	•	\$126	\$126	•	•	\$126	•	•	\$126
FC172 Non-Turning Set	•	117	117	•	117	117	•	•	117	•	•	117

FINISHES



Andover
(AND)

(NOTE: Alden is standard trim)

RECOMMENDED DECORATIVE TRIM



Andover knob
with Camelot trim

(AND) Andover

Function

	605	530	608	609	618	619	620	621	622	625	626	716
FC21 Combined Interior	•	•	•	•	•	\$75	•	•	•	•	•	\$75
FC172 Non-Turning Set	•	•	•	•	•	70	•	•	•	•	•	70
F51A Keyed Entry	•	•	•	•	•	70	•	•	•	70	70	70

FINISHES



Bowery
(BWE)

(NOTE: Kinsler is standard trim)

RECOMMENDED DECORATIVE TRIM



Bowery knob
with Collins trim

(BWE) Bowery

Function

	605	530	608	609	618	619	620	621	622	625	626	716
FC21 Combined Interior	•	\$75	\$75	•	\$75	\$75	•	•	\$75	\$75	•	\$75
FC172 Non-Turning Set	•	70	70	•	70	70	•	•	70	70	•	70
F51A Keyed Entry	•	70	70	•	70	70	•	•	70	70	70	70

FINISHES



Caine
(CAN)

(NOTE: Kinsler is standard trim)

RECOMMENDED DECORATIVE TRIM



Caine knob
with Greene trim

(CAN) Caine

Function

	605	530	608	609	618	619	620	621	622	625	626	716
FC21 Combined Interior	•	•	•	•	•	\$126	•	•	\$126	•	•	•
FC172 Non-Turning Set	•	•	•	•	•	117	•	•	117	•	•	•

FINISHES



Dawes (DAW)

(NOTE: Kinsler is standard trim)



Dawes knob with Collins trim

(DAW) Dawes

FINISHES

Function	605	530	608	609	618	619	620	621	622	625	626	716
FC21 Combined Interior	•	•	\$126	•	•	\$126	•	•	\$126	\$126	•	•
FC172 Non-Turning Set	•	•	117	•	•	117	•	•	117	117	•	•



Ganton (GAN)

(NOTE: Kinsler is standard trim)



Ganton knob with Dalton trim

(GAN) Ganton

FINISHES

Function	605	530	608	609	618	619	620	621	622	625	626	716
FC21 Combined Interior	•	•	•	•	•	\$91	•	•	\$91	•	•	•
FC172 Non-Turning Set	•	•	•	•	•	83	•	•	83	•	•	•
F51A Keyed Entry	•	•	•	•	•	114	•	•	114	•	•	•



Georgian (GEO)

(NOTE: Alden is standard trim)



Georgian knob with Camelot trim

(GEO) Georgian

FINISHES

Function	605	530	608	609	618	619	620	621	622	625	626	716
FC21 Combined Interior	•	•	\$75	•	•	\$75	•	•	\$75	\$75	•	\$75
FC172 Non-Turning Set	•	•	70	•	•	70	•	•	70	70	•	70
F51A Keyed Entry	•	•	60	•	•	60	•	•	60	60	•	60



Hobson (HOB)

(NOTE: Kinsler is standard trim)



Hobson knob with Camelot trim

(HOB) Hobson

FINISHES

Function	605	530	608	609	618	619	620	621	622	625	626	716
FC21 Combined Interior	•	•	\$126	•	\$126	\$126	•	•	\$126	•	•	\$126
FC172 Non-Turning Set	•	•	117	•	117	117	•	•	117	•	•	117

KNOBS FC SERIES



Kyle
(KYL)

(NOTE: Kinsler is standard trim)

RECOMMENDED DECORATIVE TRIM



Kyle knob
with Collins trim

(KYL) Kyle

Function	605	530	608	609	618	619	620	621	622	625	626	716
FC21 Combined Interior	•	•	•	•	•	\$126	•	•	\$126	\$126	•	•
FC172 Non-Turning Set	•	•	•	•	•	117	•	•	117	117	•	•

FINISHES



Nixon
(NIX)

(NOTE: Kinsler is standard trim)

RECOMMENDED DECORATIVE TRIM



Nixon knob
with Greene trim

(NIX) Nixon

Function	605	530	608	609	618	619	620	621	622	625	626	716
FC21 Combined Interior	•	•	•	•	•	\$91	•	•	\$91	•	•	•
FC172 Non-Turning Set	•	•	•	•	•	83	•	•	83	•	•	•
F51A Keyed Entry	•	•	•	•	•	114	•	•	114	•	•	•

FINISHES



Offerman
(OFM)

(NOTE: Alden is standard trim)

RECOMMENDED DECORATIVE TRIM



Offerman knob
with Grandville trim

(OFM) Offerman

Function	605	530	608	609	618	619	620	621	622	625	626	716
FC21 Combined Interior	•	•	•	•	•	\$91	•	•	•	•	•	\$91
FC172 Non-Turning Set	•	•	•	•	•	83	•	•	•	•	•	83
F51A Keyed Entry	•	•	•	•	•	114	•	•	•	•	•	114

FINISHES



Plymouth
(PLY)

(NOTE: Kinsler is standard trim)

RECOMMENDED DECORATIVE TRIM



Plymouth knob
with Camelot trim

(PLY) Plymouth

Function	605	530	608	609	618	619	620	621	622	625	626	716
FC21 Combined Interior	•	•	•	•	•	\$75	•	•	\$75	\$75	\$75	\$75
FC172 Non-Turning Set	•	•	•	•	•	70	•	•	70	70	70	70
F51A Keyed Entry	•	•	•	•	•	60	•	•	60	60	60	60

FINISHES

KNOBS FC SERIES



Swanson (SWA)

(NOTE: Kinsler is standard trim)



(SWA) Swanson

FINISHES

Function	605	530	608	609	618	619	620	621	622	625	626	716	613
FC21 Combined Interior	•	•	•	•	•	\$91	•	•	\$91	\$91	\$91	\$91	•
FC172 Non-Turning Set	•	•	•	•	•	83	•	•	83	83	83	83	•
F51A Keyed Entry	•	•	•	•	•	114	•	•	114	114	114	114	•

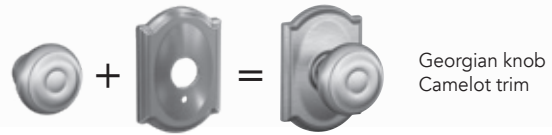
List Price Adders:

- Decorative Trim Option - See chart on page 74
- UL Latch - add \$6 to list price (FC21 and F51A Functions Box Pack Only)

Flexible. Simple.

Schlage's Custom Series makes it easy to change your door hardware as the style in your home evolves. Simply pair a knob or lever with one of our trims, and you can update the look of any room.

Pair a knob or lever with our inspired decorative trim options to bring your vision to life.



Alden*
(ALD)



Kinsler*
(KIN)



Camelot
(CAM)



Century
(CEN)



Collins
(COL)



Dalton
(DLT)



Grandville
(GDV)



Greene
(GEE)



Howe
(HOW)



Indy
(IND)



Rosewood
(RWD)



Upland
(ULD)

* Standard trim with no upcharge

Follow these steps for pricing decorative combinations:

1. Locate the price of the standard knob or lever from the Knobs/Levers section.
2. Use the chart below to find the list price adder for the matching Decorative Collection upgrade.
3. Add the prices together for the total cost of the new combinations.

FINISHES AVAILABLE

Custom trim finish	605	530	608	609	618	619	620	621	622	625	626	716
Camelot (CAM)	•	\$11	\$11	•	•	\$11	•	•	\$11	•	•	\$11
Century (CEN)	•	11	11	•	11	11	•	•	11	11	11	11
Collins (COL)	•	11	11	•	11	11	•	•	11	11	11	11
Dalton (DLT)	•	•	•	•	•	11	•	•	11	•	•	•
Grandville (GDV)	•	•	•	•	•	11	•	•	•	•	•	11
Greene (GEE)	•	•	•	•	•	11	•	•	11	•	•	•
Howe (HOW)	•	•	•	•	•	11	•	•	11	11	•	11
Indy (IND)	•	•	•	•	•	11	•	•	11	11	•	11
Rosewood (RWD)	•	•	•	•	11	11	•	•	11	•	•	•
Upland (ULD)	•	•	•	•	•	11	•	•	11	11	•	11
Keyed trim finish												
Camelot (CAM)	•	\$17	\$17	•	•	\$17	•	•	\$17	•	•	\$17
Century (CEN)	•	17	17	•	17	17	•	•	17	17	17	17
Collins (COL)	•	17	17	•	17	17	•	•	17	17	17	17
Dalton (DLT)	•	•	•	•	•	17	•	•	17	•	•	•
Grandville (GDV)	•	•	•	•	•	17	•	•	•	•	•	17
Greene (GEE)	•	•	•	•	•	17	•	•	17	•	•	•
Indy (IND)**	•	•	•	•	•	17	•	•	17	17	•	17
Rosewood (RWD)	•	•	•	•	17	17	•	•	17	•	•	•
Upland (ULD)	•	•	•	•	•	17	•	•	17	17	•	17

** IND trim not available for keyed GEO & PLY knobs in 619 and 625



Please Note: Schlage Custom FC21 and FC172 Decorative Trim list price adders differ from other functions. Please refer to the specific decorative trim tables for F-Series (F10, F40, F51A etc.) on their respective pages.

EXAMPLE 1: To price an Alexandria (ALX) knob with Camelot (CAM) trim in satin nickel:

Take the price listed for the Alexandria Knob in Satin Nickel (\$126 for FC21) and add the charge for the trim from the table above (\$11).

\$126 (FC ALX 619)
 + \$ 11 (Camelot Trim for FC21)
\$137 Total cost
 (FC21 ALX 619 CAM)

When ordering a Schlage Custom product, please specify the trim at the end of the product code.

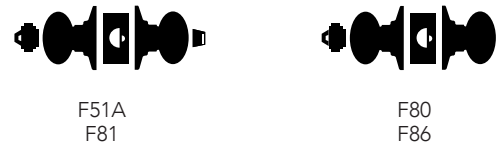
Example: FC21 ELR 619 CAM or FC172 LAT 622 COL

F Series Knobs
AVAILABLE FUNCTIONS

Non-keyed Locks



Keyed Locks



ANSI/BHMA A156.2-2017 Commercial Grade 2
ANSI/BHMA A156.39-2015 Residential Grade AA

Non-keyed Locks



F10/F75 – Hall & Closet

- Both knobs/levers always unlocked



F40/F76 – Bed & Bath

- Push-button locking
- Can be opened from outside with small circular tool



F170 – Non-turning

- Turning inside knob/lever releases button
- Non-turning trim for one side of door
- Used for door pull or as matching inactive trim

Keyed Locks



F51A/F81 – Keyed Entry

- Keyed entry function unlocks when door is opened from the inside, allowing you to leave quickly, conveniently and re-enter easily
- Locked by inserting key and rotating cylinder from outside, or manually rotating interior turn-button after exit



F80/F86 – Storeroom Lock

- Outside knob/lever fixed. Entrance by key only.
- Inside knob/lever always unlocked

PRODUCT IDENTIFICATION

F	51A	F	PLY	619	CAM	RH	16-086	10-027	KA4
Lock Series	Product	UL Fire Rated (V - VisPack) (GC - Graphic Cover)	Style	Finish Code	Decorative Trim	Hand	Latch	Strike	Keying

LATCHES & STRIKES

Keyed Latches - Dead Latches

16-086 - Dual Option (Round, Drive-in) **STANDARD**

16-207 - Square Corner

16-211 - Triple Option (Round, Square, Drive-in)

16-203 - UL Listed Square Corner with Firecup

16-204 - UL Listed Round Corner with Firecup

16-126 - 5" Backset, Square Corner

Non Keyed - Spring Latches

16-080 - Dual Option (Round, Drive-in) **STANDARD**

16-200 - Square Corner

16-210 - Triple Option (Round, Square, Drive-in)

16-203 - UL Listed Square Corner with Firecup

16-204 - UL Listed Round Corner with Firecup

16-126 - 5" Backset, Square Corner

Strikes

10-027 - Round Corner Full Lip **STANDARD**

10-001 - Square Corner T Strike

10-026 - Square Corner Full Lip

10-058 - Circular - Adjustable

10-063 - Dual Strikes (Round & Square Full Lip)

10-025 - ANSI Square Corner

KNOBS F SERIES

STANDARD FEATURES / CONFIGURATIONS

F-Series Knobs/Decorative Trim*

	Description
Certification:	ANSI/BHMA A156.2-2017 Commercial Grade 2 ANSI/BHMA A156.39-2015 Residential Grade AAA Available UL Listed for 3-hour fire door
Latch:	1" x 2 1/4", 1/4" radius corner faceplate, 7/8" housing diameter, 1/2" throw, circular drive-in included, universal latch
Strike:	1 5/8" x 2 1/4" radius corner, full lip, no box
Backset:	Dual backset latches, fits either 2 3/8" or 2 3/4" backsets
Cylinder:	5-Pin, C keyway, keyed alike (KA4)
Door Range:	1 3/8" - 1 3/4"
Keys:	Two per lock, 5-pin, C section

* Locks are furnished with standard features unless otherwise specified. To order locks with non-standard features specify non-standard feature desired.

FINISH CODES & DESCRIPTIONS

505	605	608	609	618	619	620	621	622	625	626	716
Lifetime Bright Brass	Bright Brass (US3)	Satin Brass	Antique Brass (US5)	Polished Nickel	Satin Nickel (US15)	Antique Pewter (US15A)	Distressed Nickel	Matte Black (US19)	Bright Chrome (US26)	Satin Chrome (US26D)	Aged Bronze

Non-standard finishes are not available.
Full-color swatch examples available on inside Knobs tab.

PACKAGING & CARTON SPECS

	INDIVIDUAL CARTON				SHIPPER						
	CARTON WEIGHT	HEIGHT	WIDTH	DEPTH	QTY. SHIPPER	CARTON WEIGHT	CU. FT.	HEIGHT	WIDTH	DEPTH	
Knobs											
F10	1.55	3.06 in.	4.37 in.	8.14 in.	20	31.00	1.520	9.0 in.	15.6 in.	18.8 in.	
F40	1.55	3.06 in.	4.37 in.	8.14 in.	20	31.00	1.520	9.0 in.	15.6 in.	18.8 in.	
F51A	1.55	3.06 in.	4.37 in.	8.14 in.	20	31.00	1.520	9.0 in.	15.6 in.	18.8 in.	
F80	1.55	3.06 in.	4.37 in.	8.14 in.	20	31.00	1.520	9.0 in.	15.6 in.	18.8 in.	
F170	0.45	2.77 in.	3.60 in.	3.88 in.	20	9.00	0.575	4.8 in.	14.5 in.	15.0 in.	
Decorative Collections Knobs											
All Knobs*	1.55	3.25 in.	6.00 in.	7.00 in.	8	15.00	1.090	8.13 in.	12.63 in.	18.4 in.	
F170	1.20	2.86 in.	4.38 in.	5.66 in.	20	25.00	1.000	6.5 in.	15.3 in.	18.3 in.	

For Vis Pack carton specs, see page 136

* AND and COL Decorative knobs use same cartons as the Standard Knobs in first table above.

AVAILABLE STYLES



Andover
(AND)



Bell
(BEL)



Bowery
(BWE)



Georgian
(GEO)



Orbit
(ORB)



Plymouth
(PLY)



Siena
(SIE)

KNOBS F SERIES



Andover
(AND)



(AND) Andover

FINISHES

Function	Packaging	605	505	608	609	618	619	620	621	622	625	626	716
F10 Hall & Closet	Box	\$42	\$44	•	\$44	•	\$44	\$44	•	•	\$44	\$44	\$44
F40 Bed & Bath	Box	46	•	•	48	•	48	48	•	•	48	48	48
F51A Keyed Entry	Box	66	70	•	70	•	70	70	•	•	70	70	70
F80 Storeroom	Box	77	81	•	81	•	81	81	•	•	81	81	81
F170 Non-turning	Box	22	•	•	23	•	23	23	•	•	23	23	23



Bell
(BEL)

(BEL) Bell

FINISHES

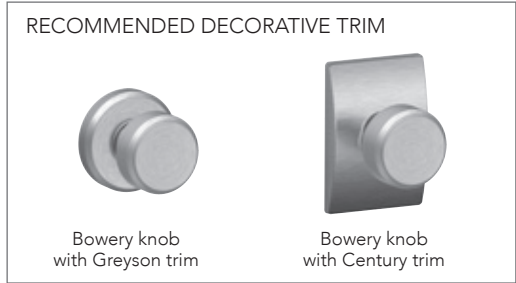
Function	Packaging	605	505	608	609	618	619	620	621	622	625	626	716
F10 Hall & Closet	Box/Vis	\$32	\$34	•	\$34	•	•	•	•	•	•	\$34	•
F40 Bed & Bath	Box/Vis	35	•	•	37	•	•	•	•	•	•	37	•
F51A Keyed Entry	Box/Vis	56	60	•	60	•	•	•	•	•	•	60	•
F80 Storeroom	Box	66	70	•	70	•	•	•	•	•	•	70	•
F170 Non-turning	Box/Vis	16	•	•	18	•	•	•	•	•	•	18	•

List Price Adders:

- Visual Package Options (highlighted) - add \$6 to list price
- Decorative Trim Option - See chart on page Knobs-12
- Triple Option Latch - add \$2 to list price; Box Pack Only
- UL Latch - add \$6 to list price (F10, F51A, F80 Functions Box Pack Only)
- Split Finish - add \$7.00 to list price; Box Pack Only



Bowery (BWE)




(BWE) Bowery

			FINISHES											
Function		Packaging	605	505	608	609	618	619	620	621	622	625	626	716
F10	Hall & Closet	Box/Vis	•	•	•	•	\$44	\$44	•	•	\$44	\$44	\$44	\$44
F40	Bed & Bath	Box/Vis	•	•	•	•	48	48	•	•	48	48	48	48
F51A	Keyed Entry	Box/Vis	•	•	•	•	70	70	•	•	70	70	70	70
F80	Storeroom	Box	•	•	•	•	81	81	•	•	81	81	81	81
F170	Non-turning	Box/Vis	•	•	•	•	23	23	•	•	23	23	23	23



Georgian (GEO)



(GEO) Georgian

			FINISHES											
Function		Packaging	605	505	608	609	618	619	620	621	622	625	626	716
F10	Hall & Closet	Box/Vis	\$32	\$34	\$34	\$34	•	\$34	\$34	\$34	\$34	\$34	•	\$34
F40	Bed & Bath	Box/Vis	35	•	37	37	•	37	37	37	37	37	•	37
F51A	Keyed Entry	Box/Vis	56	60	60	60	•	60	60	60	60	60	•	60
F80	Storeroom	Box	66	70	70	70	•	70	70	70	70	70	•	70
F170	Non-turning	Box/Vis	16	•	18	18	•	18	18	18	18	18	•	18

List Price Adders:

- Visual Package Options (highlighted) - add \$6 to list price
- Decorative Trim Option - See chart on page Knobs-12
- Triple Option Latch - add \$2 to list price; Box Pack Only
- UL Latch - add \$6 to list price (F10, F51A, F80 Functions Box Pack Only)
- Split Finish - add \$7.00 to list price; Box Pack Only

Stand out *effortlessly.*

Schlage's Decorative Collections offer thousands of additional design and finish combinations. **See page 72 for details.**

KNOBS F SERIES

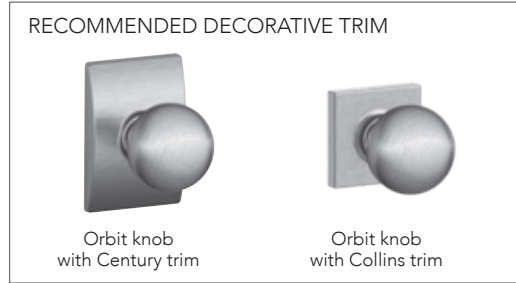


Orbit
(ORB)

(ORB) Orbit

			FINISHES												
Function		Packaging	605	505	608	609	618	619	620	621	622	625	626	716	
F10	Hall & Closet	Box	\$42	\$44	•	•	•	\$44	•	•	•	\$44	\$44	•	
F40	Bed & Bath	Box	46	•	•	•	•	48	•	•	•	48	48	•	
F51A	Keyed Entry	Box	66	70	•	•	•	70	•	•	•	70	70	•	
F80	Storeroom	Box	77	81	•	•	•	81	•	•	•	81	81	•	
F170	Non-turning	Box	22	•	•	•	•	23	•	•	•	23	23	•	

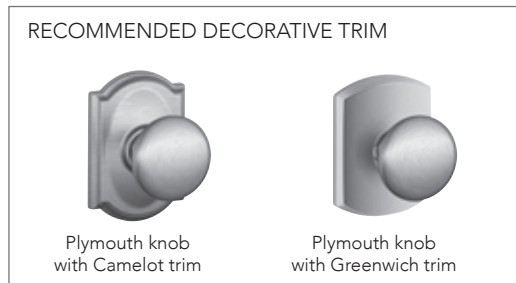
Note: 1) Orbit F10, F40, F51A and F80 in 626 Finish are available as CSV - add \$12 to list price
 2) CSV - Contractor Series VisPack (Includes Light Commercial packaging and comes standard with UL fire rated latches.)



Plymouth
(PLY)

(PLY) Plymouth

			FINISHES												
Function		Packaging	605	505	608	609	618	619	620	621	622	625	626	716	
F10	Hall & Closet	Box/Vis	\$32	\$34	•	\$34	•	\$34	\$34	•	\$34	\$34	\$34	\$34	
F40	Bed & Bath	Box/Vis	35	•	•	37	•	37	37	•	37	37	37	37	
F51A	Keyed Entry	Box/Vis	56	60	•	60	•	60	60	•	60	60	60	60	
F80	Storeroom	Box	66	70	•	70	•	70	70	•	70	70	70	70	
F170	Non-turning	Box/Vis	16	•	•	18	•	18	18	•	18	18	18	18	

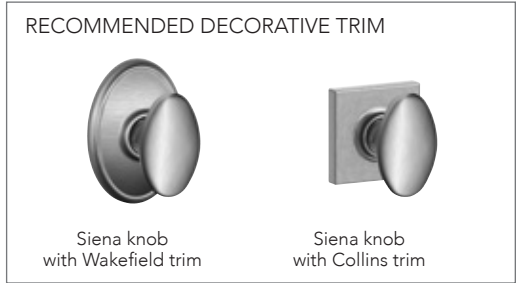


List Price Adders:

- Visual Package Options (highlighted) - add \$6 to list price
- Decorative Trim Option - See chart on page Knobs-12
- Triple Option Latch - add \$2 to list price; Box Pack Only
- UL Latch - add \$6 to list price (F10, F51A, F80 Functions Box Pack Only)
- Split Finish - add \$7.00 to list price; Box Pack Only



Siena
(SIE)



(SIE) Siena

FINISHES

Function	Packaging	605	505	608	609	618	619	620	621	622	625	626	716
F10 Hall & Closet	Box/Vis	\$43	\$53	•	\$53	•	\$53	\$53	•	\$53	\$53	\$53	\$53
F40 Bed & Bath	Box/Vis	47	•	•	56	•	56	56	•	56	56	56	56
F51A Keyed Entry	Box/Vis	65	73	•	73	•	73	73	•	73	73	73	73
F80 Storeroom	Box	75	84	•	84	•	84	84	•	84	84	84	84
F170 Non-turning	Box/Vis	23	•	•	27	•	27	27	•	27	27	27	27

Note: Siena 626, 605, and 505 knobs available while supplies last

List Price Adders:

- Visual Package Options (highlighted) - add \$6 to list price
- Decorative Trim Option - See chart on page Knobs-12
- Triple Option Latch - add \$2 to list price; Box Pack Only
- UL Latch - add \$6 to list price (F10, F51A, F80 Functions Box Pack Only)
- Split Finish - add \$7.00 to list price; Box Pack Only

Stand out *effortlessly.*

Schlage's Decorative Collections offer thousands of additional design and finish combinations.
See page 72 for details.


Decorative collection is only available with F Series

Stand out **effortlessly.**


Schlage's Decorative Collections make it easy to match our strength to your style. With more than 1,000 customized design and finish options in all, your decor will be limited by only your imagination.



Pair a knob or lever with our inspired decorative trim options to bring your vision to life.*



* LOCKS SHIP COMPLETE WITH TRIM ATTACHED



Follow these steps for pricing decorative combinations:

1. Locate the price of the standard knob or lever from the Knobs/Levers section.
2. Use the chart below to find the list price adder for the matching Decorative Collection upgrade.
3. Add the prices together for the total cost of the new combinations.

*Decorative trim are staked on the lock chassis for strength and durability and can only be ordered as a complete lock product.

FINISHES AVAILABLE

Decorative trim finish	605	505	608	609	618	619	620	621	622	625	626	716
Addison (ADD)	\$17	•	•	\$17	•	\$17	\$17	\$17	\$17	\$17	\$17	\$17
Andover (AND)*	17	17	•	17	•	17	17	•	17	17	17	17
Brookshire (BRK)	17	17	•	17	•	17	•	•	17	•	•	17
Camelot (CAM)	17	17	17	17	•	17	17	•	17	17	•	17
Century (CEN)	•	•	•	•	17	17	•	•	17	17	17	17
Collins (COL)	•	•	17	•	•	17	•	•	17	17	•	17
Greenwich (GRW)	•	•	•	•	17	17	•	•	17	17	17	17
Greyson (GSN)*	•	•	•	•	17	17	•	•	17	17	17	17
Upland (ULD)**	•	•	•	•	•	17	•	•	•	•	•	•
Wakefield (WKF)	•	•	•	•	17	17	17	•	17	17	17	17



EXAMPLE 1: To price a Siena passage knob with an Addison trim in Antique Pewter
Take the price listed in the price book for the F10 SIE 620 and add the additional charge from the chart above

\$53 (F10 SIE 620)
+ \$17 (Addison Decorative Trim 620)
\$70 Total cost
(F10 SIE 620 ADD)

When ordering a decorative collection product, specify the trim at the end of the product code
Example: F40 ACC 716 **CAM** or F170 LAT 625 **CEN**


NOTE: The deco trim cost for an F170 is 50% of the cost listed on this chart
AND and GSN deco trim are not available for PLY or GEO styles


*Greyson and Andover are not available in B60 or F59 functions
*Greyson and Andover feature concealed screws and are not available with the BEL , GEO, PLY, and ORB knobs.
** ULD unavailable in B60 function. ULD F59 features COL deadbolt.


**To order
latches and strikes
see page 126-127**

J Series Knobs
AVAILABLE FUNCTIONS


Non-keyed Locks


 J10
J75


 J40
J76


 J170

Keyed Locks


 J51
J82

ANSI/BHMA A156.2-2011 Commercial Grade 3

Non-keyed Locks

J10/F75 - Hall & Closet

- Both knobs always unlocked

J40/F77 - Bed & Bath

- Turn-button locking. Can be opened from outside by turning outside turn mechanism
- From interior, turning inside turn-button releases inside knob

J170 - Non-turning

- Inactive trim for one side of door
- Used for door pull or as matching inactive trim

Keyed Locks

J54/F82 - Keyed Entry

- Unlocked by key from outside when outer knob is locked by turn-button in inside knob
- Inside knob is locked and unlocked by turn-button

PRODUCT IDENTIFICATION

J	54	F	BYR	619	16-255	10-101	KA4
Lock Series	Product	UL Fire Rated	Design	Finish Code	Latch	Strike	Keying

LATCHES & STRIKES

Keyed Latches - Dead Latches

- 16-255** -Triple Option (Round, Square, Drive-in) - **STANDARD**
- 16-061** -UL Listed, Square Corner

Strikes

- 10-101** -Round Corner Full Lip - **STANDARD**

Non Keyed - Spring Latches

- 16-254** -Dual Option (Round, Drive-in) - **STANDARD**
- 16-070** -Triple Option Spring Latch for handlesets

KNOBS J SERIES

STANDARD FEATURES / CONFIGURATIONS

J Series Knobs	
	Description
Certification:	ANSI/BHMA A156.2-2011 Commercial Grade 3
Latch:	Dual Option: 1" x 2 1/4", 1/4" round faceplate and drive-in Triple Option: 1" x 2 1/4", square corner and 1/4" round faceplate, drive-in latch (J54)
Strike:	1 5/8" x 2 1/4", radius corner, full lip, no box
Backset:	Adjustable for 2 3/8" or 2 3/4"
Cylinder:	5-pin, C keyway, keyed alike (KA4)
Door Range:	1 3/8" - 1 3/4"
Keys:	Two brass cut keys per lock, 5-pin, C section

FINISH CODES & DESCRIPTIONS

605	609	619	620	622	625	626	630	716
Bright Brass (US3)	Antique Brass (US5)	Satin Nickel (US15)	Antique Pewter (US15A)	Matte Black (US19)	Bright Chrome (US26)	Satin Chrome (US26D)	Satin Stainless Steel (US32D)	Aged Bronze

*Non-standard finishes are not available
Full-color swatch examples available on inside Levers tab

PACKAGING & CARTON SPECS

	INDIVIDUAL CARTON				SHIPPER						
	CARTON WEIGHT	HEIGHT	WIDTH	DEPTH	QTY. SHIPPER	CARTON WEIGHT	CU. FT.	HEIGHT	WIDTH	DEPTH	
Knobs											
J10	1.04	2.76 in.	3.23 in.	6.77 in.	24	24.86	1.175	15.0 in.	10.9 in.	12.4 in.	
J40	1.04	2.76 in.	3.23 in.	6.77 in.	24	24.86	1.175	15.0 in.	10.9 in.	12.4 in.	
J54	1.04	2.76 in.	3.23 in.	6.77 in.	24	24.86	1.175	15.0 in.	10.9 in.	12.4 in.	
J170	0.34	3.03 in.	2.60 in.	2.68 in.	50	16.94	0.923	7.6 in.	14.4 in.	14.6 in.	
J10F	1.04	2.76 in.	3.23 in.	6.77 in.	24	24.86	1.175	15.0 in.	10.9 in.	12.4 in.	
J54F	1.04	2.76 in.	3.23 in.	6.77 in.	24	24.86	1.175	15.0 in.	10.9 in.	12.4 in.	

For Vis Pack carton specs, see page 136



J10
Byron (BYR)

(BYR) Byron

			FINISHES								
Function		Packaging	605	609	619	620	622	625	626	630	716
J10	Hall & Closet	Box/Vis	\$27	\$31	•	•	•	•	•	\$27	•
J40	Bed & Bath	Box/Vis	31	\$35	•	•	•	•	•	31	•
J54	Keyed Entry	Box/Vis	40	\$44	•	•	•	•	•	40	•
J170	Non-turning	Box/Vis	14	\$18	•	•	•	•	•	14	•



J10
Corona (CNA)

(CNA) Corona

			FINISHES								
Function		Packaging	605	609	619	620	622	625	626	630	716
J10	Hall & Closet	Box/Vis	\$27	\$27	\$27	\$27	•	\$27	•	\$27	\$27
J40	Bed & Bath	Box/Vis	31	31	31	31	•	31	•	31	31
J54	Keyed Entry	Box/Vis	40	40	40	40	•	40	•	40	40
J170	Non-turning	Box/Vis	14	14	14	14	•	14	•	14	14



J10
Dublin (DUB)

(DUB) Dublin

			FINISHES								
Function		Packaging	605	609	619	620	622	625	626	630	716
J10	Hall & Closet	Box	•	•	\$27	•	•	•	•	•	\$27
J40	Bed & Bath	Box	•	•	31	•	•	•	•	•	31
J54	Keyed Entry	Box	•	•	40	•	•	•	•	•	40
J170	Non-turning	Box	•	•	14	•	•	•	•	•	14

List Price Adders:

Visual Package Options (highlighted) - add \$4 to list price
 Visual Package ONLY (highlighted) - \$4 adder already included in price
 UL Latch - add \$6 to list price (J10F, J54F)

NOTE:

1) J10 and J40 standard latch is Dual Option (Round, Drive-in)
 2) J54 standard latch is Triple Option (Round, Square, Drive-in)

KNOBS J SERIES



J10
Stratus (STR)

(STR) Stratus

FINISHES

Function			Packaging		605	609	619	620	622	625	626	630	716
J10	Hall & Closet	Box/Vis	\$27	\$31	\$27	•	\$27	\$27	•	\$27		\$27	\$27
J40	Bed & Bath	Box/Vis	31	35	31	•	31	31	•	31		31	31
J54	Keyed Entry	Box/Vis	40	44	40	•	40	40	•	40		40	40
J170	Non-turning	Box/Vis	14	18	14	•	14	14	•	14		14	14

List Price Adders:

Visual Package Options (highlighted) - add \$3 to list price

Visual Package ONLY (highlighted) - \$3 adder already included in price

UL Latch - add \$6 to list price (J10F, J54F)


NOTE:

1) J10 and J40 standard latch is Dual Option (Round, Drive-in)


2) J54 standard latch is Triple Option (Round, Square, Drive-in)

B Series	87
B Series Decorative Collection	91
J Series	93


B Series Deadbolts
AVAILABLE FUNCTIONS




Schlage
ANSI




B60
E2152



B62
E2142



B80
E2192



B81

ANSI/BHMA A156.36-2016 Commercial Grade 1
ANSI/BHMA A156.40-2015 Residential Grade AAA
 B80 and B81 are not graded

B60 / E2152 - Single Cylinder Deadbolt Lock

- Deadbolt thrown or retracted by key from outside or by inside turn unit
- Bolt automatically deadlocks when fully thrown

B62 / E2142 - Double Cylinder Deadbolt Lock*

- Deadbolt thrown or retracted by key from either side
- Bolt automatically deadlocks when fully thrown

B80 / E2192 - One-Sided Deadbolt

- Deadbolt thrown or retracted from interior side only
- No exterior plate or exposed trim
- Non-graded

B81 - One-sided Deadbolt with Exterior Plate

- Deadbolt thrown or retracted from interior side only
- Exterior plate covers exposed prep on outside
- Non-graded

***Caution.** Double cylinder locks on residences and any door in any structure which is used for egress are a life safety hazard in times of emergency and their use is not recommended. Installation should be in accordance with existing codes only.

Note: Double cylinder locks are not available as UL Listed

PRODUCT IDENTIFICATION

B	60	F	CAM	619	12-321	10-116	KA4
Lock Series	Product	UL Fire Rated (V - VisPack) (GC - Graphic Cover)	Decorative Trim	Finish Code	Latch	Strike	Keying

LATCHES & STRIKES

- Latches**
- 12-321** -Dual Option (Round, Drive-in) - **STANDARD**
 - 12-288** -Square Corner
 - 12-287** -Triple Option (Round, Square, Drive-in)
 - 12-294** -UL Listed Square Corner with Firecup
 - 12-397** -UL Listed Round Corner with Firecup
 - 12-355** - Tapered Deadbolt Triple Option (Round, Square, Drive-in)

- Strikes**
- 10-116** -Round Corner Integrated Strike and Reinforcer- **STANDARD**
 - 10-092** -Round Corner Full Lip Strike
 - 10-147** -Square Corner Integrated Strike and Reinforcer

DEADBOLT B SERIES

STANDARD FEATURES / CONFIGURATIONS

B-Series Deadbolts/Decorative Trim*

Grade 1 / AAA deadbolt standard features / configurations

B80 and B81 are not graded

Models:	B60, B62, B80, B81
Certification:	ANSI/BHMA A156.36-2016 Commercial Grade 1 ANSI/BHMA A156.40-2015 Residential Grade AAA Available UL Listed for 3-hour fire door (B60, B80 and B81 only)
Deadbolt:	1" x 2 1/4", radius corner, 1" housing diameter, 1" throw, latch number 12-321
Strike:	1 1/8" x 2 3/4", 1/4" radius corner, strike number 10-116
Backset:	Adjustable for 2 3/8" or 2 3/4"
Cylinder:	Standard N: 5-pin, keyed 5-pin, C keyway, keyed alike (KA4) Optional N6: 5-pin, keyed 5-pin, C keyway, keyed alike (KA4) Optional N6-5: 6-pin, keyed 5-Pin, C keyway, keyed alike (KA4)
Door Range:	Standard 1 3/8" - 1 3/4", Optional door thickness available up to 2.1/4" for B60.
Keys:	Two keys per lock, 5-pin, keyed 5-pin, C section
Reinforcement:	Integrated strike and reinforcer with 3" screws

Locks are furnished with standard features unless otherwise specified. To order locks with non-standard features, specify non-standard feature desired.

FINISH CODES & DESCRIPTIONS

505	605	608	609	618	619	620	621	622	625	626	716
Lifetime Bright Brass	Bright Brass (US3)	Satin Brass	Antique Brass (US5)	Polished Nickel	Satin Nickel (US15)	Antique Pewter (US15A)	Distressed Nickel	Matte Black (US19)	Bright Chrome (US26)	Satin Chrome (US26D)	Aged Bronze

Non-standard finishes are not available.
Full-color swatch examples available on inside Deadbolts tab.

PACKAGING & CARTON SPECS

	INDIVIDUAL CARTON				SHIPPER						
	CARTON WEIGHT	HEIGHT	WIDTH	DEPTH	QTY. SHIPPER	CARTON WEIGHT	CU. FT.	HEIGHT	WIDTH	DEPTH	
Deadbolts											
B60	1.60	2.86 in.	4.38 in.	5.66 in.	20	33.50	1.047	6.5 in.	15.3 in.	18.3 in.	
B62	1.60	2.86 in.	4.38 in.	5.66 in.	20	33.50	1.047	6.5 in.	15.3 in.	18.3 in.	
B80	1.08	2.86 in.	4.38 in.	5.66 in.	12	17.00	0.630	6.5 in.	15.3 in.	18.3 in.	
B81	1.08	2.86 in.	4.38 in.	5.66 in.	12	17.00	0.630	6.5 in.	15.3 in.	18.3 in.	

Decorative Collections Deadbolts

	2.10	3.06 in.	4.37 in.	8.14 in.	20	42.10	1.520	9.0 in.	15.6 in.	18.8 in.
--	------	----------	----------	----------	----	-------	-------	---------	----------	----------

For Vis Pack carton specs, see page 136



B60



B62



**B Series
Deadbolts**

FINISHES

Function	Packaging	605	505	530	608	609	618	619	620	621	622	625	626	716
B60 Single Cylinder	Box/Vis	\$60	\$66	\$66	\$66	\$66	\$66	\$66	\$66	\$66	\$66	\$66	\$66	\$66
B62 Double Cylinder	Box/Vis	87	93	•	93	93	93	93	93	93	93	93	93	93
B80 One-sided	Box	40	•	•	47	47	47	47	47	47	47	47	47	47
B81 One-sided w trim	Box	42	50	•	50	50	50	50	50	50	50	50	50	50
B60R6 Single Cylinder Interchgb. Core-6 Pin	Box	•	172	•	•	•	•	170	•	•	•	•	170	172



List Price Adders:

- Visual Package Options (highlighted) - add \$6 to list price
- Decorative Trim Option - See chart on page 91 (available only with B60)
- Triple Option Latch - add \$2 to list price; Box Pack Only
- UL Latch - add \$6 to list price (B60, B80, B81 Functions Box Pack Only)
- B62 NOT AVAILABLE WITH UL LATCH**
- Split Finish - add \$7.00 to highest list price; Box Pack Only

Stand out *effortlessly.*

Schlage's Decorative Collections offer thousands of additional design and finish combinations. **See page 89 for details.**

DEADBOLT B SERIES



B Series Deadbolt Combo Packs


Function	Packaging	FINISHES												
		605	505	608	609	618	619	620	621	622	625	626	716	
Single Cylinder Deadbolt & Lever														
FB50V (SAC) Sacramento	Vis	•	•	•	•	•	\$134	•	•	•	•	•	•	134
FB50V (ACC) Accent	Vis	159	•	•	170	•	170	•	•	•	•	•	•	170
FB50V (AVA) Avanti	Vis	159	•	•	170	•	170	•	•	•	•	•	•	170
FB50V (BIR) Birmingham	Vis	•	•	•	•	•	•	•	•	•	•	•	•	170
FB50V (FLA) Flair	Vis	159	•	•	170	•	170	•	•	•	•	•	•	170
FB50V (LAT) Latitude	Vis	•	•	•	•	•	170	•	•	170	•	•	•	•
Single Cylinder Deadbolt & Knob														
FB50V (BEL) Bell	Vis	\$116	•	•	•	•	•	•	•	•	•	•	127	•
FB50V (GEO) Georgian	Vis	116	•	•	127	•	127	•	•	•	•	•	•	127
FB50V (PLY) Plymouth	Vis	116	•	•	127	•	127	•	•	•	•	•	•	•
FB50V (BWE) Bowery	Vis	•	•	•	•	•	138	•	•	•	•	•	•	138
FB50V (SIE) Siena	Vis	133	•	•	144	•	144	•	•	•	•	•	•	•
Double Cylinder Deadbolt & Knob														
FB52V (BEL) Bell	Vis	\$138	•	•	•	•	•	•	•	•	•	•	•	•
FB52V (PLY) Plymouth	Vis	138	•	•	•	•	•	•	•	•	•	•	•	•

Stand out *effortlessly*.


Schlage's Decorative Collections make it easy to match our strength to your style. With more than 1,000 customized design and finish options in all, your decor will be limited by only your imagination.



Pair a deadbolt with our inspired decorative trim options to bring your vision to life.*



* LOCKS SHIP COMPLETE WITH TRIM ATTACHED



Follow these steps for pricing decorative combinations:

1. Locate the list price of the deadbolt in the Deadbolt section.
2. Use the chart below to find the list price adder for the matching Decorative Collection upgrade.
3. Add the list prices together for the total list price of the new combination.
4. Photos shown are representative of the design only.

FINISHES AVAILABLE

Decorative trim finish	605	505	608	609	618	619	620	621	622	625	626	716
Addison (ADD)	•	•	•	\$17	•	\$17	•	\$17	\$17	\$17	•	\$17
Brookshire (BRK)	•	•	•	17	•	17	•	•	•	•	•	17
Camelot (CAM)	17	17	17	17	•	17	17	•	17	17	•	17
Century (CEN)	•	•	•	•	17	17	•	•	17	17	17	17
Collins (COL)	•	•	17	•	17	17	•	•	17	17	17	17
Dalton (DLT)	•	•	•	•	•	17	•	•	17	•	•	•
Grandville (GDV)	•	•	•	•	•	17	•	•	•	•	•	17
Greene (GEE)	•	•	•	•	•	17	•	•	17	•	•	•
Greenwich (GRW)	•	•	•	•	17	17	•	•	17	17	17	17
Indy (IND)	•	•	•	•	•	17	•	•	17	17	•	17
Plymouth (PLY)	•	•	•	•	•	•	•	•	17	•	•	•
Wakefield (WKF)	•	•	•	•	17	17	•	•	•	17	•	17



EXAMPLE 1: To Price a B60 CAM 619 12-321 10-116

Take the list price of a B60 619 12-321 10-116 at \$66.00 and add the Camelot Decorative Trim Adder of \$17.00 for a total list price of \$83.00

\$66 (B60 619 12-321 10-116)
 + \$17 (Camelot Decorative Trim 619)
\$83 Total cost
 (B60 CAM 619 12-321 10-116)

When ordering a decorative collection product, specify the trim after the function code

Example: B60 **CAM** 619 or B60 **ADD** 716

Only available in B60 function


Split finish - add \$7.00 to highest list price; Box pack only

DEADBOLT B SERIES


Notes

To order latches and strikes see page 126-127


J Series Deadbolts
AVAILABLE FUNCTIONS



JD60



JD80



JD81

ANSI/BHMA A156.36-2010 Commercial Grade 3

JD60 - Single Cylinder Deadbolt Lock

- Deadbolt thrown or retracted by key from outside or by inside turn unit
- Bolt automatically deadlocks when fully thrown

JD80 - One Sided Deadbolt

- Deadbolt thrown or retracted from interior side only

JD81 - One-sided Deadbolt Lock with

- Exterior Plate
- Deadbolt thrown or retracted from interior side only

*** Caution:** Double cylinder locks on residences and any door in any structure which is used for egress are a life safety hazard in times of emergency and their use is not recommended. Installation should be in accordance with existing codes only.

PRODUCT IDENTIFICATION

JD	60	F	605	16-068	10-103	KA4
Lock Series	Product	Suffix/Package	Finish Code	Latch	Strike	Keying

LATCHES & STRIKES

Latches

16-068 - Triple Option (Round, Drive-in) - **STANDARD**

Strikes

10-267 - One Radius Deadbolt Full Lip Strike (10-102) & One Radius Deadbolt Strike (10-103) - **STANDARD**

10-099 - Square Strike Plate & Strike Frame Reinforcer

DEADBOLT J SERIES

STANDARD FEATURES / CONFIGURATIONS

J Series Deadbolts	
	Description
Certification:	ANSI/BHMA A156.36-2010 Commercial Grade 3
Deadbolt Latch:	Dual Option: 1" x 2 1/4", 1/4" round faceplate, drive-in latch, 1" housing diameter, 1" throw
Strike:	1" x 2 1/4" round corner and radius corner, full lip
Backset:	Adjustable for 2 3/8" or 2 3/4"
Cylinder:	5-pin, C keyway, keyed alike (KA4)
Door Range:	1 3/8" - 1 3/4"
Keys:	Two brass cut keys per lock, 5-pin, C section

FINISH CODES & DESCRIPTIONS

605	609	619	620	622	625	626	630	716
Bright Brass (US3)	Antique Brass (US5)	Satin Nickel (US15)	Antique Pewter (US15A)	Matte Black (US19)	Bright Chrome (US26)	Satin Chrome (US26D)	Satin Stainless Steel (US32D)	Aged Bronze

*Non-standard finishes are not available
Full-color swatch examples available on inside Deadbolts tab

PACKAGING & CARTON SPECS


	INDIVIDUAL CARTON				SHIPPER					
	CARTON WEIGHT	HEIGHT	WIDTH	DEPTH	QTY. SHIPPER	CARTON WEIGHT	CU. FT.	HEIGHT	WIDTH	DEPTH
Levers										
JD60	1.49	3.15 in.	3.74 in.	3.74 in.	24	35.86	0.886	8.9 in.	12.4 in.	13.8 in.
JD80	1.05	2.80 in.	3.11 in.	3.31 in.	24	25.30	0.595	8.0 in.	10.4 in.	12.3 in.
JD81	1.05	2.80 in.	3.11 in.	3.31 in.	24	25.30	0.595	8.0 in.	10.4 in.	12.3 in.
JD60F	1.49	3.15 in.	3.74 in.	3.74 in.	24	35.86	0.886	8.9 in.	12.4 in.	13.8 in.

For Vis Pack carton specs, see page 136

DEADBOLT J SERIES



JD60



JD80



JD81

J Series Deadbolts

Function	Packaging	FINISHES								
		605	609	619	620	622	625	626	630	716
JD60 Single Cylinder Deadbolt	Box	\$36	\$36	\$36	\$36	\$36	\$36	\$36	\$36	\$36
JD80 One-Sided Cylinder Deadbolt	Box	32	32	32	•	•	•	•	32	32
JD81 One-Sided Deadbolt with trim	Box	32	32	32	•	•	•	•	32	•
JD60F Single Cylinder UL Version	Box	42	42	42	42	42	42	42	42	42
JD60 Single Cylinder Deadbolt	Vis	\$40	\$40	\$40	•	•	•	•	\$40	\$40
JD62 Double Cylinder Deadbolt	Vis	50	50	50	•	•	•	•	50	50

NOTE:

1) standard latch is Dual Option (Round, Drive-in)

List Price Adders:

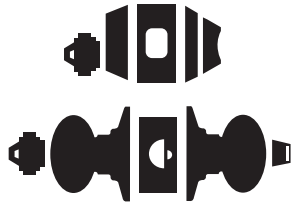
UL Latch - add \$6 to list price (JD60, JD80 Functions Box Pack Only))

JD62 NOT AVAILABLE WITH UL LATCH

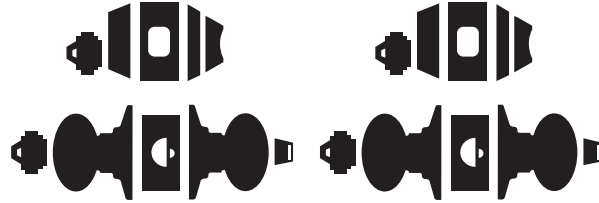
DEADBOLT J SERIES

Security Sets

J Series Security Sets AVAILABLE FUNCTIONS



JC60V



JCT60V

ANSI/BHMA A156.36-2010 Commercial Grade 3

ANSI/BHMA A156.2, 2011, Grade 3

- J Series Entrance Locks

JC60V - Single Cylinder Deadbolt Lock

- Deadbolt thrown or retracted by key from outside or by inside turn unit
- Bolt automatically deadlocks when fully thrown

JCT60V - Twin Pack

- 2 single cylinder deadbolts and 2 keyed entry knobs all keyed alike

*** Caution:** Double cylinder locks on residences and any door in any structure which is used for egress are a life safety hazard in times of emergency and their use is not recommended. Installation should be in accordance with existing codes only.

PRODUCT IDENTIFICATION

JC	60	V	605			KA4
Lock Series	Product	Vis Package	Finish Code	Latch	Strike	Keying

FINISH CODES & DESCRIPTIONS

605	609	619	630	716
Bright Brass (US3)	Antique Brass (US5)	Satin Nickel (US15)	Satin Stainless Steel (US32D)	Aged Bronze

*Non-standard finishes are not available
Full-color swatch examples available on inside Deadbolts tab

SECURITY SETS

Function	Pkg.	Style/Design	605	609	619	620	622	625	626	630	716
Twin Security Sets - 2 Knobs + 2 Deadbolts - Keyed Alike											
JCT60V	Vis Only	(BYR) Byron Knob Twin Security Set	\$157	\$157	•	•	•	•	•	•	•
JCT60V	Vis Only	(CNA) Corona Knob Twin Security Set	157	157	•	•	•	•	•	157	•
Security Sets - Knob + Deadbolt - Keyed 1 Side											
JC60V	Vis Only	(STR) Stratus Knob Security Set	\$80	\$80	\$80	•	•	•	•	\$80	\$80
JC60V	Vis Only	(BYR) Byron Knob Security Set	80	80	•	•	•	•	•	80	•
JC60V	Vis Only	(CNA) Corona Knob Security Set	80	80	80	•	•	•	•	80	80
Security Sets - Lever + Deadbolt											
JC60V	Vis Only	(DOV) Dover Lever Security Set	\$102	\$102	•	•	•	•	•	\$102	•
JC60V	Vis Only	(LAS) LaSalle Lever Security Set	102	102	102	•	•	•	•	•	•
JC60V	Vis Only	(SEV) Seville Lever Security Set	102	102	102	•	•	•	•	•	102
JC60V	Vis Only	(TOR) Torino Lever Security Set	102	102	102	•	•	•	•	•	102
JC60V	Vis Only	(SOL) Solstice Lever Security Set	•	•	103	•	•	•	•	•	103

DEADBOLT J SERIES

Notes

HARDWARE & ACCESSORIES

Builder's Hardware	99
Barn Door Hardware	100
Hinges	101
Door Stops	102
Pocket Door Hardware	103
Mail Slots, Viewers & Door Knockers	104
Classic House Numbers	105
Push, Pull & Kick Plates	107
Hooks & Handrail Brackets	108
Window Hardware, Flush Pulls	110
Parts	111
Latch & Strike Quick Reference Guide	111
Latches	112
Strikes	115
Cylinders	117
Thick Door Installation Kits	
Miscellaneous Parts,	
Discontinued Lock Parts	119
Key & Cylinder Stamping	
Residential Master & Construction Keying .	121
Construction Core Program	123

FINISH CODES & DESCRIPTIONS

28	32D	605/3	609/5	619	620	716
Satin Aluminum	Satin Stainless Steel	Bright Brass (US3)	Antique Brass (US5)	Satin Nickel (US15)	Antique Pewter (US15A)	Aged Bronze

Full-color swatch examples available on inside Hardware & Accessories tab.

HARDWARE & ACCESSORIES

Barndoor Hardware



J Strap



Top Mount

J STRAP

Description	Finish	Track Length	SKU	Price
SD10-6.6 619 JSTP N N SL, SATIN NICKEL J STRAP	619	6FT 6IN	043156002634	\$283.00
SD10-6.6 622 JSTP N N SL, BLACK J STRAP	622	6FT 6IN	043156002641	179.00
SD10-6.6 630 JSTP N N SL, STAINLESS STEEL J STRAP	630	6FT 6IN	043156002658	357.00
SD10-6.6 716 JSTP N N SL, AGED BRONZE J STRAP	716	6FT 6IN	043156002672	276.00
SD10-8.0 619 JSTP N N SL, SATIN NICKEL J STRAP	619	8FT	043156002832	291.00
SD10-8.0 622 JSTP N N SL, BLACK J STRAP	622	8FT	043156002849	184.00
SD10-8.0 630 JSTP N N SL, STAINLESS STEEL J STRAP	630	8FT	043156002856	365.00
SD10-8.0 716 JSTP N N SL, AGED BRONZE J STRAP	716	8FT	043156002870	273.00

TOP MOUNT

Description	Finish	Track Length	SKU	Price
SD10-6.6 619 TMNT N N SL, SATIN NICKEL TOP MOUNT	619	6FT 6IN	043156002788	\$283.00
SD10-6.6 622 TMNT N N SL, BLACK TOP MOUNT	622	6FT 6IN	043156002795	179.00
SD10-6.6 630 TMNT N N SL, STAINLESS STEEL TOP MOUNT	630	6FT 6IN	043156002801	357.00
SD10-6.6 716 TMNT N N SL, AGED BRONZE TOP MOUNT	716	6FT 6IN	043156002825	276.00
SD10-8.0 619 TMNT N N SL, SATIN NICKEL TOP MOUNT	619	8FT	043156002986	291.00
SD10-8.0 622 TMNT N N SL, BLACK TOP MOUNT	622	8FT	043156002993	184.00
SD10-8.0 630 TMNT N N SL, STAINLESS STEEL TOP MOUNT	630	8FT	043156003006	365.00
SD10-8.0 716 TMNT N N SL, AGED BRONZE TOP MOUNT	716	8FT	043156003020	273.00

TRACK ADAPTER

Description	Finish	SKU	Price
SD10 619 ADPTR N N SL, SATIN NICKEL TRACK ADAPTER	619	043156003051	\$14.80
SD10 622 ADPTR N N SL, BLACK TRACK ADAPTER	622	043156003068	12.80
SD10 630 ADPTR N N SL, STAINLESS STEEL TRACK ADAPTER	630	043156003075	15.50
SD10 716 ADPTR N N SL, AGED BRONZE TRACK ADAPTER	716	043156003099	14.80

Door Hinges

HARDWARE & ACCESSORIES

- 5 hinge styles with 6 finishes for each.
- These hinges are all steel and feature a removable pin.
- These hinges come in box pack with 3 hinges per pack.
- Customers who previously purchased 605 Bright Brass and 609 Antique Brass should now purchase 608 Satin Brass.
- Customers who previously purchased 620 Antique Pewter should now purchase 530 Black Stainless.



1010
3.5" Hinge,
Square Corner



1011
3.5" Hinge,
5/8" Radius Corner



1012
3.5" Hinge,
1/4" Radius Corner



1020
4" Hinge,
Square Corner



1021
4" Hinge,
5/8" Radius Corner

HINGES

UPC	Part No./Description	Model	Pkg. Type	Master Case Qty	Price per 3 Pack
194555079465	S3P1010F-RP-530 (3.5" HINGE SQ, Black Stainless, 3 PK)	1010F	3 Pack	20	\$23.50
194555079472	S3P1010F-RP-608 (3.5" HINGE SQ, Satin Brass, 3 PK)	1010F	3 Pack	20	23.50
194555079489	S3P1010F-RP-619 (3.5" HINGE SQ, Satin Nickel, 3 PK)	1010F	3 Pack	20	23.50
194555079496	S3P1010F-RP-622 (3.5" HINGE SQ, Matte Black, 3 PK)	1010F	3 Pack	20	23.50
194555079502	S3P1010F-RP-625 (3.5" HINGE SQ, Bright Chrome, 3 PK)	1010F	3 Pack	20	23.50
194555079519	S3P1010F-RP-716 (3.5" HINGE SQ, Aged Bronze, 3 PK)	1010F	3 Pack	20	23.50
194555079526	S3P1011F-RP-530 (3.5" HINGE 5/8" RAD, Black Stainless, 3 PK)	1011F	3 Pack	20	\$23.50
194555079533	S3P1011F-RP-608 (3.5" HINGE 5/8" RAD, Satin Brass, 3 PK)	1011F	3 Pack	20	23.50
194555079540	S3P1011F-RP-619 (3.5" HINGE 5/8" RAD, Satin Nickel, 3 PK)	1011F	3 Pack	20	23.50
194555079557	S3P1011F-RP-622 (3.5" HINGE 5/8" RAD, Matte Black, 3 PK)	1011F	3 Pack	20	23.50
194555079564	S3P1011F-RP-625 (3.5" HINGE 5/8" RAD, Bright Chrome, 3 PK)	1011F	3 Pack	20	23.50
194555079571	S3P1011F-RP-716 (3.5" HINGE 5/8" RAD, Aged Bronze, 3 PK)	1011F	3 Pack	20	23.50
194555079588	S3P1012F-RP-530 (3.5" HINGE 1/4" RAD, Black Stainless, 3 PK)	1012F	3 Pack	20	\$23.50
194555079595	S3P1012F-RP-608 (3.5" HINGE 1/4" RAD, Satin Brass, 3 PK)	1012F	3 Pack	20	23.50
194555079601	S3P1012F-RP-619 (3.5" HINGE 1/4" RAD, Satin Nickel, 3 PK)	1012F	3 Pack	20	23.50
194555079618	S3P1012F-RP-622 (3.5" HINGE 1/4" RAD, Matte Black, 3 PK)	1012F	3 Pack	20	23.50
194555079625	S3P1012F-RP-625 (3.5" HINGE 1/4" RAD, Bright Chrome, 3 PK)	1012F	3 Pack	20	23.50
194555079632	S3P1012F-RP-716 (3.5" HINGE 1/4" RAD, Aged Bronze, 3 PK)	1012F	3 Pack	20	23.50
194555079649	S3P1020F-RP-530 (4" HINGE SQ, Black Stainless, 3 PK)	1020F	3 Pack	18	\$25.20
194555079656	S3P1020F-RP-608 (4" HINGE SQ, Satin Brass, 3 PK)	1020F	3 Pack	18	25.20
194555079687	S3P1020F-RP-619 (4" HINGE SQ, Satin Nickel, 3 PK)	1020F	3 Pack	18	25.20
194555079694	S3P1020F-RP-622 (4" HINGE SQ, Matte Black, 3 PK)	1020F	3 Pack	18	25.20
194555079700	S3P1020F-RP-625 (4" HINGE SQ, Bright Chrome, 3 PK)	1020F	3 Pack	18	25.20
194555079717	S3P1020F-RP-716 (4" HINGE SQ, Aged Bronze, 3 PK)	1020F	3 Pack	18	25.20
194555079724	S3P1021F-RP-530 (4" HINGE 5/8" RAD, Black Stainless, 3 PK)	1021F	3 Pack	18	\$25.20
194555079731	S3P1021F-RP-608 (4" HINGE 5/8" RAD, Satin Brass, 3 PK)	1021F	3 Pack	18	25.20
194555079748	S3P1021F-RP-619 (4" HINGE 5/8" RAD, Satin Nickel, 3 PK)	1021F	3 Pack	18	25.20
194555079755	S3P1021F-RP-622 (4" HINGE 5/8" RAD, Matte Black, 3 PK)	1021F	3 Pack	18	25.20
194555079762	S3P1021F-RP-625 (4" HINGE 5/8" RAD, Bright Chrome, 3 PK)	1021F	3 Pack	18	25.20
194555079779	S3P1021F-RP-716 (4" HINGE 5/8" RAD, Aged Bronze, 3 PK)	1021F	3 Pack	18	25.20

HARDWARE & ACCESSORIES

Door Stops



Hinge Pin Door Stop
Model 70



Convex Wall Stop
Model 407



Floor Door Stop
Model 436

DOOR STOPS

UPC	Part No./Description	Finish	Substrate	Case Qty.	Pkg. Type	Price
044074681413	SPS70B 605 N N (HINGE PIN DOOR STOP, BRIGHT BRASS)	605	BRASS	15	SLIM PACK	\$11.20
044074681444	SPS70B 619 N N (HINGE PIN DOOR STOP, SATIN NICKEL)	619	BRASS	15	SLIM PACK	13.90
044074681451	SPS70B 620 N N (HINGE PIN DOOR STOP, ANTIQUE PEWTER)	620	BRASS	15	SLIM PACK	13.90
044074681437	SPS70B 716 N N (HINGE PIN DOOR STOP, AGED BRONZE)	716	BRASS	15	SLIM PACK	13.90
044074680836	SC70B 605 N N (HINGE PIN DOOR STOP, BRIGHT BRASS)	605	BRASS	5	CARDED	11.20
044074680867	SC70B 619 N N (HINGE PIN DOOR STOP, SATIN NICKEL)	619	BRASS	5	CARDED	13.90
44074680874	SC70B 620 N N (HINGE PIN DOOR STOP, ANTIQUE PEWTER)	620	BRASS	5	CARDED	13.90
044074680850	SC70B 716 N N (HINGE PIN DOOR STOP, AGED BRONZE)	716	BRASS	5	CARDED	13.90
044074681468	SPS407B* 605 N N (WALL DOOR STOP- CONVEX, BRIGHT BRASS)	605	BRASS	15	SLIM PACK	4.00
044074681970	SPS436B 605 N N (FLOOR DOOR STOP, BRIGHT BRASS)	605	BRASS	15	SLIM PACK	6.40
044074682007	SPS436B 619 N N (FLOOR DOOR STOP, SATIN NICKEL)	619	BRASS	15	SLIM PACK	6.80
044074681994	SPS436B 716 N N (FLOOR DOOR STOP, AGED BRONZE)	716	BRASS	15	SLIM PACK	6.80

*While supplies last



Solid Door Stop
Model 61

SOLID DOOR STOPS

UPC	Part No./Description	Finish	Substrate	Case Qty.	Pkg. Type	Price
044074681369	SPS61MB 605 N N (SOLID DOOR STOP, BRIGHT BRASS)	605	BRASS	20	SLIM PACK	\$11.70
044074681376	SPS61MB 609 N N (SOLID DOOR STOP, ANTIQUE BRASS)	609	BRASS	20	SLIM PACK	11.70
044074681390	SPS61MB 619 N N (SOLID DOOR STOP, SATIN NICKEL)	619	BRASS	20	SLIM PACK	15.90
044074681406	SPS61MB 620 N N (SOLID DOOR STOP, ANTIQUE PEWTER)	620	BRASS	20	SLIM PACK	15.90
044074681383	SPS61MB 716 N N (SOLID DOOR STOP, AGED BRONZE)	716	BRASS	20	SLIM PACK	15.90
044074680782	SC61MB 605 N N (SOLID DOOR STOP, BRIGHT BRASS)	605	BRASS	20	CARDED	11.70
044074680799	SC61MB 609 N N (SOLID DOOR STOP, ANTIQUE BRASS)	609	BRASS	20	CARDED	11.70
044074680812	SC61MB 619 N N (SOLID DOOR STOP, SATIN NICKEL)	619	BRASS	20	CARDED	15.90
044074680805	SC61MB 716 N N (SOLID DOOR STOP, AGED BRONZE)	716	BRASS	20	CARDED	15.90

Pocket Door Hardware



Pocket Door Lock
Passage - Model 990



Pocket Door Lock
Privacy - Model 991

POCKET DOOR LOCKS

UPC	Part No./Description	Finish	Substrate	Case Qty.	Pkg. Type	Price
044074681260	SC990B 605 N N (SLIDING DOOR PULL, BRIGHT BRASS)	605	BRASS	5	CARDED	\$9.50
044074681277	SC990B 609 N N (SLIDING DOOR PULL, ANTIQUE BRASS)	609	BRASS	5	CARDED	11.30
044074681291	SC990B 619 N N (SLIDING DOOR PULL, SATIN NICKEL)	619	BRASS	5	CARDED	11.30
044074681307	SC990B 620 N N (SLIDING DOOR PULL, ANTIQUE PEWTER)	620	BRASS	5	CARDED	11.30
044074681284	SC990B 716 N N (SLIDING DOOR PULL, AGED BRONZE)	716	BRASS	5	CARDED	11.30
044074681314	SC991B 605 N N (SLIDING DOOR LOCK, BRIGHT BRASS)	605	BRASS	5	CARDED	15.70
044074681321	SC991B 609 N N (SLIDING DOOR LOCK, ANTIQUE BRASS)	609	BRASS	5	CARDED	17.30
044074681338	SC991B 716 N N (SLIDING DOOR LOCK, AGED BRONZE)	716	BRASS	5	CARDED	17.30
044074681345	SC991B 619 N N (SLIDING DOOR LOCK, SATIN NICKEL)	619	BRASS	5	CARDED	17.30
044074681352	SC991B 620 N N (SLIDING DOOR LOCK, ANTIQUE PEWTER)	620	BRASS	5	CARDED	17.30

HARDWARE & ACCESSORIES

Mail Slots, Viewers & Door Knockers



Mail Slot - Model 620

MAIL SLOTS

UPC	Part No./Description	Finish	Substrate	Case Qty.	Pkg. Type	Price
044074008333	C620PA 28 2 X 11 N N (MAIL SLOT, SATIN ALUMINUM)	628	ALUMINUM	2	CARDED	\$45.00
044074678642	SC620B 3 2 x 11 N N (MAIL SLOT, BRIGHT BRASS)	605	BRASS	2	CARDED	74.30
044074678659	SC620B 619 2 x 11N N (MAIL SLOT, SATIN NICKEL)	619	BRASS	2	CARDED	91.30
044074681239	SC620B 716 2 x 11N N (MAIL SLOT, AGED BRONZE)	716	BRASS	2	CARDED	91.30



190° Viewer



120° Viewer

Viewers

UPC	Part No./Description	Model	Substrate	Case Qty.	Pkg. Type	Price
044074678536	SPS698P 619 (190 DEGREE VIEWER, SATIN NICKEL)	698	BRASS	10	SLIM PACK	\$20.40
044074678550	SC700P* B 605 N N (120 DEGREE VIEWER, BRIGHT BRASS)(1 3/8 - 2 1/16")	700	BRASS	5	CARDED	7.70

*While supplies last



3107 Door Knocker



3125 Door Knocker

DOOR KNOCKERS

UPC	Part No./Description	Finish	Substrate	Case Qty.	Pkg. Type	Price
044074678475	SC2 3107 605 N N (DOOR KNOCKER, BRIGHT BRASS)	605	BRASS	2	CARDED	\$47.20
044074680461	SC2 3107 619 N N (DOOR KNOCKER, SATIN NICKEL)	619	BRASS	2	CARDED	58.30
044074678499	SC2 3125 605 N N (DOOR KNOCKER, BRIGHT BRASS)	605	BRASS	5	CARDED	26.20
044074680768	SC2 3125 609 N N (DOOR KNOCKER, ANTIQUE BRASS)	609	BRASS	5	CARDED	31.40
044074678505	SC2 3125 619 N N (DOOR KNOCKER, SATIN NICKEL)	619	BRASS	5	CARDED	31.40
044074680478	SC2 3125 716 N N (DOOR KNOCKER, AGED BRONZE)	716	BRASS	5	CARDED	31.40

Classic House Numbers



4" Classic House Numbers

4" CLASSIC HOUSE NUMBERS

UPC	Part No./Description	Model	Substrate	Case Qty.	Pkg. Type	Price
044074678666	SC2 3006 605 N N (4" CLASSIC HOUSE NUMBER 0, BRIGHT BRASS)	3006	BRASS	5	CARDED	\$7.90
044074678772	SC2 3006 619 N N (4" CLASSIC HOUSE NUMBER 0, SATIN NICKEL)	3006	BRASS	5	CARDED	10.30
044074680485	SC2-3006 716 N N (4" CLASSIC HOUSE NUMBER 0, AGED BRONZE)	3006	BRASS	5	CARDED	10.30
044074678673	SC2 3016 605 N N (4" CLASSIC HOUSE NUMBER 1, BRIGHT BRASS)	3016	BRASS	5	CARDED	7.90
044074678789	SC2 3016 619 N N (4" CLASSIC HOUSE NUMBER 1, SATIN NICKEL)	3016	BRASS	5	CARDED	10.30
044074680492	SC2 3016 716 N N (4" CLASSIC HOUSE NUMBER 1. AGED BRONZE)	3016	BRASS	5	CARDED	10.30
044074678697	SC2 3026 605 N N (4" CLASSIC HOUSE NUMBER 2, BRIGHT BRASS)	3026	BRASS	5	CARDED	7.90
044074678796	SC2 3026 619 N N (4" CLASSIC HOUSE NUMBER 2, SATIN NICKEL)	3026	BRASS	5	CARDED	10.30
044074680508	SC2 3026 716 N N (4" CLASSIC HOUSE NUMBER 2, AGED BRONZE)	3026	BRASS	5	CARDED	10.30
044074678703	SC2 3036 605 N N (4" CLASSIC HOUSE NUMBER 3, BRIGHT BRASS)	3036	BRASS	5	CARDED	7.90
044074678802	SC2 3036 619 N N (4" CLASSIC HOUSE NUMBER 3, SATIN NICKEL)	3036	BRASS	5	CARDED	10.30
044074680515	SC2 3036 716 N N (4" CLASSIC HOUSE NUMBER 3, AGED BRONZE)	3036	BRASS	5	CARDED	10.30
044074678710	SC2 3046 605 N N (4" CLASSIC HOUSE NUMBER 4, BRIGHT BRASS)	3046	BRASS	5	CARDED	7.90
044074678819	SC2 3046 619 N N (4" CLASSIC HOUSE NUMBER 4, SATIN NICKEL)	3046	BRASS	5	CARDED	10.30
044074680522	SC2 3046 716 N N (4" CLASSIC HOUSE NUMBER 4, AGED BRONZE)	3046	BRASS	5	CARDED	10.30

HARDWARE & ACCESSORIES



4" Classic House Numbers

4" CLASSIC HOUSE NUMBERS

UPC	Part No./Description	Model	Substrate	Case Qty.	Pkg. Type	Price
044074678727	SC2 3056 605 N N (4" CLASSIC HOUSE NUMBER 5, BRIGHT BRASS)	3056	BRASS	5	CARDED	\$7.90
044074678826	SC2 3056 619 N N (4" CLASSIC HOUSE NUMBER 5, SATIN NICKEL)	3056	BRASS	5	CARDED	10.30
044074680539	SC2 3056 716 N N (4" CLASSIC HOUSE NUMBER 5, AGED BRONZE)	3056	BRASS	5	CARDED	10.30
044074678734	SC2 3066 605 N N (4" CLASSIC HOUSE NUMBER 6, BRIGHT BRASS)	3066	BRASS	5	CARDED	7.90
044074678833	SC2 3066 619 N N (4" CLASSIC HOUSE NUMBER 6, SATIN NICKEL)	3066	BRASS	5	CARDED	10.30
044074680546	SC2 3066 716 N N (4" CLASSIC HOUSE NUMBER 6, AGED BRONZE)	3066	BRASS	5	CARDED	10.30
044074678741	SC2 3076 605 N N (4" CLASSIC HOUSE NUMBER 7, BRIGHT BRASS)	3076	BRASS	5	CARDED	7.90
044074678840	SC2 3076 619 N N (4" CLASSIC HOUSE NUMBER 7, SATIN NICKEL)	3076	BRASS	5	CARDED	10.30
044074680553	SC2 3076 716 N N (4" CLASSIC HOUSE NUMBER 7, AGED BRONZE)	3076	BRASS	5	CARDED	10.30
044074678758	SC2 3086 605 N N (4" CLASSIC HOUSE NUMBER 8, BRIGHT BRASS)	3086	BRASS	5	CARDED	7.90
044074678857	SC2 3086 619 N N (4" CLASSIC HOUSE NUMBER 8, SATIN NICKEL)	3086	BRASS	5	CARDED	10.30
044074680560	SC2 3086 716 N N (4" CLASSIC HOUSE NUMBER 8, AGED BRONZE)	3086	BRASS	5	CARDED	10.30
044074678765	SC2 3096 605 N N (4" CLASSIC HOUSE NUMBER 9, BRIGHT BRASS)	3096	BRASS	5	CARDED	7.90
044074678864	SC2 3096 619 N N (4" CLASSIC HOUSE NUMBER 9, SATIN NICKEL)	3096	BRASS	5	CARDED	10.30
044074680577	SC2 3096 716 N N (4" CLASSIC HOUSE NUMBER 9, AGED BRONZE)	3096	BRASS	5	CARDED	10.30


Push, Pull & Kick Plates



Door Pull
Model 8112



Push Plate
Model 8200



Pull Plate
Models 8302 & 8311

PUSH AND PULL PLATES

UPC	Part No./Description	Finish	Substrate	Case Qty.	Pkg. Type	Price
044074008371	C8112 5PA 28 N N (DOOR PULL, SATIN ALUMINUM)	628	ALUMINUM	2	CARDED	\$24.10
044074008395	C8200PA 28 3X12 N N (PUSH PLATE, SATIN ALUMINUM)	628	ALUMINUM	5	CARDED	9.20
044074008418	C8200PA 28 3.5X15 N N (PUSH PLATE, SATIN ALUMINUM)	628	ALUMINUM	5	CARDED	9.50
044074679014	SC8200B 3 3.5X15 N N (PUSH PLATE, BRIGHT BRASS)	605	BRASS	5	CARDED	21.80
044074008425	CGC8200S32D 3.5X15 N N (PUSH PLATE, STAINLESS STEEL)	630	STAINLESS	5	CARDED	15.70
044074008432	C8302 6PA 28 3.5X15G N N (PULL PLATE, SATIN ALUMINUM)	628	ALUMINUM	2	CARDED	35.00
044074008456	C8311 5PA 28 3.5X15G N N (PULL PLATE, SATIN ALUMINUM)	628	ALUMINUM	5	CARDED	38.00
044074589498	CGC8311-5B26D 3.5X15 (PULL PLATE, SATIN CHROME)	626	BRASS	5	CARDED	73.30
044074681253	SC8311 5B 3 3.5X15G N N (PULL PLATE, BRIGHT BRASS)	605	BRASS	5	CARDED	66.40



Kick Plate
Model 8400

KICKPLATES

UPC	Part No./Description	Finish	Substrate	Case Qty.	Pkg. Type	Price
044074006940	C8400B 3 6X30 N N (KICKPLATE, BRIGHT BRASS)	605	BRASS	5	CARDED	\$51.90
044074681185	SC8400B 619 6X30 N N (KICKPLATE, SATIN NICKEL)	619	BRASS	5	CARDED	55.00
044074681178	SC8400B 716 6X30 N N (KICKPLATE, AGED BRONZE)	716	BRASS	5	CARDED	55.00
044074678567	SC8400PA 3 6X30 N N (KICKPLATE, BRIGHT BRASS)	605	ALUMINUM	5	CARDED	33.60
044074008623	C8400PA 28 6X30 N N (KICKPLATE, SATIN ALUMINUM)	628	ALUMINUM	5	CARDED	23.00
044074051087	C8400B 3 6X34 N N (KICKPLATE, BRIGHT BRASS)	605	BRASS	5	CARDED	55.00
044074678574	SC8400PA 3 6X34 N N (KICKPLATE, BRIGHT BRASS)	605	ALUMINUM	5	CARDED	35.10
044074051063	C8400PA 28 6X34 N N (KICKPLATE, SATIN ALUMINUM)	628	ALUMINUM	5	CARDED	24.50
044074589337	CGC8400S 32D 8X34 N N (KICKPLATE, STAINLESS STEEL)	630	STAINLESS	5	CARDED	34.40
044074678581	SC8400B 3 8X34 N N (KICKPLATE, BRIGHT BRASS)	605	BRASS	5	CARDED	61.10
044074678628	SC8400PA 3 8X34 N N (KICKPLATE, BRIGHT BRASS)	605	ALUMINUM	5	CARDED	42.70
044074678598	SC8400PA 619 8X34 N N (KICKPLATE, SATIN NICKEL)	619	ALUMINUM	5	CARDED	43.00
044074678611	SC8400PA 28 8X34 N N (KICKPLATE, SATIN ALUMINUM)	628	ALUMINUM	5	CARDED	30.60
044074682038	SC8400PA 716 8X34 N N (KICKPLATE, AGED BRONZE)	716	ALUMINUM	5	CARDED	42.00

HARDWARE & ACCESSORIES

Hooks



Coat & Hat Hook
Model 571



Wardrobe Hook - Single
Model 581



Wardrobe Hook - Double
Model 582

COAT, HAT & WARDROBE HOOKS

UPC	Part No./Description	Finish	Substrate	Case Qty.	Pkg. Type	Price
044074681611	SPS571MB 605 N N (COAT & HAT CEILING HOOKS, BRIGHT BRASS)	605	BRASS	25	SLIM PACK	\$8.20
044074681628	SPS571MB 609 N N (COAT & HAT CEILING HOOKS, ANTIQUE BRASS)	609	BRASS	25	SLIM PACK	10.40
044074681642	SPS571MB 619 N N (COAT & HAT CEILING HOOKS, SATIN NICKEL)	619	BRASS	25	SLIM PACK	10.40
044074681659	SPS571MB 620 N N (COAT & HAT CEILING HOOKS, ANTIQUE PEWTER)	620	BRASS	25	SLIM PACK	10.40
044074681635	SPS571MB 716 N N (COAT & HAT CEILING HOOKS, AGED BRONZE)	716	BRASS	25	SLIM PACK	10.40
044074681666	SPS581MB 605 N N (WARDROBE HOOK, BRIGHT BRASS)	605	BRASS	25	SLIM PACK	5.70
044074681673	SPS581MB 609 N N (WARDROBE HOOK, ANTIQUE BRASS)	609	BRASS	25	SLIM PACK	7.00
044074681703	SPS581MB 619 N N (WARDROBE HOOK, SATIN NICKEL)	619	BRASS	25	SLIM PACK	7.00
044074681710	SPS581MB 620 N N (WARDROBE HOOK, ANTIQUE PEWTER)	620	BRASS	25	SLIM PACK	7.00
044074681680	SPS581MB 716 N N (WARDROBE HOOK, AGED BRONZE)	716	BRASS	25	SLIM PACK	7.00
044074681727	SPS582MB 605 N N (WARDROBE HOOK, BRIGHT BRASS)	605	BRASS	25	SLIM PACK	7.20
044074681734	SPS582MB 609 N N (WARDROBE HOOK, ANTIQUE BRASS)	609	BRASS	25	SLIM PACK	9.00
044074681741	SPS582MB 619 N N (WARDROBE HOOK, SATIN NICKEL)	619	BRASS	25	SLIM PACK	9.00
044074681758	SPS582MB 620 N N (WARDROBE HOOK, ANTIQUE PEWTER)	620	BRASS	25	SLIM PACK	9.00
044074681963	SPS582MB 716 N N (WARDROBE HOOK, AGED BRONZE)	716	BRASS	25	SLIM PACK	9.00

Handrail Brackets



Handrail Bracket
Model 059

HANDRAIL BRACKETS

UPC	Part No./Description	Finish	Substrate	Case Qty.	Pkg. Type	Price
044074681567	SPS059B 605 N N (HANDRAIL BRACKETS, BRIGHT BRASS)	605	BRASS	10	SLIM PACK	\$19.30
044074681598	SPS059B 619 N N (HANDRAIL BRACKETS, SATIN NICKEL)	619	BRASS	10	SLIM PACK	22.10
044074681604	SPS059B 620 N N (HANDRAIL BRACKETS, ANTIQUE PEWTER)	620	BRASS	10	SLIM PACK	22.10
044074681581	SPS059B 716 N N (HANDRAIL BRACKETS, AGED BRONZE)	716	BRASS	10	SLIM PACK	22.10
044074680904	SC059B 716 N N (HANDRAIL BRACKET, AGED BRONZE)	716	BRASS	5	CARDED	22.10

HARDWARE & ACCESSORIES

Window Hardware, Flush Pulls



Window Lock - Model 07



Bar Window Lift - Model 026

WINDOW HARDWARE

UPC	Part No./Description	Finish	Substrate	Case Qty.	Pkg. Type	Price
044074681765	SPS07MB 605 N N (WINDOW LOCKS, BRIGHT BRASS)	605	BRASS	20	SLIM PACK	\$19.40
044074681772	SPS07MB 609 N N (WINDOW LOCKS, ANTIQUE BRASS)	609	BRASS	20	SLIM PACK	19.40
044074681796	SPS07MB 619 N N (WINDOW LOCKS, SATIN NICKEL)	619	BRASS	20	SLIM PACK	19.40
044074681802	SPS07MB 620 N N (WINDOW LOCKS, ANTIQUE PEWTER)	620	BRASS	20	SLIM PACK	19.40
044074681789	SPS07MB 716 N N (WINDOW LOCKS, AGED BRONZE)	716	BRASS	20	SLIM PACK	19.40
044074681819	SPS026MB 605 N N (WINDOW LIFTS, BRIGHT BRASS)	605	BRASS	20	SLIM PACK	8.20
044074681826	SPS026MB 609 N N (WINDOW LIFTS, ANTIQUE BRASS)	609	BRASS	20	SLIM PACK	9.80
044074681840	SPS026MB 619 N N (WINDOW LIFTS, SATIN NICKEL)	619	BRASS	20	SLIM PACK	9.80
044074681857	SPS026MB 620 N N (WINDOW LIFTS, ANTIQUE PEWTER)	620	BRASS	20	SLIM PACK	9.80
044074681833	SPS026MB 716 N N (WINDOW LIFTS, AGED BRONZE)	716	BRASS	20	SLIM PACK	9.80



Flush Pull - Model 221

FLUSH PULLS

UPC	Part No./Description	Finish	Substrate	Case Qty.	Pkg. Type	Price
044074681512	SPS221B* 605 N N (DOOR PULL, BRIGHT BRASS)	605	BRASS	25	SLIM PACK	\$3.40
044074681529	SPS221B* 609 N N (DOOR PULL, ANTIQUE BRASS)	609	BRASS	25	SLIM PACK	4.40

*While supplies last

Latch & Strike Quick Reference Guide
Deadbolt & Latches

F Series Parts

LATCH & STRIKE QUICK REFERENCE GUIDE

LATCH REFERENCE GUIDE

Latches / Configuration	Deadbolt Latches				Spring Latches	
	B60/B62/B80/ B81	BE365 BE369NX BE375	F51/F80	FE575/FE595/ FE599NX/ FE695	F10/F40/FE285	FC21/FC285
Dual Option (Round, Drive-in) STANDARD	12-321	12-321	16-086	16-086	16-080	16-600
Square	12-288	12-288	16-207	16-207 (not FE599NX)	16-200	n/a
Triple Option	12-287	12-287	16-211	16-211	16-210	16-601
UL Square	12-294	12-294	16-203	n/a	n/a	16-620
UL Round	12-397	12-397	16-204	n/a	n/a	16-621
5"	12-349*	n/a	16-126	n/a	n/a	n/a

*Must be ordered separately

STRIKE REFERENCE GUIDE

Configuration	Handlesets	Deadbolt	Keyed	Passage/Privacy	Tapered Dedbolt
	F59/F60/F62	BE375/BE365/ BE369NX B60/B62/B80/ B81	FE595/FE575/ FE695/ FE599NX F51/F80	F10/F40/FE285/ FC21/FC285	BE469
Round Corner Full Lip	10-115	10-092	10-027	10-027	10-115
Round Corner		10-116			10-116
Square Corner Full Lip	n/a	10-094	10-026	10-026	10-094
Square Corner - T	n/a	n/a	10-001	10-001	n/a
Circular - Adjustable	n/a	n/a	10-058	10-058	n/a
Dual - Square & Round	10-269	n/a	10-063	10-063	n/a
ANSI Square	n/a	n/a	10-025	10-025	n/a
Dustbox (Black Plastic)	B520-283	B520-283	n/a	n/a	B520-283
Reinforcement Strike Plate	B502-914	B502-914	n/a	n/a	B502-914
3" Reinforcement Screws (2ea)	B502-873	B502-873	n/a	n/a	B502-873

LATCHES (does not include Multi-Family product)

Category	Part Product	Specify Number	Finish	Description	Price Sold Separately	Add To Lock Price
Electronics/ Connected & Light Commercial	BE489	12-351	x	Adjustable Latch Assy, Beveled, Triple Option, 20 Min Fire Rated	\$38.40	2.00
	BE469NX/ BE468/ BE479	12-342	x	Tapered Deadbolt Dual Option (Round, Drive-in) (Standard Configuration)	38.40	NC
		12-344	x	Tapered Deadbolt Triple Option (Round, Square, Drive-in)	38.40	2.00
	BE375/BE365/ BE369NX	12-321	x	1" x 2 1/4" Dual Option - Round Corner + Drive-in (Standard Configuration)	33.20	NC
		12-287	x	1" x 2 1/4" Triple Option - Round Corner + Square Corner + Drive-in	44.70	2.00
		12-288	x	1" x 2 1/4" Square Corner Faceplate	38.50	NC
		12-294	x	1" x 2 1/4" Square Corner Faceplate + Firecup (Standard Configuration-UL LISTED)	44.30	6.00
		12-397	x	1" x 2 1/4" Round Corner Faceplate + Firecup UL Listed	*	6.00
	FE595/FE575/ FE695/ FE599NX	16-086	x	1" x 2 1/4" Dual Option - Round Corner + Drive-in (Standard Configuration)	17.00	NC
		16-207	x	1" x 2 1/4" Square Corner Faceplate	15.30	NC
		16-211	x	1" x 2 1/4" Triple Option - Round Corner + Square Corner + Drive-in	19.10	2.00
	FE285	16-080	x	1" x 2 1/4" Dual Option - Round Corner + Drive-in (Standard Configuration)	15.00	NC
		16-200	x	1" x 2 1/4" Square Corner Faceplate	13.90	NC
		16-210	x	1" x 2 1/4" Triple Option -Round Corner + Square Corner + Drive-in	17.10	2.00


*Sold with complete UL lockset; not available for individual purchase



F Series Parts

LATCHES CONT. (does not include Multi-Family product)

Category	Product	Part Number	Specify Finish	Description	Price Sold Separately	Add To Lock Price
F Series Handlesets	F59/F60/F62	12-322	x	1" x 2 1/4" Dual Option - Round Corner (16-080) + Drive-in (12-321) (Standard Configuration)	\$48.50	NC
		12-353	x	1" x 2 1/4" Square Corner – UL (12-294 + 16-203) (Standard Configuration-UL Listed)	*	12.00
		12-326	x	1" x 2 1/4" Triple Option - Round Corner + Square Corner (16-210) + Drive-in (12-287)	56.30	2.00
		12-354	x	1" x 2 1/4" Round Corner UL (12-397 + 16-204)	*	12.00
F Series Knobs/Levers /Light Commercial	F10/F40 Levers/ Knobs	16-080	x	1" x 2 1/4" Dual Option - Round Corner + Drive-in (Standard Configuration)	15.00	NC
		16-203	x	1" x 2 1/4" Square Corner Faceplate + Firecup + 1 1/8" Adaptor – UL (Standard Configuration-UL LISTED)	*	6.00
		16-204	x	1" x 2 1/4" Radius Corner Faceplate + Firecup + 1 1/8" Adaptor – UL	*	6.00
		16-200	x	1" x 2 1/4" Square Corner Faceplate	13.90	NC
		16-210	x	1" x 2 1/4" Triple Option - Round Corner + Square Corner + Drive-in	17.10	2.00
		40-250	x	1" x 2 1/4" Triple Option - Round Corner + Square Corner + Drive-in VisPack ONLY (order in qts of 4)	20.60	N/A
FC Knobs/Levers	FC21/FC285	16-601	x	1" x 2 1/4" Triple Option - Round Corner + Square Corner + Drive-in	19.10	NC
		16-620	x	1" x 2 1/4" Square Corner Faceplate + Firecup - UL	*	6.00
		16-621	x	1" x 2 1/4" Round Corner Faceplate + Firecup - UL	*	6.00



*Sold with complete UL lockset; not available for individual purchase

LATCHES CONT. (does not include Multi-Family product)

Category	Product	Part Number	Specify Finish	Description	Price Sold Separately	Add To Lock Price
F Series Knobs/Levers / Light Commercial (cont.)	F51A/F80 Levers/Knobs	16-086	x	1" x 2 1/4" Dual Option - Round Corner + Drive-in (Standard Configuration)	\$17.00	NC
		16-203	x	1" x 2 1/4" Square Corner Faceplate + Firecup + 1 1/8" Adaptor - UL (Standard Configuration-UL LISTED)	*	6.00
		16-207	x	1" x 2 1/4" Square Corner Faceplate	15.30	NC
		16-211	x	1" x 2 1/4" Triple Option - Round Corner + Square Corner + Drive-in	19.10	2.00
		16-204	x	1" x 2 1/4" Radius Corner Faceplate + Firecup + 1 1/8" Adaptor - UL	*	6.00
		16-126	x	1" x 2 1/4" Square Corner Faceplate - 5" Backset	14.90	5.40
		40-251	x	1" x 2 1/4" Triple Option - Round Corner + Square Corner + Drive-in VisPack ONLY (order in qty's of 4)	20.60	N/A
B-Series	B60/B62/B80/B81	12-294	x	1" x 2 1/4" Square Corner Faceplate + Firecup n/a with B62 (Standard Configuration-UL LISTED)	*	6.00
		12-288	x	1" x 2 1/4" Square Corner Faceplate	38.50	NC
		12-287	x	1" x 2 1/4" Triple Option - Round Corner + Square Corner + Drive-in	44.70	2.00
		12-321	x	1" x 2 1/4" Dual Option-Round Option + Drive-In (Standard Configuration)	33.20	NC
		12-349	x	1" x 2 1/4" Square Corner Faceplate - 5" backset	67.40	N/A
		12-355	x	Tapered Deadbolt Triple Option	38.40	2.00
		12-397	x	1" x 2 1/4" Round Corner Faceplate + Firecup UL Listed n/a with B62	*	6.00

*Sold with complete UL lockset; not available for individual purchase

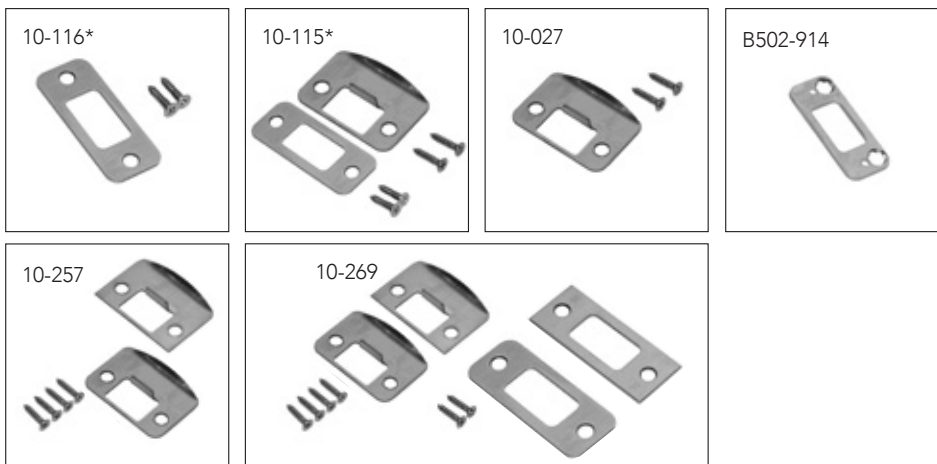


Strikes

F Series Parts

STRIKES (does not include Multi-Family product)

Category	Product	Part Number	Specify Finish	Description	Price Sold Separately	Add To Lock Price	
Electronics/Connected & Light Commercial	BE469NX/BE369NX/BE375/BE365/BE468/BE479/BE489	10-116	x	Round Corner Integrated Strike and Reinforcer 1 1/8" x 2 3/4" (Standard Configuration)	\$14.60	NC	
		10-115	x	Round Corner Full Lip Strike Set (10-027 + 10-116) (Round, Square, Drive-in) (Standard Configuration-Entry Sets)	18.20	NC	
		B502-914		Reinforcement Strike Plate	2.10	N/A	
		B502-873		3" Reinforcement Screws (2 ea.)	0.64	N/A	
		B520-886	x	3" Plated Reinforcement Screws (2 ea.)	0.64	NC	
	All strikes available for B60/B62/B80/B81						
		FE695/FE595/FE575/FE285/ FE599NX	10-027	x	10-027 Round Corner Full Lip Strike 1 5/8" x 2 1/4" (Standard Configuration)	8.10	NC
All strikes available for F10/F40/F51/F80 Levers/Knobs							
F Series Handlesets	F59/F60/F62	10-115	x	Round Corner Full Lip Strike Set (10-027 + 10-116) (Standard Configuration)	18.20	NC	
		10-257	x	Round Corner Full Lip (10-027 + 10-092)	16.00	NC	
		10-269	x	Round & Square Corner Strike Set (10-026 + 10-027 + 10-094 + 10-116)	25.10	NC	
		B502-914		Reinforcement Strike Plate	2.10	N/A	
		B502-873		3" Reinforcement Screws (2 ea.)	0.64	N/A	
		B520-886	x	3" Plated Reinforcement Screws (2 ea.)	0.64	NC	



* Picture represents what is provided when ordered with a lock. When purchasing accessories, the kit includes strike plate and screws only. Reinforcement strike plate and reinforcement screws need to be purchased separately.


HARDWARE & ACCESSORIES PARTS

F Series Parts

Strikes

STRIKES CONT. (does not include Multi-Family product)

Category	Product	Part Number	Specify Finish	Description	Price Sold Separately	Add To Lock Price
F Series Knobs/Levers/ Light Commercial	F10/F40/F51A/F80/ FC21 Levers/Knobs	10-027	x	10-027 Round Corner Full Lip Strike 1 5/8" x 2 1/4" (Standard Configuration)	\$8.10	NC
		10-026	x	Square Corner Full Lip Strike 1 5/8" x 2 1/4"	8.10	NC
		10-001	x	10-001* Square Corner T Strike 1 1/8" x 2 3/4" + Box	7.00	NC
		10-058	X	Circular - Adjustable 1 3/4" Diameter (605 and 626 finish only)	13.00	NC
		10-063	x	Dual Strikes (10-026 + 10-027) 1 5/8" x 2 1/4"	10.30	NC
		10-025	x	ANSI Square Corner T Strike 1 1/4" x 4 7/8"	16.80	5.40
B-Series Deadbolts/ Light Commercial	B60/ B62/B80/B81	10-116	x	Round Corner Integrated Strike and Reinforcer 1 1/8" x 2 3/4" (Standard Configuration)	14.60	NC
		10-147	x	Square Corner Integrated Strike and Reinforcer 1 1/8" x 2 3/4"	12.60	NC
		47465560	x	Round Corner Strike Plate (Old Style) 1 1/8" x 2 3/4"	14.60	NC
		10-094	x	Square Corner Strike Plate (Old Style) 1 1/8" x 2 3/4"	12.60	NC
		B502-914		Reinforcement Strike Plate	2.10	N/A
		B502-873		3" Reinforcement Screws (2 ea.)	0.64	N/A
		B520-283		Black Plastic Dustbox for Standard Strike 1 1/8" x 2 3/4"; 3" Reinforcement Screws (2 ea.)	2.10	NC
		B520-886	x	3" Plated Reinforcement Screws (2 ea.)	0.64	NC
		10-112		Metal Dust Box	13.00	N/A
		10-092		Full lip strike radius	8.40	NC



Cylinders

F Series Parts

CYLINDER PINS

Part Number	Description	Price
34-101*	Top Pin - #1	\$0.08
34-102*	Top Pin - #2	0.08
34-103*	Top Pin - #3	0.08
34-202*	Master Pin - #2	0.08
34-203*	Master Pin - #3	0.08
34-204*	Master Pin - #4	0.08
34-205*	Master Pin - #5	0.08
34-206*	Master Pin - #6	0.08
34-207*	Master Pin - #7	0.08
34-208*	Master Pin - #8	0.08
34-209*	Master Pin - #9	0.08
34-300*	Bottom Pin - #0	0.08
34-301*	Bottom Pin - #1	0.08
34-302*	Bottom Pin - #2	0.08
34-303*	Bottom Pin - #3	0.08
34-304*	Bottom Pin - #4	0.08
34-305*	Bottom Pin - #5	0.08
34-306*	Bottom Pin - #6	0.08
34-307*	Bottom Pin - #7	0.08
34-308*	Bottom Pin - #8	0.08
34-309*	Bottom Pin - #9	0.08

REKEY PARTS

Part Number	Description	Price
F506-451*	Top T Pin - Compressible F Series	\$0.12
F506-452*	Removable Top Cap - Compressible F Series	0.20
F506-453*	Top T Pin Spring- Compressible F Series	0.20
34-401	Construction Balls (Pack of 1000)	33.00
40-104	Key Gauge	16.30
M540-051	Follower Bar	3.60
M540-056	Cylinder Cap Removal Tool	63.40
40-132	Retail Metal ReKey Kit	261.00
40-133	Home Secure RCK ReKey Kit	449.00
40-229	Rekeying Training Kit	100.00

*Order in multiples of 100

HARDWARE & ACCESSORIES PARTS

F Series Parts

ASSEMBLY SCREW KITS (does not include Multi-Family product)

Category	Product	Part Number	Specify Finish	Description	Price	
Connected	BE489	BE489-108	x	Kit, Screws, BE489	\$5.20	
	BE469NX/468/479	24283962	x	Screw Kit, Mtg Screws & Wood Screws	5.00	
	BE369NX/BE375	B220-279	x	(2) B520-621 Finish Screws	10.40	
	BE365			(2) B600-100 Internal Screws		
Electronic/ Light Commercial	FE595/FE575	F206-450	x	Mtg Screw Kit	5.70	
	FE285	F206-450	x	Mtg Screw Kit	5.70	
		F506-828			(1) Thru Bolt	1.30
		F605-339			(1) Washer	0.58
B-Series Deadbolts/F Series Knobs & Levers/ F Series Handlesets / FC Series Knobs & Levers	B60	33815664	605	Screw Kit, Mtg. Screws, Strike Reinforcement	10.40	
		33815671	625	Screw Kit, Mtg. Screws, Strike Reinforcement	10.40	
		33815688	716	Screw Kit, Mtg. Screws, Strike Reinforcement	10.40	
	B62	33815725	605	Screw Kit, Mtg. Screws, Strike Reinforcement	10.40	
		33815732	625	Screw Kit, Mtg. Screws, Strike Reinforcement	10.40	
		33815749	716	Screw Kit, Mtg. Screws, Strike Reinforcement	10.40	
	B80	33815756	605	Screw Kit, Mtg. Screws, Strike Reinforcement	10.40	
		33815763	625	Screw Kit, Mtg. Screws, Strike Reinforcement	10.40	
		33815770	716	Screw Kit, Mtg. Screws, Strike Reinforcement	10.40	
	F60	33815787	605	Screw Kit, Mtg. Screws, Strike Reinforcement	10.40	
		33815794	625	Screw Kit, Mtg. Screws, Strike Reinforcement	10.40	
		33815800	716	Screw Kit, Mtg. Screws, Strike Reinforcement	10.40	
	F62	33815817	605	Screw Kit, Mtg. Screws, Strike Reinforcement	10.40	
		33815824	625	Screw Kit, Mtg. Screws, Strike Reinforcement	10.40	
		33815831	716	Screw Kit, Mtg. Screws, Strike Reinforcement	10.40	
	F10/F40/F51A	33815848	605	Screw Pack	10.40	
		33815855	625	Screw Pack	10.40	
		33815862	716	Screw Pack	10.40	
	F170	33815879	605	Screw Pack	10.40	
		33815886	625	Screw Pack	10.40	
		33815893	716	Screw Pack	10.40	
	FC21	40-346	x	Wood Screw (order in multiples of 100)	0.10	

Thick Door Installation Kits
Miscellaneous Parts

THICK DOOR INSTALLATION KITS (does not include Multi-Family product)

Category	Product	Part Number	Finish	Description	Price
Connected	BE468/469/479	23997877	x	1 7/8" – 2 1/2" Thick Door	\$25.60
	BE489	B489-106	x	1 7/8" – 2 1/2" Thick Door	25.60
Electronic/ Light Commercial	BE365	02-007	x	1 7/8" – 2 1/2" Thick Door	25.60
Touch	BE375	24666356	x	1 7/8" - 2 1/2" Thick Door	25.60
F Series Handlesets	F58 (old)	61-075	x	1 7/8" - 2 1/4" - Includes mounting screws, thick door grip chassis, and thick door driver bar (Used for Old Style F58 shipped before 3/1/19)	15.50
	F58(new)/F60	61-076	x	1 7/8" - 2 1/4" - Includes mounting screws and thick door driver bar (Used for New Style F58 shipped after 3/1/19)	12.40
	FE285	61-076	x	1 7/8" - 2 1/4" - Thick Door	12.40
B-Series Deadbolts/ Light Commercial	B60	61-072	x	1 7/8" - 2 1/4" - Includes longer mounting screws only for deadbolt	5.20
		61-073	x	2 1/4" - 4" - Includes longer mounting screws and longer driver bar	10.30

FC MISCELLANEOUS PARTS

Category	Part Number	Specify Finish	Description	Price
FC 21	40-340	x	Privacy Button 07-240-002 (order in multiples of 25)	\$2.47
	40-341		Emergency Pin F720-006 (order in multiples of 100)	\$0.08
	40-343		Set Screw for levers/knobs F720-001 (order in multiples of 100)	\$0.37
	40-342		Hex Key F720-004 (order in multiples of 100)	\$0.21

MISCELLANEOUS PARTS

Category	Specify Finish	Description	Price
B202-578	x	Latch/Bolt/Strike Screw Kit(4) C603-897 Latch/Bolt/Strike Wood Screw	\$9.10
M504-271		(Emergency Key) F40 Function	1.80
02-035	x	Throughbolt Cap	1.60
06-133	X	Handleset Slider Assembly	2.10
B300-060	x	F62 & B62 Drive Pins (2 deadbolt screw covers)	1.30
B302-043	x	Housing, Cylinder outside – conventional	35.40
F506-828		(1) Thru Bolt	1.30
F605-339		(1) Washer	0.58

LESS LOCK COMPONENTS

Description	Specify	Price
Less Springlatch	LLL for Springlatch	\$4.20 (subtract from list price of lock)
Less Deadlatch	LLL for Deadlatch	4.60 (subtract from list price of lock)
Less Handleset Deadbolt	LLL for Handleset Deadbolt	8.30 (subtract from list price of lock)
Less Handleset Deadbolt Strike	LLL for Handleset Deadbolt Strike	3.30 (subtract from list price of lock)
Less Handleset Latch Strike	LLL for Handleset Latch Strike	2.20 (subtract from list price of lock)
Less Deadbolt	LLL for Deadbolt	8.50 (subtract from list price of lock)
Less Deadbolt Strike	LLL for Deadbolt Strike	3.40 (subtract from list price of lock)
Less Knob Strike	LLL for Knob Strike	2.20 (subtract from list price of lock)
Less Lever Strike	LLL for Lever Strike	2.20 (subtract from list price of lock)

HARDWARE & ACCESSORIES PARTS

35 - BLANK KEYS

Part No.	Description	Price
35-100*	5 Pin - Standard Bow - Embossed Both Sides	\$1.60
35-101*	6 Pin - Standard Bow - Embossed Both Sides	2.10
35-130*	5 Pin - Standard Bow - Unembossed Both Sides - No Stamping	1.60
35-131*	6 Pin - Standard Bow - Unembossed Both Sides - No Stamping	2.10
35-140	5 Pin - Large Bow - Embossed Both Sides	5.80
35-141	6 Pin - Large Bow - Embossed Both Sides	6.20
35-143	5 Pin - Access Bow - Embossed Both Sides	5.80
35-144	6 Pin - Access Bow - Embossed Both Sides	6.20

*Order in multiples of 50

48 - CUT KEYS

Part No.	Description	Price
48-130	Cut Key - 5 Pin - Standard Bow - Unembossed Both Sides - No Stamping	\$6.80
48-140	Cut Key - 5 Pin - Large Bow - Embossed Both Sides	11.30
48-143	Cut Key - 5 Pin - Access Bow - Embossed Both Sides	11.30
48-180*	Cut Key - 5 Pin - Standard Bow - Embossed Both Sides / Construction Key	6.40
48-181	Cut Key - 6 Pin - Standard Bow - Embossed Both Sides	6.40

*48-180 is used for standard cut keys and residential construction keys

49 - MASTER KEYS

Part No.	Description	Price
49-130	Master Key - 5 Pin - Standard Bow - Embossed Both Sides	\$14.50
49-140	Master Key - 5 Pin - Large Bow - Embossed Both Sides	19.10
49-143	Master Key - 5 Pin - Access Bow - Embossed Both Sides	19.10
49-180	Schlage Cut Master Key - 5-Pin - Standard with Key Symbol & Registry Number	12.90
49-181	Master Key - 6 Pin - Standard Bow - Unembossed Both Sides - Standard with Key Symbol & Registry Number	10.70

50 - KEY CHARGES

Part No.	Description	Add To Price
50-001	Conventional Cylinder Keyed to Specific Combination	\$10.90
50-215	Extra Cut Standard Bow Keys Ordered on Lock or Cylinder	4.70
50-227	Extra Cut Large or Access Bow Keys Ordered on Lock or Cylinder	7.20
50-228	Cut Large Bow or Access Bow Keys Substituted for Standard Bow Keys	3.30

*Key Charges are added to the list price of the lock

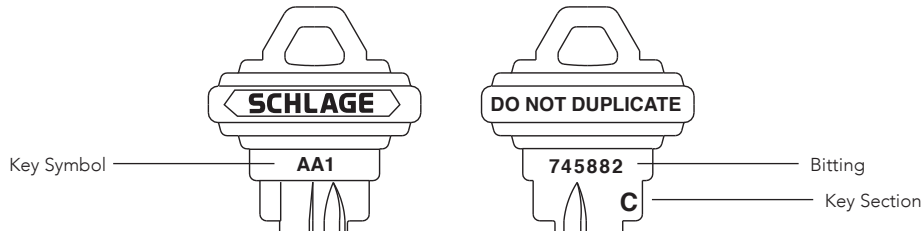
60 - KEY PACKAGING

Part No.	Description	Price
60-000	Pack Change Keys Independently - PKI - for Split Key Construction Keying	NC
60-001	Pack Change Keys Independently (PKI)	0.64

Key & Cylinder Stamping
Residential Master & Construction Keying

F Series Parts

KEY STAMPING AREA




KEY STAMPING

Description	Notes	Key Type	Specify	Part Number	Price Ea. Key
Visual Key Control (VKC)	1	Classic Conventional	Stamp Key Symbol on Key	50-217	\$3.10
Non-Standard Code	1, 5, 8	All Conventional	Non-Standard Code	50-003	8.00/side
DO NOT DUPLICATE		Classic Conventional	Stamp Key "Do Not Duplicate"	XQ06-878	NC
Delete Key Section From Bow		Classic Conventional	Delete Key Section	50-220	5.50
Bitting Not Stamped		Classic Conventional	Delete Key Combination	50-221	3.10
Stamp Bitting		Classic Conventional	(Furnished as Standard)	N/A	N/A

Notes:

- 1. Maximum of 6 characters for VKC, Non-Standard Code or serial number stamping
- 5. Only available on unembossed keys
- 8. Sequential stamping will be charged as Non-Standard Code (example: AA1-1, AA1-2)

CYLINDER STAMPING AREA



KEY STAMPING

Description	Notes	Key Type	Specify	Part Number	Price Ea. Key
Visual Key Control (VKC) with standard key symbols or Non-standard codes	1	Classic Conventional	Stamp key symbol or non-conventional code on face (VKC) or Cylinder core.	50-002	\$7.40
Concealed Key Control (CKC) with standard key symbols or Non-standard codes	1	Classic Conventional	Stamp key symbol or non-conventional code on side (CKC) of core.	50-216	7.40

Notes:

- 1. Maximum of 6 characters for VKC, Non-Standard Code or serial number stamping

RESIDENTIAL MASTER KEYING (RMK) AND/OR RESIDENTIAL CONSTRUCTION KEYING (RCK)

Qualifications:

- Residential projects
- RMK and/or RCK must be specified on the order
- **Systems are available in 5-Pin C keyway only**
- Systems cannot be combined with Contract Master Key Systems
- **Two levels of keying (Change Key and Master Key levels only)**
- **Three levels of keying allowed if complete expansion requirements are submitted (Grandmaster, Master Key, and Change Key levels)**
- Maison keying allowed
- Door detailing and labeling allowable as listed below
- Master keys must be ordered separately and are not added by default

RESIDENTIAL MASTER KEYING (RMK)

Part No.	Description	Price
50-223*	Cylinder Residential Master Keyed (RMK)	2.70
50-009	Cylinder Residential Master keyed with Door ID Labeling (RMKID)	NC
49-180	Residential Master Key – Not offered for commercial products	12.90

Residential Construction Keying (RCK) – Lost Ball Construction Keying

Part No.	Description	Price
50-224*	Cylinder Residential Construction Keyed (RMK)	2.70
50-010	Cylinder Residential Construction keyed with Door ID Labeling (RCK)	NC
48-180	Residential Construction Key – Not offered for commercial products	6.40

Notes: Lost ball construction device is triggered by the highest level permanent key unless otherwise specified.
 Change keys packed in envelopes and packed in lock box. PKI packing available for additional charge of \$0.60.
 If you desire a masterkey with your RCK (50-224), you must add the RMK (50-223) charge listed above.

* If Door Labeling is required, the 50-009 RMK with labeling and/or 50-010 RCK with labeling charges will apply

Master Keys and Construction Keys ship UPS 2nd Day Air and will require a signature upon delivery. Standard freight terms apply.

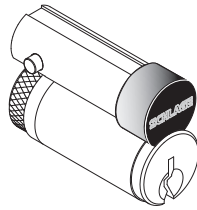
BITTING LISTS (TRANSCRIPTS)

Part No.	Description	Price
50-123	Bitting list for factory master keyed products (requires a written authorization from end-user).	\$258.00**
50-120	Establish new master key system for field master keying (one-time charge). Each bitting is assessed a 50-121 or 50-122 charge below.	38.30
50-121	New master key bitting for cylinders keyed in the field. 50-120 charge assessed if this bitting establishes a new system.	4.90
50-122	New change key bitting for cylinders keyed in the field.	3.80

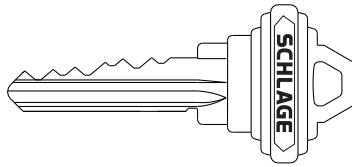
Notes **Can be used for SiteMaster download (keying and bitting details) if ordered as such. Please specify SiteMaster download file if applicable in the details column. Information required: Structure or original order number, end user name, city and state (used to verify the structure number). Also required is an email address for the end user, include their full name to address the email and a "Letter Of Authorization".

Construction Core Program

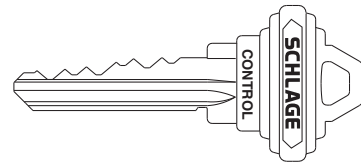
F Series Parts



23-030-ICX



48-101-ICX



48-056-ICX

FULL-SIZE CONSTRUCTION CORE PROGRAM

Temporary construction cores may be ordered with full size interchangeable core locks, mortise cylinders and rim cylinders. These cores may also be ordered separately. All construction cores are assessed a non-refundable handling charge (50-231). See Terms & Conditions for more information.

Features:

- 6 Pin C keyway
- Construction cores have a two-tone face: the faceplate is a flat black finish (622) and the plug is unfinished brass
- Back of each core is marked with the letter that identifies the keyed alike group: A, B or C
- Construction cores are furnished with no keys (NCK). Cut keys must be ordered separately
- A control key is required to install and remove construction cores. Control keys must be ordered separately. If a control key is not ordered, one will be supplied at a charge of \$13
- Construction cores may be returned for credit. Contact your Schlage representative for return authorization. Credit is issued upon receipt of cores at our factory

Part No.	Description	Specify	Price (ea.)
23-030-ICX	Construction core	New jobs: Specify "ICX"	\$80.00
48-101-ICX	Cut key for construction phase (order separately)	Existing jobs: Specify "ICA"	7.20
48-056-ICX	Cut control key (order separately)	"ICB" or "ICC"	14.90
50-231	Non-refundable handling charge (per core)		11.30

Notes:

- 1) To order mortise and rim cylinders with full-size construction cores for a new job, suffix ICX to non-Primus cylinder number. Example: 30-008 ICX. For existing construction core combinations, specify ICA, ICB, or ICC
- 2) Construction cores for a given project are keyed alike to one of a limited number of combinations nationwide. Other Schlage projects in the same area using the same or different contractors may use the same key

Example: For construction core charges and credits: distributor XYZ ordered 150 construction cores with 20 keys and one control key. The following charges apply to this order:

1. 23-030-ICX construction cores (150 units)
2. 48-101-ICX cut keys (20 units)
3. 48-056-ICX cut control key (1 unit)
4. 50-231 non-refundable handling charge (150 units-one per core ordered)

Upon return of the cores to the factory the distributor will be credited for the following:

1. 23-030-ICX construction cores (150 units)

There is no credit for the keys or handling fee

B60 Cylinder Options

FINISHES

		605	608	609	618	619	625	626	505	716	620	621	622
B60J	B60 less IC core	•	\$96	•	\$96	\$96	•	\$96	\$96	\$96	•	•	•
B60T	B60 with Full Size Construction core	•	146	•	146	146	•	146	146	146	•	•	•

HARDWARE & ACCESSORIES PARTS

J Series Parts Latches


J Series Parts Latches



16-254



16-255



16-068



16-070

LATCHES

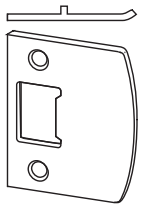
FINISHES

Function	Pkg.	Style/Design	FINISHES							
			605	609	619	625	626	630	620	716
16-254	Poly Bag	Dual Option Adjustable Spring Latch	\$6.70	\$6.70	•	•	•	\$6.70	•	\$6.70
16-255	Poly Bag	Triple Option Adjustable Dead Latch	9.20	9.20	•	•	•	9.20	•	9.20
16-068	Poly Bag	Triple Option Adjustable Deadbolt Latch	9.50	9.50	•	•	•	9.50	•	9.50
16-070	Poly Bag	Triple Option Adjustable Spring Latch	9.20	9.20	•	•	•	9.20	•	9.20
16-059*	Poly Bag	UL-Springlatch, 2 3/8" or 2 3/4"	6.20	6.20	•	•	•	6.20	•	6.20
16-061*	Poly Bag	UL-Deadlatch, 2 3/8" or 2 3/4"	6.20	6.20	•	•	•	6.20	•	6.20
16-063*	Poly Bag	UL-Deadbolt, 2 3/8" or 2 3/4"	6.20	6.20	•	•	•	6.20	•	6.20
16-057*	Poly Bag	UL-Springlatch 16-059 and UL-Deadbolt 16-063	11.80	11.80	•	•	•	11.80	•	11.80

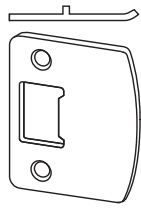
* Sold with complete UL lockset; not available for individual purchase

Strikes

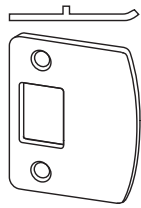
J Series Parts



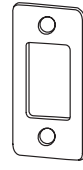
10-100



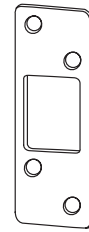
10-101



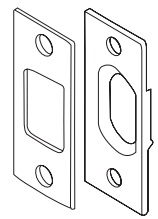
10-102



10-103



10-104



10-099

STRIKES

FINISHES

Part No. w/Lock	Part. No. Sold Separately	Style/Design	FINISHES							
			605	609	619	625	626	630	620	716
10-100	J250-008	Poly Bag , Square Full Lip Strike Knobs and Levers Including 2 Screws	\$2.10	\$2.10	.	.	.	\$2.10	.	\$2.10
10-101	J250-009	Poly Bag , Radius Full Lip Strike Knobs and Levers Including 2 Screws	2.10	2.10	.	.	.	2.10	.	2.10
10-102	J250-010	Poly Bag , Radius Full Lip Strike Deadbolts Including 2 Screws	2.10	2.10	.	.	.	2.10	.	2.10
10-103	J250-026	Poly Bag , Radius Deadbolt Strike 1" x 2 1/4" Round Corner	2.10	2.10	.	.	.	2.10	.	2.10
10-104	J250-027	Poly Bag , Radius Deadbolt Strike 1 1/4" x 3 5/8" Round Corner	2.50	2.50	.	.	.	2.50	.	2.50
10-099	J250-003	Poly Bag , Sq. Strike Plate & Strike Frame Reinforcer 1 1/8" x 2 3/4" Square Corner Deadbolts Including 2 Screws + 2 x 3" Screws	2.50	2.50	.	.	.	2.50	.	2.50

HARDWARE & ACCESSORIES PARTS

J Series Parts

REKEYING PINNING PARTS & ACCESSORIES

Function	Style Design	Price
J750-002	#1 Top Pin, 200 pcs/per poly bag	\$0.06
J750-003	#2 Top Pin, 200 pcs/per poly bag	0.06
J750-004	#3 Top Pin, 200 pcs/per poly bag	0.06
J750-005	#0 Bottom Pin, 200 pcs/per poly bag	0.06
J750-006	#1 Bottom Pin, 200 pcs/per poly bag	0.06
J750-007	#2 Bottom Pin, 200 pcs/per poly bag	0.06
J750-008	#3 Bottom Pin, 200 pcs/per poly bag	0.06
J750-009	#4 Bottom Pin, 200 pcs/per poly bag	0.06
J750-010	#5 Bottom Pin, 200 pcs/per poly bag	0.06
J750-011	#6 Bottom Pin, 200 pcs/per poly bag	0.06
J750-012	#7 Bottom Pin, 200 pcs/per poly bag	0.06
J750-013	#8 Bottom Pin, 200 pcs/per poly bag	0.06
J750-014	#9 Bottom Pin, 200 pcs/per poly bag	0.06
J750-015	#2 Master Pin, 200 pcs/per poly bag	0.06
J750-016	#3 Master Pin, 200 pcs/per poly bag	0.06
J750-017	#4 Master Pin, 200 pcs/per poly bag	0.06
J750-018	#5 Master Pin, 200 pcs/per poly bag	0.06
J750-019	#6 Master Pin, 200 pcs/per poly bag	0.06
J750-020	#7 Master Pin, 200 pcs/per poly bag	0.06
J750-021	#8 Master Pin, 200 pcs/per poly bag	0.06
J750-022	#9 Master Pin, 200 pcs/per poly bag	0.06
J750-023	Pin Tumbler Key Gauge	3.90
J750-024	Plug Clip, 50 pcs/per poly bag	0.06
J750-025	Pin Spring, 100 pcs/per poly bag	0.12
J750-026	Cylinder Cap, 50 pcs/per poly bag	0.12
J750-027	Deadbolt Spring, 100 pcs/per poly bag	0.12
J750-028	Deadbolt Cap Pin, 100 pcs/per poly bag	0.06
J750-029	Follower Tool	4.30
J750-030	Cylinder Removing Tool	3.50
J750-001	RCK Lost Balls, 200 pcs/per poly bag	0.04
J250-029	Spanner Wrench for removing cylinder face	1.13

Key Kits

J250-006	Master Rekeying Kit	\$172.00
J250-007	Retail Key Kit	139.00

HANDLESET THROUGHBOLT KITS

FINISHES

Function	Style/Design	605	609	619	625	626	630	620	716
J250-036	Handleset Throughbolt Kit - throughbolt screw, washer, and cap	\$2.40	\$2.40	•	•	•	\$2.40	\$2.40	\$2.40

- Ordering part includes interior and exterior tailpiece
Notes: 1) 630 throughbolt cap also used for 619/625/626

HARDWARE & ACCESSORIES PARTS

J Series Parts

- Master keys must be ordered separately and are not added by default

REKEYING PINNING PARTS & ACCESSORIES

Function	Style Design	Price
Keys Ordered with Locks or Cylinders		
50-001	Lock Keyed to a Specific Combination	\$10.90
50-215	Extra Cut Keys Ordered on Lock with Cylinder	4.70

Residential Master Keying (RMK)

50-223	Cylinder Residential Master Keyed	2.70
49-155	Residential Master Key	10.80

Residential Construction Keying (RCK)

50-224	Cylinder Residential Construction Keyed	2.70
48-155	Residential Construction Key	6.40

Key Blanks

J750-061	5-Pin Standard Bow, Embossed Both Sides, No Stamping, C-Section Only, (order in quantities of 50)	0.82
----------	---	------

Padlocks

Padlocks	130
Cables & Chains	131
Security Hasps	133



KS43F
Brass Padlock



KS72F
Steel Padlock

Commercial Security - Rekeyable Padlocks

UPC	Description	Shackle Height (in.)	Shackle Cable Link Dia. (in.)	Size (in.)	Size (mm)	Price
720018997412	Brass Padlock 23 Series, K-N-K Cyl 1 1/2" Shackle, KD	1 1/2	5/16	1 25/32	45mm	\$62.60
720018997405	Brass Padlock 23 Series Brass K-N-K Cyl 2" Shackle, KD	2	5/16	1 25/32	45mm	62.80
720018997290	Brass Padlock 43 Series Brass K-N-K Cyl 1 1/2" Shackle, KD	1 1/2	3/8	1 15/16	50mm	66.60
720018997283	Brass Padlock 43 Series Brass K-N-K Cyl 2" Shackle, KD	2	3/8	1 15/16	50mm	67.00
720018997764	Steel Padlock - 72 Round body, K-N-K Cyl 2", KD	2	7/16	2 5/8	67.5mm	72.10



850410
Laminated Padlock



855156
Steel Padlock



851226
Steel Padlock

FlexSecurity - Non Rekeyable Padlocks

UPC	Description	Shackle Height (in.)	Shackle Cable Link Dia. (in.)	Size (in.)	Size (mm)	Price
720018850410	Covered Laminated Steel Padlock, 2 Pack - KA	1 1/8	1/4	1 1/2	38mm	\$27.00
720018999232	Extra Large "U" Steel Padlock 4" x 11", - KD	11	1/2	7 1/8	181mm	38.00
720018855156	Shackle-less Steel, Round body Padlock - KD	•	3/8	2 7/8	73mm	49.00
720018851226	Steel Padlock, Round body 2" Shackle - KA	2	7/16	2 1/2	63.5mm	37.80
720018994831	Steel Padlock, Round body 2" Shackle - KA, 2-Pack	2	7/16	2 1/2	63.5mm	52.60

CABLES, CHAINS & PADLOCKS

Cables & Chains



999218
Locking Cable



994862
Double Looped
Cable & Padlock



999225
Locking Resettable
Combination Cable



001140
Locking Chain

FlexSecurity - Cables & Chains

UPC	Description	Shackle Cable Link Dia. (in.)	Loop Height (in.)	Loop Width (in.)	Chain/Cable Length (ft.)	Price
720018001140	Locking Chain - 5' x 5/16" (7mm)	5/16	•	•	5	\$42.80
720018001157	Locking Chain - 4' x 3/16" (5mm)	7/32	•	•	4	26.10
720018994800	Double Looped Cable & Padlock - 4' x 3/8" with Covered Weather-proof Padlock	3/8	2 1/4	•	4	28.00
720018994862	Double Looped Cable & Padlock - 15' x 3/8" with Covered Weather-proof Padlock	3/8	2 1/4	•	15	44.00
720018999201	Rekeyable Locking Cable - 6' x 5/8"	5/8	•	•	6	70.00
720018999218	Locking Cable - 5' x 1/2"	1/2	•	•	5	29.90
720018999225	Locking Resettable Combination Cable - 5' x 3/8"	3/8	•	•	5	31.00



999263
Double Loop Cable



999461
Cinch Chain

FlexSecurity - Double Looped Cables

UPC	Description	Shackle Cable Link Dia. (in.)	Loop Height (in.)	Loop Width (in.)	Chain/Cable Length (ft.)	Price
720018820406	Double Looped Cable - 7' x 5/8"	5/8	•	3 3/8	7	\$43.00
720018999249	Double Looped Cable - 4' x 3/8"	3/8	•	1 1/8	4	16.70
720018999256	Double Looped Cable - 7' x 3/8"	3/8	•	1 1/8	7	21.40
720018999263	Double Looped Cable - 15' x 3/8"	3/8	•	1 1/8	15	36.30
720018999270	Double Looped Cable - 30' x 3/8"	3/8	•	1 1/8	30	58.30

FlexSecurity - Cinch Chains


UPC	Description	Shackle Cable Link Dia. (in.)	Loop Height (in.)	Loop Width (in.)	Chain/Cable Length (ft.)	Price
720018999461	Cinch Ring Security Chain - 3' 3" - (No lock)	1/2	•	•	3.25	\$52.50
720018999478	Cinch Ring Security Chain - 5' - (No Lock)	1/2	•	•	5	98.70

CABLES, CHAINS & PADLOCKS

Security Hasps



855101



855118



FlexSecurity - Hasps

UPC	Description	Body Size (in.)	Body Size (mm)	Locking Eye Dia. (in.)	Price
720018855101	Vehicle Security Hasp	8 1/2 x 4 1/2	21.6cm x 11.4cm	5/8	\$40.40
720018855118	Flexible Double-Hinged Security Hasp	7 3/4 x 1 3/4	19.7cm x 4.4cm	1/2	12.90

How to Order	134
Visual Pack Carton Specifications	135

Thank you for your order.

Thank you for your order and continuing business. Please submit purchase orders to res_contact_center@allegion.com In order to expedite order processing, please include the following information on purchase orders:

- Schlage account number
- Product UPC numbers (if available)
- Quote number (if applicable)
- Specific keying requirements

Note: Line quantities of keyed products must be divisible by KA quantities.

Example: 20 locks ordered KA4 results in 5 groups of 4 locks keyed alike, however, 20 locks ordered KA3 is not divisible and results in order processing delays as Schlage seeks clarification

- Door handing

How to identify door handing:

Handing of all doors is determined from the exterior of the room’s entrance.

- If the hinge is on the left side of the door, the door is “left hand” (LH)
- If the hinge is on the right side of the door, the door is “right hand” (RH)
- To order a handed product, please specify LH or RH
- To order a handleset, handing is still determined from the exterior of the door
- We will use that information to determine the handing for the inside of the door



HOW TO ORDER

VISUAL PACK CARTON SPECIFICATIONS

PRODUCT	MASTER CARTON							INDIVIDUAL CARTON					
	PKG. TYPE	CASE QTY	HEIGHT (IN.)	WIDTH (IN.)	DEPTH (IN.)	CUBIC FEET	WEIGHT (LBS.)	PKG. TYPE	HEIGHT (IN.)	WIDTH (IN.)	DEPTH (IN.)	CUBIC FEET	WEIGHT (LBS.)
ELECTRONICS CONNECTED DEADBOLTS & LEVERS													
BE365	Box	2	10.05	5.90	12.60	0.43	9.87	Carton	9.30	5.25	6.19	0.17	4.75
BE375	Box	2	9.70	5.60	9.90	0.31	8.09	Carton	4.50	5.00	9.30	0.12	3.87
BE468	Box	2	9.75	5.60	10.10	0.32	9.05	Carton	9.25	4.50	5.00	0.12	4.35
BE469IR/NX/WK	Box	2	9.75	5.60	10.10	0.32	9.05	Carton	9.25	4.50	5.00	0.12	4.35
BE479AA	Box	1	6.75	6.05	10.00	0.24	5.49	Carton	9.50	5.38	5.38	0.16	5.14
FBE365	Box	3	23.63	11.60	10.63	1.69	21.40	Carton	7.88	10.70	9.75	0.48	6.45
FBE375	Box	3	10.63	11.25	23.63	1.64	19.40	Carton	9.75	10.70	7.88	0.48	5.92
FE595	Box	2	10.00	7.00	16.88	0.68	10.29	Carton	9.25	8.25	6.63	0.29	4.86
FE695	Box	2	10.10	7.05	12.60	0.52	9.96	Carton	9.40	6.65	6.20	0.22	4.72
F SERIES HANDLESETS													
F60 V	Box	1	21.38	8.30	7.00	0.72	8.00	Carton	20.5	8.0	6.5	0.617	8.0
F62 V	Box	1	22.88	8.30	7.00	0.77	8.00	Carton	22.0	8.0	6.5	0.662	8.0
B SERIES DEADBOLTS													
B60 V	Shroud	4	8.6	5.88	16.00	0.56	9.00	Carton	7.7	5.1	3.6	0.105	2.0
B62 V	Shroud	4	8.6	5.88	16.00	0.56	9.80	Carton	7.7	5.1	3.6	0.105	2.2
FB50 V	Shroud	4	10.125	8.875	15.625	0.81	17.20	Carton	9.5	7.875	3.625	0.16	3.60
FB52 V	Shroud	4	10.125	8.875	15.625	0.81	18.00	Carton	9.5	7.875	3.625	0.16	3.80
F SERIES KNOBS/LEVERS													
Knobs													
F10 V	Shroud	4	10.125	5.875	13.125	0.45	9.40	Carton	9.5	4.875	3.125	0.08	2.10
F40 V	Shroud	4	10.125	5.875	13.125	0.45	9.40	Carton	9.5	4.875	3.125	0.08	2.10
F51A V	Shroud	4	10.125	5.875	13.125	0.45	9.40	Carton	9.5	4.875	3.125	0.08	2.10
F170 V	Shroud	4	9.38	5.75	13.25	0.41	3.00	Carton	8.8	4.8	3.3	0.078	0.4
Levers													
F10 V	Shroud	4	11.00	7.375	14.25	0.67	11.40	Carton	5.25	6.50	6.50	0.13	2.60
F40 V	Shroud	4	11.00	7.375	14.25	0.67	11.40	Carton	5.25	6.50	6.50	0.13	2.60
F51A V	Shroud	4	11.00	7.375	14.25	0.67	11.40	Carton	5.25	6.50	6.50	0.13	2.60
F170 V	Shroud	4	9.38	5.75	13.25	0.41	3.00	Carton	8.8	4.8	3.3	0.078	0.4
F SERIES DECORATIVE COLLECTIONS													
Knobs													
F10 V	Shroud	4	11.00	5.875	14.25	0.53	9.40	Carton	5.25	5.125	6.50	0.10	2.10
F40 V	Shroud	4	11.00	5.875	14.25	0.53	9.40	Carton	5.25	5.125	6.50	0.10	2.10
F51A V	Shroud	4	11.00	5.875	14.25	0.53	9.40	Carton	5.25	5.125	6.50	0.10	2.10
Levers													
F10 V	Shroud	4	11.00	7.375	14.25	0.67	11.40	Carton	5.25	6.50	6.50	0.13	2.60
F40 V	Shroud	4	11.00	7.375	14.25	0.67	11.40	Carton	5.25	6.50	6.50	0.13	2.60
F51A V	Shroud	4	11.00	7.375	14.25	0.67	11.40	Carton	5.25	6.50	6.50	0.13	2.60
DEXTER J SERIES GRADE 3 LOCKS													
JD60 V	Box	4	7.50	5.90	17.50	0.45	9.80	Carton	6.80	5.00	2.60	0.05	1.20
JD62 V	Box	4	7.50	5.90	17.50	0.45	9.80	Carton	6.80	5.00	2.60	0.05	1.40
JH60 V	Box	1	18.00	8.00	5.60	0.47	5.80	Carton	17.20	7.50	5.20	0.39	5.00
J54 V	Box	4	7.50	8.60	18.00	0.67	10.20	Carton	6.90	7.70	2.70	0.08	1.20
J40 V	Box	4	7.50	8.60	18.00	0.67	9.40	Carton	6.90	7.70	2.70	0.08	1.00
J10 V	Box	4	7.50	8.60	18.00	0.67	9.40	Carton	6.90	7.70	2.70	0.08	1.00
J170 V	Box	4	7.80	5.40	12.00	0.29	1.80	Carton	6.90	7.70	2.70	0.08	0.20
J54 V	Box	4	7.50	8.60	18.00	0.67	10.20	Carton	6.90	7.70	2.70	0.08	1.20
J40 V	Box	4	7.50	8.60	18.00	0.67	9.40	Carton	6.90	7.70	2.70	0.08	1.00

NOTE: Vispack products must be ordered in full case quantities.

PORTABLE SECURITY

Product	Master Carton							Inner Pack					Individual Selling Unit (ea.)					
	PKG. TYPE	CASE QTY	HT. (IN.)	WID. (IN.)	DPT. (IN.)	CUBIC FT.	WT. (LBS.)	PKG. TYPE	INNER CASE QTY	HT. (IN.)	WID. (IN.)	DPT. (IN.)	PKG. TYPE	HT. (IN.)	WID. (IN.)	DPT. (IN.)	CUBIC FT.	WT. (LBS.)
Padlock 23 Series Brass K-N-K Cyl 1 1/2" Shackle, KD	Box	24	7.17	10.39	8.70	0.37	26.49	Box	6	2.76	7.76	4.53	Box	4.13	2.31	1.00	0.006	1.10
Padlock 23 Series Brass K-N-K Cyl 2" Shackle, KD	Box	24	7.17	11.34	8.70	0.41	26.49	Box	6	2.76	7.76	5.00	Box	4.63	2.31	1.00	0.006	1.10
Padlock 43 Series Brass K-N-K Cyl 1 1/2" Shackle, KD	Box	24	7.17	10.39	8.70	0.37	28.7	Box	6	2.76	7.76	4.53	Box	4.13	2.31	1.00	0.006	1.21
Padlock 43 Series Brass K-N-K Cyl 2" Shackle, KD	Box	24	7.17	11.34	8.70	0.41	28.7	Box	6	2.76	7.76	5.00	Box	4.63	2.31	1.00	0.006	1.21
Padlock 72 Round Steel K-N-K Cyl 2", KD	Box	18	4.27	17.27	9.79	0.42	54.95	Box	6	3.27	9.29	5.59	Box	4.94	2.81	1.19	0.010	0.85
Covered Laminated Steel Padlock - 2 Pack - KA	Box	18	14.50	9.00	19.25	1.45	24	Display	3	7.10	8.27	5.31	Blister	6.50	7.75	2.00	0.058	1.12
Extra Large "U" Padlock 4" x 11", KD	Box	•	•	•	•	•	•	Display	4	14.00	7.30	8.70	Bulk/ Belly-Band	12.50	7.00	1.75	0.089	2.30
Shackle-less Padlock, KD	Box	36	19.25	12.25	20.75	2.83	88	Display	6	8.75	6.50	11.25	Blister	7.75	5.00	2.00	0.045	2.25
Padlock Round Steel, 2" Shackle, KA	Box	18	19.50	7.50	19.75	1.67	36	Box	3	9.00	6.70	6.30	Box	7.50	4.75	1.50	0.031	1.60
Padlock Round Steel, 2" Shackle, KA - 2-Pack	Box	18	19.00	10.00	18.75	2.06	64	Box	3	9.00	8.70	6.30	Box	7.50	7.50	1.50	0.049	3.20
Rekeyable Locking Cable 6' x 5/8" Replaced item 997719)	Box	•	•	•	•	•	•	Display	5	12.75	7.75	17.25	Bulk/ Insert Card	12.00	10.00	1.50	0.104	3.00
Double Looped Cable 4' x 3/8" with Covered Weather-proof Padlock	Box	•	•	•	•	•	•	Display	4	9.45	11.40	8.66	Bulk/ Insert Card	10.00	8.50	1.50	0.074	1.30
Double Looped Cable 15' x 3/8" with Covered Weather-proof Padlock	Box	•	•	•	•	•	•	Display	4	10.60	12.20	9.40	Bulk/ Insert Card	11.00	9.50	1.50	0.091	2.70
Locking Cable 5' x 1/2"	Box	•	•	•	•	•	•	Display	4	12.00	5.10	7.28	Bulk/ Insert Card	10.00	3.75	1.25	0.027	1.00
Locking Resettable Combination Cable 5' x 3/8"	Box	•	•	•	•	•	•	Display	4	10.25	5.75	7.25	Bulk/ Insert Card	10.00	5.25	1.25	0.038	1.16

HOW TO ORDER

PORTABLE SECURITY

Product	Master Carton							Inner Pack					Individual Selling Unit (ea.)					
	PKG. TYPE	CASE QTY	HT. (IN.)	WID. (IN.)	DPT. (IN.)	CUBIC FT.	WT. (LBS.)	PKG. TYPE	INNER CASE QTY	HT. (IN.)	WID. (IN.)	DPT. (IN.)	PKG. TYPE	HT. (IN.)	WID. (IN.)	DPT. (IN.)	CUBIC FT.	WT. (LBS.)
Locking Chain 5' x 5/16" (7mm)	Box	3	11.75	9.25	14.00	*	16.70	Display	3	11.25	9.25	14.00	Blister	13.50	8.25	1.75	*	4.95
Locking Chain 4' x 7/32" (3.5mm)	Box	3	9.75	8.25	10.00	*	7.55	Display	3	9.25	7.75	9.25	Blister	10.50	7.00	1.35	*	2.20
Double Looped Cable 7' x 5/8"	Box	*	*	*	*	*	*	Display	5	11.25	12.00	10.75	Bulk/ Insert Card	10.50	11.50	2.00	0.140	2.70
Double Looped Cable 30' x 3/8"	Box	*	*	*	*	*	*	Display	4	10.50	11.75	10.75	Bulk/ Insert Card	10.50	10.00	3.00	0.182	4.40
Double Looped Cable 15' x 3/8"	Box	*	*	*	*	*	*	Display	4	12.38	9.79	7.88	Bulk/ Insert Card	9.00	9.00	2.00	0.094	2.26
Double Looped Cable 7' x 3/8"	Box	*	*	*	*	*	*	Display	4	13.91	6.20	5.75	Bulk/ Insert Card	12.00	7.00	1.00	0.049	1.21
Double Looped Cable 4' x 3/8"	Box	*	*	*	*	*	*	Display	4	11.75	6.20	5.25	Bulk/ Belly-Band	10.50	5.50	1.00	0.033	0.60
Cinch Ring Security Chain 3' 3" - (No lock)	Box	2	7.50	4.25	7.25	0.13	14	Box	1	3.60	3.85	3.50	Bulk/ Hang Tag	22.50	3.50	2.00	0.091	6.85
Cinch Ring Security Chain 5' - (No Lock)	Box	2	7.75	4.25	7.25	0.14	20	Box	1	3.60	3.85	3.50	Bulk/ Hang Tag	33.00	3.50	2.00	0.134	10.60
Vehicle Hasp	Box	18	11.50	17.25	26.00	2.98	59	Display	3	10.50	8.25	8.25	Blister	9.75	5.25	2.25	0.067	2.95
Flexible Dbl-Hinged Hasp 7 3/4" x 1 3/4"	Box	36	22.50	14.50	17.50	3.30	49	Display	6	10.50	5.25	14.00	Blister	9.50	3.75	1.75	0.036	1.05
Repl Accessory Service Repair Kit, SFIC, KNK, Specialty	Box	6	14.75	18.25	11.25	1.75	63.7	Box	1	2.38	18.25	11.25	Box	*	*	*	*	*



About Allegion

Allegion (NYSE: ALLE) is a global pioneer in safety and security, with well-known brands like CISA®, Interflex®, LCN®, Schlage® and Von Duprin®. Focusing on security around the door and adjacent areas, Allegion produces a range of solutions for homes, businesses, schools and other institutions. Allegion is a \$2 billion company, with products in more than 120 countries around the world.

For more, visit www.allegion.com