



CS210 Series

Interconnected lock

Overview

The CS210 interconnected lock provides exceptional performance, aesthetics, and flexibility for both residential and commercial applications. The CS210 features single motion egress (retracting both the latch and deadbolt simply by rotating the inside lever) to meet Life and Safety code requirements, while exceeding BHMA Grade 2 requirements for operational usage, security, cycle and finish. Eighteen lever designs, two outside deadbolt designs and two inside escutcheon designs - each in a choice of seven finishes - ensure the right aesthetics for whatever type of project. The adjustable escutcheon allows each lock to easily support either 4" or 5 1/2" door preps, eliminating any job-site surprises.



Features and benefits

Aesthetics

- 18 lever styles
- Two deadbolt designs
- Two escutcheon designs
- Seven finishes
- Suites with F Series and S Series tubular locks

Flexible

- Field-configurable for 4" or 5 1/2" door prep
- Supports 2 3/8" or 2 3/4" backsets
- 1 3/4" - 2" door range standard; 1 3/8" available

Key systems

- Standard, FSIC, and SFIC

Reliable

- ANSI/BHMA Grade 2 (A156.12)
- 3 hour UL fire rating

Ordering instructions

Order using standard Schlage order form as follows; images of designs and finishes shown on bottom of page:

CS210 Series interconnected lock


Function	Cylinder	Trim	Finish	Escutcheon	Handing	Door thickness	Options
CS210-B500	P	ACC	626	Plymouth	RH	1 3/4"	

Lock specifications

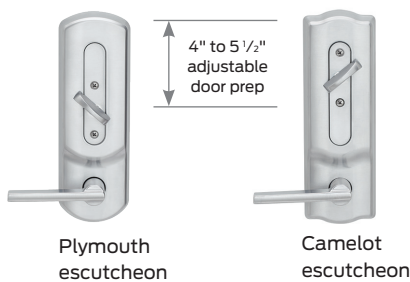
Function	CS210-B500 (commercial deadbolt, see picture below) CS210-B60 (residential deadbolt, see picture below)		
Cylinder	Standard P (Everest 29) L (Less cylinder)	FSIC R (Everest 29 FSIC) J (Less FSIC) T (Construction FSIC)	SFIC (not available - B60 trim) G (Everest 29 SFIC) B (Less SFIC) BDC (Disposable SFIC) H (Construction SFIC) Z (Everest SL 7 pin Cylinder)
Trim*	ACC, AVA, AVI, BRK, BRW, CLT, CHP, ELA, FLA, JAZ, JUP, LAT, LON, MNH, MER, NEP, SAT, STA		
Finish*	605 Bright brass 609 Satin brass, blackened	619 Satin nickel 625 Bright chrome	622 Matte black 626 Satin chrome 643e Aged bronze
Handing*	LH (Left Hand) LR (Left Hand Reverse)	RH (Right Hand) RR (Right Hand Reverse)	
Door thickness	1 3/8", 1 3/4", 2"		
Options	Please see pricebook for available options		

*Split lever designs and finishes available; please see pricebook for details

Lever styles




Escutcheon designs



Deadbolt options



Finishes



About Allegion

Allegion (NYSE: ALLE) is a global pioneer in safety and security, with leading brands like CISA®, Interflex®, LCN®, Schlage®, SimonsVoss® and Von Duprin®. Focusing on security around the door and adjacent areas, Allegion produces a range of solutions for homes, businesses, schools and other institutions. Allegion is a \$2 billion company, with products sold in almost 130 countries. For more, visit www.allegion.com.

KRYPTONITE ■ LCN ■ SCHLAGE ■ STEELCRAFT ■ VON DUPRIN