




# Multi-family Price Book 6

Effective May 2019 - Rev. 05/19



# Where residential and commercial lever styles meet

Schlage, Falcon, and Von Duprin locks and exit lever designs allow for residential and common areas to match in style, whether that is contemporary, to transitional, to traditional. While the lever and trim names may differ between the various series below, you can have confidence that each lever design will coordinate into one of the lever suiting styles. Coordinate the lever designs below to create seamless transitions between residential and commercial areas.

## Contemporary

Minimalist lever design with clean lines



Latitude, Longitude, Solstice

## Contemporary/Transitional

Rounded, high-style lever design



Broadway, Boardwalk, M52

## Transitional/Traditional

Curved, tapered lever design



Jazz, Jupiter, Athens, Dover, Avalon, 07

Quantum, Sparta, Neptune, 17

## Traditional

Simplistic return-to-door lever design



Rhodes, Saturn, Marin, Elan, Dane, 06

	Contemporary	Contemporary / Transitional	Transitional / Traditional	Traditional	
<b>Residential area locks</b>					
Schlage Control Smart Interconnected Lock - Grade 2	Latitude	Broadway	Jupiter, Jazz	Neptune	Elan
Schlage F Series cylindrical lock - Grade 2	Latitude	Broadway	Jazz	Jazz	Elan
Schlage J Series lock - Grade 3	Solstice	-	Dover	Dover	Marin
<b>Common area locks</b>					
Schlage LE mortise wireless lock - Grade 1	Latitude	M52	07	17	06
Schlage L Series mortise lock - Grade 1	Latitude	M52	07	17	06
Schlage NDE cylindrical wireless lock - Grade 1	Latitude	Broadway	Athens	Sparta	Rhodes
Schlage ND Series cylindrical lock - Grade 1	Latitude	Broadway	Athens	Sparta	Rhodes
Schlage CS210 interconnected lock - Grade 2	Latitude	Broadway	Jupiter	Neptune	Saturn
Falcon MA Series mortise lock - Grade 1	Latitude	Broadway	Avalon	Quantum	Dane
Falcon T Series cylindrical lock - Grade 1	Latitude	Broadway	Avalon	Quantum	Dane
Falcon W Series cylindrical lock - Grade 2	Latitude	Broadway	Avalon	Quantum	Dane
Falcon H2 Series interconnected lock - Grade 2	Latitude	Broadway	Avalon	Quantum	Dane
<b>Commercial exit devices and trim</b>					
Von Duprin 98/99 Series wide stile pushpad - Grade 1	Latitude	M52	07	17	06
Falcon 25 Series wide stile pushpad - Grade 1	Latitude	Broadway	Avalon	Quantum	Dane
Falcon 24 Series narrow stile pushpad - Grade 1	Latitude	Broadway	Avalon	Quantum	Dane

Note: Not all levers and trim are listed for the products mentioned in this price book. For the complete offering, contact your sales consultant.

**Contents**

Terms and Conditions .....	4-7
----------------------------	-----

**Locks****Residential Electronic Locks**

Schlage Control FE410 Smart Interconnected Locks - Grade 2 .....	8-9
Schlage Control BE467 Smart Deadbolts - Grade 2 .....	10-11
Schlage Control Multi-Family Residential Electronic Locks - Top Sellers.....	12
Schlage Programmable Electronic Deadbolt (BE367) .....	13-15
Schlage Programmable Electronic Interconnected (FE210) .....	16-17
Interconnect Lever Designs .....	18
Deadbolt Strikes.....	19
i-Button Credentials.....	20
Access Management Software Systems.....	21

**Residential Mechanical Locks**

Schlage F Series - Grade 1 .....	23
Schlage J Series - Grade 3 .....	24-25
B and J Series Deadbolts.....	26-31

**Commercial Wireless Electronic/Electrified Locks, Readers and Devices**

Schlage LE Mortise Wireless Locks - Grade 1.....	32-37
Schlage NDE Cylindrical Wireless Locks - Grade 1.....	38-41
Schlage CTE Single Door Controller.....	42
Schlage MT11/15-485 Credential Readers .....	43-44

**Commercial Mechanical and Electrified Locks - Schlage and Falcon**

Schlage B500 - Single Cylinder Deadbolt Series .....	45
Schlage CS210 Interconnect Lock - Grade 2 .....	45-46
Schlage L Series Mortise Locks - Grade 1.....	47-56
Schlage ND Series Cylindrical Locks - Grade 1 .....	57-59
Schlage AL Series Cylindrical Locks - Grade 2 .....	60-62
Falcon MA Series Grade 1 Mortise Lock .....	63-66
Falcon T Series Grade 1 Cylindrical Lock .....	67-69
Falcon W Series Grade 1 Cylindrical Lock.....	70-73
Falcon D200 Grade 2 Medium Duty Deadbolt .....	74-76
Falcon H2 Series Grade 2 Interconnected Lock .....	77-78
Falcon Cylinders.....	79
Falcon Conventional Cylinders.....	80
Falcon Interchangeable Cores .....	81
Falcon IC Cylinders .....	81
Falcon Conventional Keys and Blanks.....	82
IC Keys and Key Blanks, Disposable Construction Core.....	83
Falcon Keys & Keying Construction Core Program .....	84

**Exits****Von Duprin**

Von Duprin 22 Series .....	85
Von Duprin 22 Series Trim.....	86
Von Duprin Auxiliary Parts.....	87
Von Duprin Electronics e-Strike.....	88
Von Duprin 98 Series.....	89
Von Duprin Device Options.....	90
Von Duprin Device Accessories.....	91
Von Duprin Dummy Touch Bars .....	91

**Falcon**

Falcon 24 Series.....	92-97
Falcon 25 Series.....	98-103
Falcon 19 Series.....	104-109
Falcon 1690 Series .....	110
Falcon 1790 Series.....	111
Falcon 1990 Series.....	112
Falcon 2090 Series.....	113

**Door Closers****LCN**

LCN 1250 Series Surface Door Closers .....	114
LCN 1260 Series Surface Door Closers.....	114
LCN 1450 Series Surface Door Closers.....	114
LCN 1460 Series Surface Door Closers.....	115
LCN 4040XP Series Surface Door Closers.....	115
LCN 4050 Series Surface Door Closers .....	115
LCN Parts and Components.....	116
Automatic Operators .....	117

**Falcon**

Falcon Surface Door Closers.....	118-119
Falcon SC60A Series .....	120
Falcon SC70A Series.....	121
Falcon SC80A Series .....	122
Falcon SC90A Series.....	123

**Architectural Hardware****Ives**

Architectural Hinges.....	124
Continuous Hinges .....	124
Pivots.....	125
Floor Stops.....	126
Wall Stops.....	127
Pulls and Protection Plates.....	128
Vandal Resistant Trim .....	129
Flush Bolts and Strikes .....	129
Coordinators, Lock Guards, and Surface Bolts.....	130
Latches and Catches .....	131
Miscellaneous Hardware.....	132

**Schlage**

Schlage Barn Door Hardware .....	133-134
----------------------------------	---------

**Overhead Holders and Stops****Glynn-Johnson**

70 Series Heavy Duty Surface Mount .....	135
81 Series Heavy Duty Surface Mount .....	135
90 Series Heavy Duty Surface Mount .....	135
100 Series Heavy Duty Concealed Mount .....	136
410 Series Medium Duty Concealed Mount.....	136
450 Series Medium Duty Surface Mount .....	136
510 Series Adjustable Heavy Duty Concealed Mount .....	137
550 Series Adjustable Heavy Duty Surface Mount .....	137

**How to Order****Locks**

Schlage Residential.....	138
Schlage Commercial .....	139

**Commercial Wireless Electronic/Electrified Locks, Readers and Devices**

Schlage LE Series .....	140-141
Schlage NDE .....	142-143
Schlage CTE Series .....	144

**Commercial Mechanical Locks**

Schlage ND Series .....	145
Schlage L Series.....	146
Schlage AL Series.....	147

**Exits**

Von Duprin Exits .....	148
Falcon Exits.....	149
Falcon Trim.....	150

**Closers**

LCN .....	151
Falcon.....	152-154

**Accessories**

Glynn-Johnson .....	155
---------------------	-----

## Allegion General Terms and Conditions of Sale and Service

**1. GENERAL/ACCEPTANCE.** (a) This Agreement contains the only terms and conditions by which Company will quote and sell Deliverables to Customer; (b) The terms "purchase order" or "order" for the purposes of this Agreement include the term "request for quotation," as appropriate; (c) This Agreement supersedes all pre-printed or boilerplate terms and conditions set forth in any purchase order issued by Customer; (d) No reference herein to Customer's purchase order will in any way incorporate different or additional terms and conditions, all of which Company hereby expressly objects to; (e) **ANY ACCEPTANCE BY COMPANY OF CUSTOMER'S PURCHASE ORDER IS EXPRESSLY CONDITIONED ON THE CUSTOMER'S ASSENT TO AND ACCEPTANCE OF THE TERMS AND CONDITIONS CONTAINED IN THIS AGREEMENT;** (f) Company reserves the right to decline any order, in whole or in part, for any reason.

### 2. ORDERS.

a. **Order Processing.** When Customer wishes to place an order for Deliverables, it will deliver to Company a purchase order. All such purchase orders must (i) be in a written format acceptable to Company, (ii) be legible, (iii) include a purchase order number, (iv) include Customer's account number, invoice address, ship to address, shipping method, shipper's letter of instruction for international shipments, part number, pricing, and designated contact information, (v) include, if applicable, any special configuration ID numbers, necessary programming information, special factory instructions, and requested specifications regarding a particular finish, handling, design, backset, or strike, (vi) reference any applicable pricing discounts under an ongoing buying program or based on a written quote from Company, along with the applicable buying program number or quotation number, and (vii) not combine buying program and quoted product on the same order.

b. **Minimum Orders.** In the event the order value does not meet any required minimum net Deliverable value, Company may, at its sole discretion, (i) increase the quantity of items in the order to meet the minimum net Deliverable value requirement; (ii) apply a minimum order charge; (iii) reject the order, or (iv) waive the requirement, provided that the waiver of a requirement for one order shall not constitute a waiver of the requirement for any future orders.

c. **Acceptance of Purchase Orders.** Company will endeavor to (i) acknowledge receipt of each purchase order issued in accordance with this Agreement, and (ii) notify Customer whether Company accepts or rejects the purchase order. If Company fails to accept or reject a purchase order within a reasonable time period, such failure to respond will be deemed a rejection of the entire order. Orders that combine buying program and quoted product on the same order will be routed back to your local RSO office in order to review subject purchase order.

d. **Changes to Order/ Cancellation of Orders.** Additional terms and conditions regarding order changes and cancellations are available on the Allegion customer website, **WHICH TERMS ARE EXPRESSLY INCORPORATED HEREIN BY REFERENCE.** Unless otherwise provided herein, Customer acknowledges that (i) requesting a Change Order may cause a delay in the scheduled shipment date, a longer lead time or result in a new scheduled shipment date; (ii) Orders may not be changed after 48 hours of Company's order acknowledgment; (iii) After 48 hours of Company's order acknowledgment, all changes to an accepted purchase order will be subject to a Change Order charge of 25% of the net Deliverable value, plus the cost of labor and fabrication or raw material that Company incurred prior to the receipt of the Change Order from Customer, or that may be required due to the Change Order; (iv) the requested change may result in additional charges for labor, fabrication, and raw material, and (v) if Customer cancels an order or portion of an order that includes Deliverables that have been manufactured and prepped for shipping, a 45% restocking fee will apply. Notwithstanding the foregoing, Customer cannot change or cancel credential orders, reader orders, biometrics orders or any non-cataloged, special, Custom or nonstandard items once they have been placed. All cancelled orders for a Non Recurring Expense (NRE), credential orders, reader orders, biometrics orders, and/or Custom orders will be subject to a cancellation charge of 100% of the acknowledged price.

e. **Add-ons.** Add-on orders will not be accepted. Additions to orders will be entered as separate stand-alone orders and must qualify for all terms of sale, including discounts, on an individual basis.

f. **Fast-Track Orders.** No changes or cancellations will be accepted on the 24-Hour Fast Track Program. For 3-day Fast Track orders, changes and cancellations may only be requested by Customer within 24 hours of Company's order acknowledgment if the order has not shipped. For 5-Day Fast Track orders, changes and cancellations may only be requested by Customer if the order has not shipped and if the request is made to Company within 48 hours of Company's order acknowledgment. Return Material Authorization (RMA) for Deliverables must be processed through Fast Track Customer Service.

g. **Steelcraft Orders.** For all Steelcraft orders, changes or cancellations are allowed without penalty only if made within 48 hours of Company's order acknowledgment, and provided that the order has not shipped. Some exceptions do apply – please consult the factory. Changes are not allowed on Rapid Program orders after the order has been entered and acknowledged. After 48 hours of Company's order acknowledgment, all changes or cancellations are subject to a charge of 25% of the order. Unless otherwise specified by Company in writing, any changes to orders acknowledged by Company that affect the delivery date will be deemed a new order and will require acknowledgement by Company as provided in this Section. Additional products, features, terms and conditions regarding the Rapid Program are available on the Allegion customer website, **WHICH TERMS ARE EXPRESSLY INCORPORATED HEREIN BY REFERENCE.**

### 3. PRICES, INVOICES AND PAYMENT.

a. **Prices.** The prices in Company's Price Book are subject to change at any time, without notice to Customer. Company may charge Customer additional amounts if Customer requests special packing, marking, shipment, product modification, or engineering services. Oral prices specified by Company are null and void. Quote numbers must be referenced on Customer's purchase order in order for the Company's quoted pricing to apply. Orders that do not reference a quote number will receive buy program pricing or book net pricing. Quoted prices are for those specific products quoted for a specified job, and are subject to the Price Book in effect at the time Company receives the order.

b. **Taxes.** Prices do not include any present or future federal, state or local property, license, privilege, sales, use, excise, gross receipts or other like taxes or assessments which may result from transactions or any services performed in connection therewith. Any taxes, charges, or duties imposed by any governmental authority on the sale of Deliverables will be paid by Customer, in addition to the selling price specified by Company. Credits for U.S. sales tax applied to invoices will only be granted if valid exemption documentation is provided within 30-days of the invoice date and a case is initiated by customer service. Exemption documentation may be emailed to [sales.tax.certificates@allegion.com](mailto:sales.tax.certificates@allegion.com), this e-mail address cannot be used to request a credit for sales tax charged all such requests must be made with customer service. All certificates sent to the e-mail address must include the following information: (1) Customer account number(s); (2) Customer name; and (3) Allegion brand(s) the certificate should be applied to.

c. **Payment Terms.** Company will deliver to Customer an invoice with each shipment of Deliverables hereunder. Customer will pay all invoiced amounts within 35 days of the invoice date (subject to any early pay discounts that may be offered to Customer by Company in its sole discretion). Customer will make all payments in United States dollars. Past due invoices will be subject to a late payment service charge of 1.5% per month on any overdue unpaid balance, equivalent to 18% per annum, or the maximum rate permitted by law, whichever is less. Customer shall reimburse Company for all costs of collection, including, without limitation, reasonable attorneys' fees, for any overdue amount owed by Customer to Company, and such collection costs shall also be subject to interest charges.

### 4. QUOTATIONS.

a. **Project Quotations.** Project or new construction quotes are restricted to the specific project quoted for the quantities, finishes, and series of Deliverables referenced on the quote. Company reserves the right to require proof of sale of Company products for any quoted project.

b. **Stock Quotations.** Deliverables fulfilling stock quotations may only be used for the following: i) Stocking of the Customer's shelves for small, quick-turn, discretionary projects, or ii) Sale to a general contractor or installer for new construction. Stock quotations may not be used for any project containing any Company no-substitution, specified products. Deliverables purchased under Stock Quotations cannot be redistributed to other Customer branch locations or re-sold to other resellers or used for aftermarket sales, end-user annual contracts or sold over the counter to any walk in trade.

c. **General.** All quotes are subject to this Agreement, unless otherwise specified by Company, and are subject to change at any time prior to Company's acceptance of a purchase order referencing the applicable quote number. Company, its representatives and employees reserve the right, in their sole discretion and for any reason, to refuse a Customer's request to quote a price other than the standard list price, regardless of whether Company or its representatives or employees have previously quoted discounted prices to the Customer on some or all of its orders. Customer's failure to comply with this Section 4 will be considered a material breach of this Agreement, and will entitle Company to immediately terminate any purchase orders and/or Customer's ability to distribute Company's products.

**5. SECURITY INTEREST.** Customer grants Company, and Company retains, a purchase money security interest and lien on any and all of Customer's rights, title and interest in each Deliverable sold by Company to Customer, wherever located, until the invoice for the applicable Deliverable(s) is paid in full, including any late charges and costs of collection. Customer authorizes Company to, and will assist Company in, taking all necessary steps to perfect and maintain Company's interest in such Deliverables.

**6. CREDIT TERMS.** Unless Customer pre-pays all of its purchase orders in advance, its purchase orders will be subject to the credit limit and other terms of credit ("Credit Terms") set forth in Company's credit application, which Credit Terms Customer acknowledges are subject to change by Company at any time. Company reserves the right to request payment in advance of shipment or any order or to request adequate assurances for Customer's payment of an order and may withhold or stop shipment, without any liability to Company, until Customer submits payment or adequate assurance of payment.

**7. RESALE OF DELIVERABLES.** Customer agrees and warrants that it will offer Company products in support of Company-written specifications and will maintain sufficient inventory to adequately support End Users, installers, and/or general contractors' needs. Company may implement an MSRP or a resale pricing programs at any time in its sole discretion. Failure to comply with such program(s) will be considered a material breach of this Agreement, and will entitle Company to immediately terminate any purchase order and/or Customer's ability to distribute Company's products. Customer shall, at its own expense, gain and maintain sufficient knowledge of the industry and products competitive with Deliverables so as to be able to (a) explain in detail to End Users, installers, and/or general contractors the differences between the Deliverables and competing products, (b) ensure that an adequate number of trained, capable and qualified technical personnel with sufficient knowledge of the Deliverables and who have obtained all necessary licenses and permits are available to assist End Users, installers, and/or general contractors, and (c) respond to such End Users, installers, and/or general contractors with respect to the general operation and use of the Deliverables including, but not limited to, (1) acting as a liaison between the End Users, installers and/or general contractors and Company in matters requiring Company participation, (2) providing general product information and configuration support on standard protocols and features, (3) collecting relevant technical problem identification information, and (4) posting and distributing any warranty information concerning the Products in accordance with Company's instructions. Customer is responsible for all service and support resulting from the re-sale of any Deliverable to End-Users, installers and/or general contractors, examples of which may include, but are not limited to, support activities such as installation, initialization, software set-up, training, trouble-shooting, technical support and field service. In the event Customer is unwilling or unable to perform said support activities, Company reserves the right to recover from Customer any and all expenses incurred by Company to resolve the afore-mentioned End-User, installer and/or general contractor issues. Technical product training is recommended for Customer in order to fully service and support Deliverables purchased from Company that are resold to End-Users, installers and/or general contractors.

**8. DEFAULT.** If Customer is in default of payment or otherwise with respect to any purchase order or other contract with Company, Company shall have the right, in addition to all other legal remedies and without prejudice to any of its right hereunder, to defer further shipments under that or any other purchase order until such default is corrected and to declare all outstanding bills of Customer to be immediately due and payable.

### 9. INSPECTION AND DELIVERY.

a. **Inspection.** Customer will inspect all Deliverables immediately after receiving them. Customer will be deemed to have accepted the Deliverables unless Customer notifies Company in writing of any nonconformance within 10 days of delivery and provides Company written evidence reasonably documenting that nonconformance. Inspection of Deliverables at Company's facility is not permitted.

b. **Delivery.** Delivery schedules for Deliverables are based upon current production capacities, material or component availability, and inventory, and may be changed by Company as conditions require. Delivery schedules for services are based upon Company's prompt receipt of, and prompt access to, Customer's equipment and all information necessary to complete the services. In no event will any delivery date be construed as falling within the meaning of "time is of the essence." Partial delivery shall be accepted by Customer and paid for at the price and on the terms stated herein. Any partial delivery shall constitute a separate sale, and payment shall be separately made when due. If any part of a delivery hereunder is not delivered by Company in accordance with Customer's purchase order, this Agreement shall not be affected thereby.

**10. TITLE & RISK OF LOSS.** Unless otherwise specified by Company, (i) where the Customer is located in the United States, all Deliverables will be sold "Uniform Commercial Code, FOB Origin, Company's factory"; and (ii) where the Customer is located outside of the United States, all Products will be sold "Ex-works, Company's factory (Incoterms 2010)." In either instance, title and risk of loss will pass to Customer upon delivery to the carrier at Company's factory, provided, however, as set forth herein, Company shall retain a security interest in the Deliverables until full payment has been made therefore, and Customer agrees, upon request, to do all things and acts necessary to protect Company's interest by adequately insuring the Deliverables against loss or damage from any cause and to have Company named as an additional insured. Customer will promptly provide Company with a copy of the relevant certificate of insurance upon Company's request.

**11. SHIPPING.**

- a. **Freight Charges.** Company will ship all Deliverables in accordance with Company's freight shipment guidelines, which are set forth on the My Allegion Portal ("Freight Shipping Guidelines"), **WHICH TERMS ARE EXPRESSLY INCORPORATED HEREIN.**
- b. **Rush Charges.** Expedited order options are available as set forth in Company's Freight Shipping Guidelines.
- c. **Packing and Marking.** Company will pack, mark, and ship Deliverables according to its standard procedures for shipment, unless the parties agree, in writing, that Company will comply with any special instructions provided by Customer. Special instructions may result in an increased price.
- d. **International Shipments.** For all international orders, a Shipper's letter of instruction must be submitted in writing with the order. Failure to do so will result in the order being rejected. Complete adherence to this order requirement will be strictly enforced. Company will not be held liable for any charges resulting from delays due to lack of complete required information being supplied.
- e. Once received by the Company, a purchase order cannot be combined with any other order to increase average order size as it relates to Company's Freight Shipping Guidelines. However, for orders placed under Company's FastTrack 24 Hour/5 Day Program (available for Schlage, Von Duprin, LCN and Glynn-Johnson products); ii) FastTrack 24 Hour/3 Day Program (available for Ives products); or ProExpress (available for specific product lines stated in the ProExpress price book for Falcon, Ives, Glynn Johnson, LCN, Schlage and Von Duprin products), the applicable brands or product categories may, subject to certain order requirements identified by Company, be combined on a single order to increase average order size used in Company's Freight Shipping Guidelines.

**12. CLAIMS.** All claims must be submitted in writing to Company as follows: (i) All claims for prices must be submitted within thirty (30) days from the date of invoice; (ii) All claims regarding Deliverable quantity or incorrect orders must be submitted within ten (10) days from the date of delivery; (iii) All claims for damage to Deliverables (while in the care, custody, and control of Company) must be submitted within thirty (30) days from the date of invoice; (iv) All claims for loss or damage to Deliverables while in the care, custody, and/or control of a carrier will be the responsibility of Customer, unless otherwise agreed by the parties.

**13. PRODUCT CHANGES.** Company's product policy is one of ongoing update and revision, and accordingly, Company reserves the right to change, without notice, the design of, or the process of manufacturing, the Deliverables covered by this Agreement.

**14. PRODUCT USAGE LIMITATION.** Customer agrees: (i) not to sell or use a Deliverable in any manner contrary to the manner in which the Deliverable is intended to be used; and/or (ii) not to modify the design of any Deliverable for use with another product without the prior written consent of Company.

**15. PRODUCT RETURNS.** Unless otherwise agreed by the parties in writing, Deliverables that are correctly furnished by Company per the purchase order may not be returned unless Customer receives written authorization from Company. If returns are authorized by Company, a return merchandise authorization ("RMA") number must be provided by Company. Deliverables identified under such RMA must be returned to Company within 90 days of issuance of the RMA. Such RMA number and any accompanying RMA documents, the original invoice number, and a written explanation for the return must be included with the returned Deliverables in order for Company to inspect and approve a credit for the return. **For warranty returns,** a credit in the amount of the original purchase price will only be issued if, after Company's receipt and inspection of the returned Deliverables, Company confirms, in its sole discretion, the defect is valid and approves the return. **For non-warranty returns/convenience returns,** in the event Company approves such a return, in its sole discretion, the following shall apply: (a) the total amount of Deliverables requested to be returned shall be a minimum of \$250.00; (b) a credit will be made to Customer's account in the amount of the original purchase price less freight and a handling charge of 45% of the net material on the original invoice; and (c) only Deliverables that are new, current, standard, non-obsolete, non-specially manufactured, unused, in their original condition as at the time of sale by Company to Customer, in their original packaging and in Customer's inventory less than 180 days from the date of shipment by the Company, and not ordered as part of a master key solution may be considered by Company for return. Such credit will only be issued if, after Company's receipt and inspection of Deliverables, Company approves the return. The amount of final credit will be determined upon receipt at the factory and following Company's inspection and analysis of the condition of the returned material. Company retains the right to deny credit to anyone for any reason.

**16. CONFIDENTIAL INFORMATION.**

- a. **Non-Use And Non-Disclosure.** Customer shall not use the Confidential Information of the Company except for the purpose of performing its obligations under this Agreement or exercising the rights granted herein (the "Purpose"). Customer shall protect Confidential Information of the Company from disclosure and unauthorized use in the same manner that it protects its own Confidential Information, but in no event shall such standard of care be less than reasonable care. Customer may disclose Confidential Information of the Company only to its employees who require such information for the Purpose and who are subject to confidentiality obligations at least as protective as those set forth herein.
- b. **Proprietary Information and Advice.** (a) All designs, data, and specifications provided by Company are proprietary and may not be disclosed or reused by Customer without the prior written consent of Company; (b) Company assumes no obligation or liability for any advice given by Company, the results obtained, or damages incurred as a result of such advice, and all such advice is given and accepted at Customer's risk.
- c. **Return.** Upon the termination or expiration of a purchase order or this Agreement or upon the request of the Company, the Customer agrees to end all further use of, to immediately return to the Company the original version of, and to delete or destroy all copies of, any and all Confidential Information of the Company.

**17. TRADEMARKS.** Except as agreed to by Company in writing, Customer agrees not to (a) use Company's name in any form of publicity; or (b) use, create, register or market, directly or indirectly, in whole or in part, Company's names, logos, brands, or any other trademarks, or names that are now or may hereafter be owned by Company, as part of Customer's corporate or business name, as part of an internet domain name, uniform resource locator (URL), or in any way connected with Customer's business, trade address or other designations. Upon termination of this Agreement or upon the request of company for any reason, any use of Company's trademarks or names will be immediately discontinued.

**18. LIMITED WARRANTY.**

**COMPANY MAKES NO OTHER WARRANTIES EXCEPT THOSE STATED IN COMPANY'S LIMITED WARRANTY IN EFFECT ON THE DATE COMPANY ACCEPTS EACH APPLICABLE PURCHASE ORDER ("LIMITED WARRANTY"). THE LIMITED WARRANTY MAY BE FOUND IN THE APPLICABLE PRICE BOOK AND ON THE ALLEGION CUSTOMER WEBSITE, WHICH TERMS ARE EXPRESSLY INCORPORATED HEREIN BY REFERENCE. COMPANY WILL MAIL CUSTOMER A HARD COPY OF THIS WARRANTY UPON CUSTOMER'S WRITTEN REQUEST. IN THE EVENT THAT CERTAIN DELIVERABLE WARRANTIES ARE NOT FURNISHED BY THE COMPANY TO CUSTOMER, COMPANY WARRANTS ONLY TO CUSTOMER THAT THE DELIVERABLES WILL BE FREE FROM DEFECTS IN MATERIAL AND WORKMANSHIP FOR A PERIOD OF 12 MONTHS FROM THE DATE OF SHIPMENT OF THE DELIVERABLES. COMPANY'S SOLE OBLIGATION UNDER THIS WARRANTY IS LIMITED TO REPAIRING OR REPLACING, AT COMPANY'S OPTION, THE DEFECTIVE DELIVERABLE, PROVIDED WRITTEN NOTICE OF THE DEFECT OR NONCONFORMANCE IS PROVIDED BY CUSTOMER WITHIN 30 DAYS OF DISCOVERY OF THE DEFECT OR NONCONFORMANCE. COMPANY DISCLAIMS ALL OTHER WARRANTIES, EXPRESS OR IMPLIED, WITH RESPECT TO THE DELIVERABLES, INCLUDING BUT NOT LIMITED TO, ANY IMPLIED WARRANTIES OF NON-INFRINGEMENT, MERCHANTABILITY, OR FITNESS FOR A PARTICULAR PURPOSE.**

a. **Exclusions.** The provisions of this Limited Warranty do not apply to Deliverables that: (A) are not the proper size for the application; (B) are not installed in accordance with Company's published installation instructions; (C) are installed with improper or incorrect parts and/or are used for purposes for which they are not designed or intended; (D) have been repaired or altered without the Company's prior written consent; (E) have been subjected to misuse, abuse, negligence or accident; (F) have been improperly stored, installed, maintained or operated; (G) have been used in violation of written instructions provided by Company to Customer; (H) have been subjected to improper temperature, humidity, or other environmental conditions, or (I) have been affected by normal wear and tear. In addition, the provisions of this Limited Warranty do not apply to any defects or issues with the design or performance of equipment or products not manufactured by Company, nor does it apply to any code compliance or permit requirements for the assembly, installation, erection or construction of any goods. Company is not responsible for loss or damage resulting from use of Deliverables in conjunction with parts or systems not manufactured by Company. Accessories or products furnished by the Company, but manufactured by others, shall carry whatever warranty the manufacturers have conveyed to the Company and which can be passed to Customer.

b. **Services.** Company warrants that its services will be free from defects in material and workmanship for a period of 12 months from the date of completion of the particular items of service. Company's sole obligation under this service warranty is limited to repair or reperformance, at its option of the service, provided however, if repair or reperformance is either impractical or impossible, the Company will refund to Customer that portion of the price paid to Company for any defective service, provided written notice of the defect or nonconformance is provided by Customer within 30 days of discovery of the nonconformance.

c. **Notification.** Customer agrees to immediately notify Company in writing if any claim is made against Customer for any damages caused by any modules, parts, products, service or other Deliverables which may be the direct result of any defect in the manufacture of such aforementioned products. Customer agrees to cooperate with Company and its counsel in the defense of such claim and Customer agrees not to settle such claim without Company's written consent. If Customer fails to notify Company of such claim or fails to cooperate in such defense as aforesaid, then Company shall be discharged from any obligations under this Section and shall have no further liability to Customer.

d. **Exceptions.** The following costs and expenses are not covered by the provisions of these limited warranties: (i) labor costs for the removal and reinstallation of Deliverables or other manufacturer's products; (ii) shipping and freight expenses required to return Deliverables to Company; (iii) normal maintenance; and (iv) economic losses. In addition, the provisions of this warranty are not applicable to anything other than defects in Company's material (products only) or workmanship.

**19. LIMITATION OF REMEDIES.**

**CUSTOMER'S EXCLUSIVE AND SOLE REMEDY ON ACCOUNT OF, OR IN RESPECT OF, THE FURNISHING OF NON-CONFORMING DELIVERABLES, SHALL BE TO (A) SECURE REPAIR OR REPLACEMENT OF THE PRODUCTS; OR (B) SECURE REPAIR OR RE-PERFORMANCE OF THE SERVICES OR TO OBTAIN A REFUND OF THE PRICE PAID FOR THE DEFECTIVE SERVICE, ALL AT COMPANY'S OPTION. IN NO EVENT WILL THE COMPANY'S MAXIMUM LIABILITY EXCEED THE SELLING PRICE FOR THE DELIVERABLE. THE WARRANTY, OBLIGATIONS AND LIABILITIES OF COMPANY (INCLUDING ITS SUPPLIERS) AND THE RIGHTS AND REMEDIES OF CUSTOMER ARE EXCLUSIVE AND ARE IN LIEU OF AND CUSTOMER HEREBY WAIVES AND RELEASES ALL OTHER WARRANTIES, OBLIGATIONS, REPRESENTATIONS OR LIABILITIES EXPRESS OR IMPLIED ARISING BY LAW, IN CONTRACT, TORT (INCLUDING NEGLIGENCE OR STRICT LIABILITY) OR OTHERWISE, INCLUDING BUT NOT LIMITED TO (I) ANY IMPLIED WARRANTY OF MERCHANTABILITY OR FITNESS FOR A PARTICULAR PURPOSE OR ANY WARRANTY IMPLIED THROUGH COURSE OF PERFORMANCE, COURSE OF DEALING, OR USAGE OF TRADE OR (II) CLAIMS ARISING OUT OF THE NEGLIGENCE OF COMPANY OR COMPANY'S SUPPLIERS OR (III) ANY OTHER CLAIM ARISING OUT OF, CONNECTED WITH, OR RESULTING FROM THE PERFORMANCE OF COMPANY OR FROM THE DESIGN, MANUFACTURE, SALE, REPAIR, LEASE OR USE OF THE DELIVERABLE, OR ANY COMPONENT THEREOF, DELIVERED OR RENDERED HEREUNDER OR OTHERWISE.**

**20. INDEMNIFICATION AND LIMITATION OF LIABILITY.** a. Customer shall indemnify, defend and hold Company, and its officers, directors, employees, customers, Affiliates, suppliers, users and agents, (collectively the "Indemnitees") harmless from and against any and all damages, claims, losses, expenses, costs, obligations, liabilities, including without limiting the generality of the foregoing, liabilities for court costs and attorneys' fees, suffered directly or indirectly by an Indemnitee by reason of, or arising out of any injury, death or loss to any person, or injury to any property (collectively, "Damages"), received or sustained by any person(s) or property, arising out of, occasioned by, attributable or related to (i) any breach of any representation or warranty made by Customer, its officers, directors, employees, affiliates, users, agents, representatives or customers to Company or any third party, (ii) any failure by

# Terms and Conditions

Customer to perform or fulfill any of its covenants, acts and/or omissions to Company or to any third party, or (iii) any litigation, proceeding or claim by any third party relating in any way to the obligations of Customer and/or the Deliverables sold by Company to Customer hereunder. Customer shall not consummate any settlement of any indemnified claim without the Indemnitees' prior written consent. Customer's obligation to indemnify Indemnitees will continue in full force and effect notwithstanding the termination or expiration of any order under this Agreement. In any claim against an Indemnitee by an employee of Customer or any subcontractor or anyone directly or indirectly employed by any of them or anyone for whose acts they may be liable, the indemnification obligations set forth in this Section shall not be limited in any way by or for Customer or any subcontractor under any applicable worker's compensation act, disability or other employee benefit act, or insurance coverage. This provision shall survive termination of any order or Agreement. **IN NO EVENT WILL COMPANY, ITS OFFICERS, DIRECTORS, EMPLOYEES, CUSTOMERS, AFFILIATES, USERS AND AGENTS, (NOR COMPANY'S SUPPLIERS) BE LIABLE FOR ANY INCIDENTAL, CONSEQUENTIAL, INDIRECT, SPECIAL, OR PUNITIVE DAMAGES OF ANY KIND OR NATURE UNDER ANY CIRCUMSTANCES INCLUDING, BUT NOT LIMITED TO, LOSS OF USE OF THE PRODUCTS, SERVICE INTERRUPTION, LOSS OF PROFITS, LOSS OF REVENUE, LOSS OF INTEREST, LOST GOODWILL, LOSS OF DATA, WORK STOPPAGE, IMPAIRMENT OF OTHER GOODS, LOSS BY REASON OF SHUTDOWN OR NON-OPERATION, INCREASED EXPENSES OF OPERATION, OR CLAIMS OF CUSTOMER'S CUSTOMERS, OR ANY OTHER LOSSES OR DAMAGES ARISING OUT OF ANY LACK OR LOSS OF USE OF THE DELIVERABLES WHETHER BASED ON CONTRACT, WARRANTY, TORT (INCLUDING, BUT NOT LIMITED TO, STRICT LIABILITY OR NEGLIGENCE), PATENT INFRINGEMENT, OR OTHERWISE, EVEN IF ADVISED OF THE POSSIBILITY OF SUCH DAMAGES.**

b) **INTELLECTUAL PROPERTY INDEMNITY.** Company makes no representation or warranty to the Customer that the Deliverables shall not infringe any intellectual property rights including, without limitations, claims arising from patent, copyright, trademark, trade secret, or other intellectual property infringement. Customer agrees to hold Company harmless from and defend the Company against any such claim of intellectual property infringement, including any Damages resulting from that claim, the cost of complying with any preliminary or permanent injunction, and all other costs of defense (including the attorneys' fees and costs), in connection with the foregoing.

c) To the extent that applicable law does not permit any limitations set out in this Agreement, such limitation shall not be applied or invoked. Nothing in this Agreement will be interpreted to disclaim liability of Company or the Indemnitees for gross negligence or willful misconduct. The limitations of remedy and liability herein shall not be interpreted to affect Company's obligations, if any, for claims for (i) property damage, (ii) personal injury, or (iii) wrongful death asserted by persons who are not parties to or beneficiaries of this Agreement. Further, the limitations of remedy and liability herein shall not be interpreted to limit Company's or Customer's right, if permitted by applicable law, to assert a claim for contribution among joint tortfeasors in connection with a claim by a person who is not a party to this Agreement.

**21. CERTIFICATIONS.** Certification of Deliverables for compliance with UL and ANSI standards are tested and performed by third-party independent laboratories. Any field modification or alteration of certified Deliverables will void certification and Company is not liable to Customer to certify any modified or altered Deliverable.

**22. TERM FOR CLAIMS. NO ACTION ARISING OUT OF ANY CLAIMED BREACH OF THIS AGREEMENT BY COMPANY MAY BE BROUGHT BY CUSTOMER MORE THAN ONE (1) YEAR AFTER THE CAUSE OF ACTION HAS ARISEN.**

**23. CONSUMER PRODUCTS WITH RESPECT TO "CONSUMER PRODUCTS" AS DEFINED UNDER THE MAGNUSON-MOSS WARRANTY ACT ("MMWA"), THE FOLLOWING STATEMENTS ARE MADE. (A) SOME STATES OR LOCAL LAWS DO NOT ALLOW LIMITATIONS ON HOW LONG AN IMPLIED WARRANTY LASTS, SO THE ABOVE LIMITATION MAY NOT APPLY TO YOU; (B) IF ANY IMPLIED WARRANTY IS PROVIDED UNDER THE MMWA, IT IS LIMITED TO THE DURATION OF THE WARRANTY PROVIDED IN SECTION 18 ABOVE. (C) SOME STATES OR LOCAL LAWS DO NOT ALLOW THE EXCLUSION OR LIMITATION OF INCIDENTAL OR CONSEQUENTIAL DAMAGES, SO THE ABOVE LIMITATION OR EXCLUSION MAY NOT APPLY TO YOU; AND (D) THIS WARRANTY GIVES YOU SPECIFIC LEGAL RIGHTS AND YOU MAY ALSO HAVE OTHER RIGHTS WHICH VARY FROM STATE TO STATE OR LOCATION TO LOCATION.**

**24. FORCE MAJEURE/EXCUSABLE DELAY.** Any delay or failure of Company to perform its obligations hereunder will be excused to the extent that it is caused by an event or occurrence beyond Company's control such as, by way of example and not by way of limitation, acts of God, acts by any governmental authority (whether valid or invalid), governmental laws and regulations not presently in effect, fires, floods, windstorms, explosions, riots, natural disasters, wars, sabotage, accidents, labor problems (including, without limitation, lockouts, strikes, and slowdowns) at Company's facility, its source plant or their suppliers, inability to obtain power, material, labor equipment, or transportation, or court injunction or order. The delivery date will be extended for a time equal to that of the delay and the schedule for Company's performance will be deemed adjusted to that effect.

**25. ENTIRE AGREEMENT AND AMENDMENT.** This Agreement, together with the attachments, exhibits, webpages, or supplements specifically referenced and incorporated herein, constitute the entire agreement between Company and Customer with respect to the matters contained herein and supersede all previous communications, representations, or agreements, either oral or written between Company and Customer. No agreement or understanding varying or expanding this Agreement will be binding upon either party unless it is in writing and signed by a duly authorized representative of each party hereto.

**26. CONFLICTS.** In the event of any conflict or inconsistency between the terms of any agreement, or any part of an agreement or the various documents (including, but not limited to, electronic documents) between Company and Customer, unless the parties agree otherwise in writing, the various components of the agreements shall be given the following precedence (in descending order of precedence): a) any master agreement or long term agreement between Company and Customer; b) any specific terms, conditions and/or warranties of the individual products or Deliverables; c) the terms and conditions of this Agreement, and d) any purchase order.

**27. UNSATISFACTORY CREDIT/TERMINATION FOR INSOLVENCY OR DEFAULT.** Customer shall furnish Company with statements evidencing Customer's financial condition as Company may, from time to time, reasonably request, and shall notify Company immediately of any and all events that may have a material adverse effect on Customer's business or financial

condition. If Company determines, in its sole discretion, that Customer's financial condition or creditworthiness is inadequate or unsatisfactory, then in addition to Company's other rights, Company may without liability or penalty, take any of the following actions: (i) modify the payment terms for any outstanding and/or future purchases; (ii) cancel any previously accepted orders; (iii) delay any further shipment of Deliverables to Customer; or (iv) any combination of the above.

Company may immediately terminate an order from Customer by giving written notice to Customer in the event of the happening of any of the following or any other comparable event: (i) insolvency of the Customer; (ii) filing of a petition in bankruptcy by or against the Customer; (iii) appointment of a receiver or trustee for the Customer; (iv) execution of an assignment for the benefit of creditors by the Customer, all of which will allow Company to demand reclamation of all affected orders; (v) Customer ceases or threatens to cease to trade; (vi) Company determines that Customer does not meet or no longer meets the credit requirements of Company or Customer's credit account is closed; (vii) any Customer violation of law, specifically including, without limitation, those laws set forth in this Agreement.

In the event of termination in accordance with this section, Company will not be obligated to accept any existing or additional orders from Customer and Company will be released from its obligation to deliver under orders accepted prior to such termination. The rejection or termination of any order by Company will not entitle Customer to any termination or severance compensation, or to any payment in respect to any goodwill established by Customer, or render Company liable for damages on account of the loss of prospective profits, or on account of any loss, expenditure, investment or obligation incurred or made by Customer.

No action taken under this Section 27 by Company (nor any failure of Company to act under this Section 27) will constitute a waiver by Company of any of its rights to enforce Customer's obligations, including the obligation of Customer to make payments as required under this Agreement. Upon termination of any order, all amounts owed by Customer to Company will become immediately due and payable, whether or not otherwise then due or payable.

**28. CREDIT RISK ON RESALE OF DELIVERABLES.** Customer is responsible for all credit risks with respect to, and for collecting payment for, all Deliverables sold to third parties (including End Users, installers, and/or general contractors) whether or not Customer has made full payment to Company for such Deliverables. The inability of Customer to collect payment for any Deliverable shall not affect Customer's obligation to pay Company for any Deliverable.

**29. GOVERNING LAW; VENUE; AND EXPENSES.** Any dispute or claim relating to this Agreement shall be governed by and construed according to the laws of the State of Indiana (excluding its conflict of laws principles); and not by the provisions of the 1980 United Nations Convention on the International Sale of Goods. Any disputes or claims shall be instituted and maintained in the courts of the State of Indiana. Customer consents to the exercise of jurisdiction over it by such courts and agrees that Indiana is not an inconvenient forum for any action arising from or relating to this Agreement. Customer agrees to pay for all expenses (including, but not limited to, collection costs, court costs and attorneys' fees) incurred by Company in enforcing the obligations of Customer under this Agreement.

**30. RELATIONSHIP OF THE PARTIES.** Nothing in this Agreement or any other document creates an employment, partnership, joint venture, or agency relationship between Company and Customer, including that of franchisee/franchisor. No party will have any power or authority to enter into any commitment on behalf of or otherwise bind the any other party on any matter. No employee of Customer will be deemed to be an employee of Company. If any provision of this Agreement is deemed to create a franchise relationship or business opportunity between the Parties, then Company may terminate any purchase order or this Agreement or the Parties shall negotiate in good faith to modify this Agreement so as to effect the original intent of the Parties as closely as possible in a mutually acceptable manner in order that the transactions contemplated hereby are consummated as a reseller agreement and not a franchise or business opportunity agreement.

**31. SETOFF.** Customer does not have the right to setoff or to back charge against any amounts which become payable to Company under this Agreement or otherwise. Company will not accept responsibility for backcharges for the cost of material or labor by Customer or any third party.

**32. ELECTRONIC COMMUNICATIONS AND ELECTRONIC SIGNATURES.** Both parties expressly agree to electronic transactions and acknowledge that documents they sign electronically will bind them to the same extent as a paper signature. Customer represents and warrants to Company that only employees authorized to bind Customer legally shall electronically sign any document under this Agreement. Customer shall comply with any method of electronic communication/payment processing specified by Company, including electronic funds transfer, pay-on-receipt processes/systems, order transmission, releases, electronic signature, and electronic communication systems, including, without limitation, the use of electronic data interchange ("EDI") portals. Notwithstanding the foregoing, e-mails, even those containing a signature block of one of Company's representatives, shall not constitute a signed writing.

### **33. COMPLIANCE WITH APPLICABLE LAWS.**

a. General. Company and Customer will comply with all applicable federal, state and municipal laws, regulations, codes, ordinances and orders that pertain to the Deliverables, including but not limited to full compliance with any applicable provisions of The Health Insurance Portability and Accountability Act. Where the Customer is located outside the United States, or where the customer intends to ship the product outside the United States, the Customer shall be responsible for compliance with all U.S. export laws, and for filing all U.S. Electronic Export Information, as applicable.

b. The Customer acknowledges and agrees that: (i) it shall not violate applicable laws and regulations in performing its duties under this Agreement; (ii) it does not and shall not engage in any conduct that shall violate any applicable anti-bribery or anti-corruption laws or regulations; (iii) it (and its owners, officers, directors, employees and agents) shall not pay, offer, promise or authorize the payment of, either directly or indirectly, anything of value (including but not limited to cash, gifts and entertainment) to (a) any government official or employee of any government; (b) any official or employee of any department, agency, or instrumentality of a government; (c) any employee of any corporation or entity owned or controlled by a government; (d) any family member of such officials or employees; (e) any political party, party official, or political candidate; or (f) any other persons, owners, officers, directors, employees and agents of any corporation or entity; to improperly or illegally assist in obtaining or retaining business (including but not limited to any contracts, avoidance of duties or reduction of tariffs, reduction of taxes or

to obtain money owed, or to obtain regulatory approval) or for the purpose of causing, soliciting or inducing the sale and purchase of the Deliverables by any party, and (iv) it has full knowledge of and will comply with the Company's Code of Conduct for Business Partners as set forth on the Allegion customer website. **WHICH IS HEREBY INCORPORATED BY REFERENCE.**

c. The Customer shall indemnify and hold the Company harmless from any claim, demand, expense or cost arising from any breach of this Article.

d. The Customer shall permit the Company to conduct an audit or review of the Customer's financial books and records and business operations at such other times that the Company considers it necessary to confirm compliance with this provision. Such audit may be conducted by representatives of the Company or, at the Company's sole discretion, by a certified public accounting firm selected by the Company. The Customer shall cooperate with any inquiries from the Company's Ethics & Compliance Group.

e. A violation of this provision constitutes a material breach of this Agreement and the Company may terminate any purchase order or this Agreement immediately, with no opportunity to cure, in accordance with Section 27 of this Agreement.

f. Notwithstanding the foregoing provisions of this Section 33, (i) Company is not responsible for obtaining or maintaining any permits for the performance of services or the verification or compliance with any code requirements relative to the performance of services, (ii) to the extent any sale of Deliverables pursuant to this Agreement may require approval of the U.S. Government, Company's obligations under this Agreement are conditioned upon the grant of such approval and upon compliance by Customer with any restrictions imposed by the U.S. Government in connection with such approval, and (iii) in the event the Deliverables are to be used in a nuclear facility, the Customer shall, prior to such use, arrange for insurance or governmental indemnity protecting Company against liability. The Customer hereby releases and agrees to indemnify Company and its suppliers for any nuclear damage including, but not limited to, loss of use, in any manner arising out of the nuclear incident, whether alleged to be due, in whole or in part by Company or its suppliers.

g. **No Inducements.** Each party represents to each other that neither it nor any person acting on its behalf has, in contravention of any applicable law, given or offered to give or will give or offer to give, any sum of money or other material consideration to any person, directly or indirectly, as an inducement to obtain business hereunder or to influence the granting of licenses or other governmental permissions to enter into this Agreement or perform obligations hereunder.

h. **Equal Employment Opportunity.** Company is a U.S. federal contractor that complies with Executive Order 11246, as amended, and applicable regulations in 41 CFR Parts 60-1 through 60-60, 29 U.S.C. § 793 and applicable regulations in 41 CFR § 60-74; and 38 U.S.C. § 4212 and applicable regulations in 41 CFR Part 60-250 and 60-300. **THE FOLLOWING PROVISIONS ARE INCORPORATED HEREIN BY REFERENCE:** Executive Order 11246, as amended by Executive Order 13672, and 41 CFR § 60-4.3(a); Executive Order 11701 and 41 CFR §§ 60-250.5(a), 60-300.5; Executive Order 11758 and 41 CFR § 60-741.5(a); U.S. immigration laws, including the L-1 Visa Reform Act of 2004 and the H-1B Visa Reform Act of 2004; and Executive Order 13496.

i. **Ethical Business Conduct.** Customer shall adopt and comply with Company's Business Partner Code of Conduct which is **EXPRESSLY INCORPORATED HEREIN BY REFERENCE.**

**34. REPRESENTATIONS AND WARRANTIES.** Customer represents, warrants and covenants to Company that: (a) it has the right, power, and authority to enter into this Agreement and fully perform its obligations hereunder; (b) it has all necessary rights in and to its respective Content and Marks for use within the scope of this Agreement, including the licenses granted herein; and (c) it complies, and at all times shall comply, with all laws, rules, and regulations in effect that are applicable to its performance under this Agreement, including obtaining all such approvals and/or permits as may be required hereunder.

**35. NO THIRD-PARTY BENEFICIARY.** Each party is entering into this Agreement solely based on the representations contained herein for its own purposes and not for the benefit of any third party.

**36. NOTICES AND CHANGE OF ADDRESS.** All notices or other communications under this Agreement shall be in writing and delivered in person, or sent by receipted courier, express mail, e-mail, or postage prepaid certified or registered mail, addressed to the party for whom it is intended, at the addresses set forth in this Agreement. Either party may change its address for notice by giving written notice to the other party. Any notice or other communication shall be deemed given no later than the date actually received. Notice by courier, express mail, certified mail, or registered mail shall be deemed given on the date it is officially recorded as delivered and, in the absence of such record of delivery, it shall be rebuttably presumed to have been delivered on the third Business Day after it was deposited. Notices sent by e-mail require tangible confirmation of receipt from addressee.

**37. ASSIGNMENT.** Customer may not assign this Agreement without the prior written consent of Company. Company may assign its rights and delegate its duties under this Agreement, without the prior consent of Customer, to an Affiliate, or to a third party in the event of a spin-off, merger, business combination, consolidation or sale of all, or substantially all, of its assets or business that are related to this Agreement. The rights and duties in this Agreement shall bind and inure to the benefit of any such assignee.

**38. SEVERABILITY.** If any provision of this Agreement is held to be invalid, illegal, or unenforceable under any statute, regulation, ordinance, executive order, or other rule of law, that provision will be deemed severed to the extent necessary to comply with such statute, regulation, ordinance, order, or rule. In the event such provision is deemed severed, the parties will negotiate in good faith to arrive at an alternative arrangement approximating the original business objective of the parties. The remaining terms and conditions of this Agreement will remain in effect.

**39. NO IMPLIED WAIVER.** The failure of either party at any time to require performance by the other party of any provision of this Agreement will in no way affect the right to require such performance at any time thereafter, nor will the waiver of either party of a breach of any provision of this Agreement constitute a waiver of any succeeding breach of the same or any other provision.

**40. MISCELLANEOUS.** (a) This Agreement does not make either party the agent or legal representative of the other party. Neither party is authorized to create any obligation on behalf of the other party including, but not limited to, the obligation for payment of any service or warranty obligation hereunder; (b) The rights and remedies herein reserved to Company are cumulative and additional to any other rights and remedies provided at law or equity; (c) The official text of this Agreement is in the English language. If this Agreement is translated into another language, the English text will govern any question with respect to interpretation;

(d) The headings in this Agreement are for convenience of reference only and do not affect the meaning of this Agreement in any manner.

## DEFINITIONS.

Capitalized terms have the meanings set forth in this Section, or in the Section in which they first appear in this Agreement.

**"Agreement"** means these Allegion Terms and Conditions of Sale and Service, together with any applicable Country Supplement or Region Supplement provided by Company, and all of the documents referenced herein or therein.

**"Affiliate"** means any Person that directly or indirectly, through one or more intermediaries, controls, is controlled by, or is under common control with, the Company. The term "control" (including the terms "controlled by" and "under common control with") means the possession, directly or indirectly, of the power to direct or cause the direction of the management and policies of a Person, whether through the ownership of voting securities, by contract or otherwise.

**"Business Day"** means any day except Saturday, Sunday or any other day on which commercial banks located in the United States are authorized or required by Law to be closed for business.

**"Company"** means Schlage Lock Company, LLC or any subsidiary or affiliate thereof selling products that are part of the Allegion product portfolio. Schlage Lock Company and/or its subsidiary or affiliates will be severally but not jointly liable under the Agreement.

**"Company Marks"** refers to the Marks of Company.

**"Confidential Information"** shall mean any and all information provided by either party to the other party pertaining to the disclosing party's business. Confidential Information shall include, but not be limited to, any bidding lists, formulae for products, manufacturing processes, production techniques, packaging processes, methods, research materials, ideas, marketing plans and related materials, quality standards, test results and data, apparatus, engineering drawings, contract documents, computer software, hardware, or firmware, business activities information such as financial information, reports, projections, books and records, customer and supplier information, and operations, customer and supplier lists and data, specifications, know how, and other Proprietary Information or Trade Secrets (as defined herein) that either party may furnish to the other party. Confidential Information shall not include information that: (a) is or becomes publicly known if such public knowledge or disclosure is not the result of any act or failure to act on the part of the receiving party; (b) is, at the time of disclosure, already known to the Receiving Party without utilizing the Confidential Information; (c) is information disclosed to the Receiving Party by a third party which is not to the Receiving Party's knowledge, after inquiry of the third party, under a duty of confidentiality to the Disclosing Party; or (d) is independently developed by the Receiving Party without the use of Confidential Information. The Receiving Party shall have the burden of proof as to prior knowledge and absence of breach. Confidential Information may be furnished in any tangible or intangible form including, but not limited to, writings, drawings, computer and other electronic media, logic diagrams, component specifications, graphs, prototypes, samples, or verbal communications and regardless of whether such information is marked or designated as "confidential." For the avoidance of doubt, all information, knowledge or data disclosed by Company to Customer, regardless of whether disclosed in written, tangible, oral, visual or other form, including, without limitation, sample products, equipment, software, or other objects or material, provided by Company to Customer, and all information, knowledge or data which was obtained by Customer from visits to Company's facilities, shall be considered "Confidential Information" under this Agreement.

**"Content"** means all information (including without limitation any text, music, sound, photographs, video, graphics, data or software), in any medium, on a particular Company Web page or Website or in Marketing Materials.

**"Customer"** means the purchaser of Deliverables from Company.

**"Deliverables"** means any good or service or both purchased by Customer from Company under these General Terms and Conditions of Sale and Service.

**"End Users"** means the purchaser that (a) has acquired a Deliverable from Customer for (i) its own and its Affiliate's/Affiliates' internal use and not for resale, remarketing or distribution or (ii) incorporation into its own products and (b) is an individual or entity, other than any federal, state or local agency, office or division.

**"IP"** means all intellectual property and industrial property rights comprising or relating to/ of the following: (a) Patents; (b) Trademarks; (c) internet domain names, whether or not Trademarks, registered by any authorized private registrar or Governmental Authority, web addresses, web pages, website and URLs; (d) works of authorship, expressions, designs and design registrations, whether or not copyrightable, including copyrights and copyrightable works, software and firmware, application programming interfaces, architecture, files, records, schematics, data, data files, and databases and other specifications and documentation; (e) Trade Secrets; and (f) all other intellectual property and industrial property rights, and all rights, interests and protections that are associated with, equivalent or similar to, or required for the exercise of, any of the foregoing, however arising, in each case whether registered or unregistered and including all registrations and applications for, and renewals or extensions of, such rights or forms of protection pursuant to the Laws of any jurisdiction throughout in any part of the world.

**"Marketing Materials"** means all marketing brochures, buckslips, pamphlets, emails, text, call scripts or other material, whether in printed format, audio or audiovisual format, or in any other format, that contain any (i) Content relating to the Company Deliverables or (ii) Company Marks.

**"Marks"** means collectively the domain names, trademarks, trade names, service marks, trade dress, logos, and the like used or provided by either party for use in connection with this Agreement.

**"Patents"** means all patents (including all reissues, divisionals, provisionals, continuations and continuations-in-part, re-examinations, renewals, substitutions and extensions thereof), patent applications, and other patent rights and any other Governmental Authority-issued indicia of invention ownership (including inventor's certificates, petty patents and patent utility models).

**"Person"** means a person or entity.

**"Price Books"** mean Company's current Price Book in effect for the applicable Deliverable being purchased by Customer.

**"Trade Secrets"** means and includes business or technical information of either party, including processes, formulas, devices, techniques, compilations and other material that a party attempts to maintain in secret and that derive commercial value for such party from not being generally known to the public or readily ascertainable through independent development or reverse engineering.

Schlage Control™ Smart Interconnect Locks



FE410 with Greenwich trim with Broadway Lever



FE410 with Addison trim with Accent Lever

Standard Features

- Keyless, no cylinder design — 100% bump and pick-proof
- Modern credentials — smart credential and/or phone as key
- Wireless freedom — control and program by phone
- Up to 500 users per lock
- Audit trail reports up to 1,000 events
- Fits standard door prep
- 1.5-year battery life
- Full suiting with Schlage mechanical locks
- Single motion egress
- ADA compliant design
- Uses ENGAGE™ Technology
- See page 27 for information on the MT20W Credential Enrollment Reader



Specifications

**Latch:** 1" x 2 1/4" square and round corner faceplate (square corner standard, round corner included in package) 1" edge bore required

**Strikes:** 1 1/8" x 2 3/4", square corner, no box, latch strike

**Backset:** Adjustable backset, fits 2-3/8" to 2 3/4" backsets

**Door Range:** 1 3/8" to 1 3/4" (thick door kit available - up 2")

**Battery:** 4-AA batteries included, (If loss of battery power occurs, a 9V battery can be used to jump start the lock and provide access with an assigned credential.)

**Construction:** All-metal chassis and escutcheons

**Bore:** 2 1/8"

**Credentials:** Supports aptiQ MIFARE classic, aptiQ DESFire EV1 (sold separately). Please refer to the Credential Section of the Allegion Electronic Security Price Book.

**Stile Width:** Minimum 4 1/2" stile for 2 3/8" backset, minimum 5" stile for 2 3/4"

**Return to Door:** Saturn (SAT), Neptune (NEP), Boardwalk (BRK) and Longitude (LON) are return to door code compliant

**Center to Center:** Fits 4" or 5 1/2" center to center door preps -orderable options (Please specify when ordering)

**Certifications:** 90-minute UL Listed A 156.36 Grade 2 ANSI/BHMA certified; Canada UL 20-minute wood door rated. Approved for use where the exterior escutcheon only is exposed to the outdoors.

FINISH CODES & DESCRIPTIONS\*

<b>619</b>	<b>622</b>	<b>625</b>	<b>626</b>	<b>716</b>
Satin Nickel (US15)	Matte Black (US19)	Bright Chrome (US26)	Satin Chrome (US26D)	Aged Bronze (643e)

\* Non-Standard finishes are not available. Available in split finish and/or split lever options for no additional charge.

1. Select Lock Model

Part No.	Description	Price (ea.)
FE410F	Schlage Control Smart Interconnect, UL Listed, 90 minutes	\$659.00

2. Select Design Style

Style/Description	Price (ea.)
(ADD) Addison	n/c
(GRW) Greenwich	n/c

3. Select Interconnect Type

Style	Description	Price (ea.)
4"	For doors with 4" bore hole spacing (40)	n/c
5-1/2"	For doors with 5 1/2" bore hole spacing (55)	n/c



**4. Design - Select Lever Style And Finish**

Style / Description	619 - Satin Nickel	622 - Matte Black	625 - Bright Chrome	626 - Satin Chrome	716 - Aged Bronze
ACC / Accent	n/c	n/c	n/c	n/c	n/c
VLA / Avila	n/c	Not Available	n/c	n/c	n/c
BIR / Birmingham	n/c	Not Available	n/c	Not Available	n/c
BRW / Broadway	n/c	n/c	n/c	n/c	n/c
BRK / Boardwalk	n/c	n/c	n/c	n/c	n/c
ELA / Elan	n/c	n/c	n/c	n/c	n/c
JAZ / Jazz	n/c	n/c	n/c	n/c	n/c
JUP / Jupiter	n/c	n/c	n/c	n/c	n/c
LAT / Latitude	n/c	n/c	n/c	n/c	n/c
LON / Longitude	n/c	n/c	n/c	n/c	n/c
MNH / Manhattan	n/c	Not Available	n/c	n/c	Not Available
NEP / Neptune	n/c	n/c	n/c	n/c	n/c
NBK / Northbrook	n/c	Not Available	Not Available	Not Available	Not Available
SAC / Sacramento	n/c	Not Available	n/c	n/c	n/c
SAT / Saturn	n/c	n/c	n/c	n/c	n/c

**Latch**

Part No.	Description	Price (ea.)
12-356	Combo latch, Dual option (sq + rd), Non UL bolt, UL latch - STANDARD	Not Sold Separately

**Handing**

	Description	Price (ea.)
Left	STANDARD - Can be changed to Right handed in the field	n/c

**Deco Trim**

Part No.	Description	Price (ea.)
06-219	STANDARD - ADD or GRW depending on which style is selected above	n/c

**Strike Combinations**

Part No.	Description	Price (ea.)
10-121	STANDARD - Combo Strike, Square Corner (10-094 & 10-026)	n/c
10-109	10-094 & 10-001	n/c
10-119	10-081 & 10-001	n/c
10-122	10-116 & 10-027	n/c
10-123	10-092 & 10-027	n/c
10-124	10-095 & 10-027	n/c

**Deadbolt Strike Options**

Part No.	Description	Price (ea.)
10-094	Square Corner Strike, 1 1/8" x 2 3/4" - STANDARD	\$12.20
10-092	1/4" Radius round corner, full lip, no box, 1 5/8" x 2 1/4"	7.90
10-095	Square corner, full lip, no box, 1 5/8" x 2 1/4"	7.90
10-112	Metal dust box with screws	11.70

**Deadlatch Strike Options**

Part No.	Description	Price (ea.)
10-026	Square corner, full lip, no box, 1 5/8" x 2 1/4" - STANDARD	\$7.60
10-001	Square corner, T-strike, box, 1 1/8" x 2 3/4"	6.50
10-027	1/4" Radius round corner, full lip, no box, 1 5/8" x 2 1/4"	7.60

**Thick Door Kit**

Part No.	Description	Price (ea.)
47244555	For doors between 1 3/4" and 2"	\$24.90

The Schlage Control Interconnect Lock uses the same Thick Door Kit as the Deadbolt. However, due to the latch assembly it should only be used on doors between 1 3/4" and 2".

**Screw Packs**

Part No.	Description	Price (ea.)
47250323	Security Screws - Optional Security torx screws	\$7.20
47244558	FE410 screw pack	7.20

For Screw Packs, specify finish option (619, 622, 625, 626 or 716)

Schlage Control™ Smart Deadbolts



BE467  
Greenwich  
(GRW)

BE467  
Addison  
(ADD)

Product Identification

BE	467	F
Lock	Function	90 Minute UL

Standard Features

- Keyless, no cylinder design — 100% bump and pick-proof
- Modern credentials — smart credential and/or phone as key
- Wireless freedom — control and program by phone
- Up to 500 users per lock
- Audit trail reports up to 1,000 events
- Fits standard door prep
- 1.5-year battery life
- Full suiting with Schlage decorative mechanical locks
- ADA compliant design
- Uses ENGAGE™ Technology
- See page 27 for information on the MT20W Credential Enrollment Reader



Specifications

<b>Latch:</b>	1" x 2 1/4" square and round corner faceplate (round corner standard, square corner included in package) 1" edge bore required	<b>Construction:</b>	All-metal chassis and escutcheons
<b>Strikes:</b>	1 1/8" x 2 3/4", round corner, no box, latch strike	<b>Bore:</b>	2 1/8"
<b>Backset:</b>	Adjustable backset, fits 2 3/8" to 2 3/4" backsets	<b>Credentials:</b>	Supports aptiQ MIFARE classic, aptiQ DESFire EV1 (sold separately). Please refer to the Credential Section of the Allegion Electronic Security Price Book.
<b>Door Range:</b>	1 3/8" to 1 3/4" (thick door kit available - up to 2 1/4")	<b>Stile width:</b>	Minimum 4 1/2" stile for 2 3/8" backset minimum 5" stile for 2 3/4"
<b>Hole Distance:</b>	Minimum 4" center-to-center distance between cross bore holes	<b>Certifications:</b>	90-minute UL Listed A 156.36 Grade 2 ANSI/BHMA certified; Canada UL 20-minute wood door rated. Approved for use where the exterior escutcheon only is exposed to the outdoors.
<b>Battery:</b>	4-AA batteries included, (If loss of battery power occurs, a 9V battery can be used to jump start the lock and provide access with an assigned credential.)		

FINISH CODES & DESCRIPTIONS\*

<b>619</b>	<b>622</b>	<b>625</b>	<b>626</b>	<b>716</b>
Satin Nickel (US15)	Matte Black (US19)	Bright Chrome (US26)	Satin Chrome (US26D)	Aged Bronze (643e)

\* Non-Standard finishes are not available. Available in split finish options for no additional charge.



**1. Select Lock Model**

Part No.	Description	Price (ea.)
BE467F	Schlage Control Smart Deadbolt, UL Listed, 90 minutes	\$445.00

**2. Select Design Style**

Style/Description	Price (ea.)
(ADD) Addison	No Charge
(GRW) Greenwich	No Charge

**3. Select finish style**

Finish/Description	Price (ea.)
619 / Satin Nickel	No Charge
622 / Matte Black	No Charge
625 / Bright Chrome	No Charge
626 / Satin Chrome	No Charge
716 / Aged Bronze	No Charge

**Latch**

Part No.	Description	Price (ea.)
12-398	BE467F 90 Min UL Deadbolt Latch Dual Option (sq+rd) - STANDARD	Not Sold Separately

**BE467F Strike Options**

Part No.	Description	Price (ea.)
10-116	Round Corner Strike, 1 1/8" x 2 3/4" - STANDARD	n/c
10-094	Square Corner Strike, 1 1/8" x 2 3/4"	n/c
10-095	Square Corner Full Lip Strike, 1 5/8" x 2 1/4" (Lip Length: 1 1/8")	n/c
10-092	Round Corner Full Lip Strike, 1 5/8" x 2 1/4" (Lip Length: 1 1/8")	n/c

**Thick Door Kit**

Part No.	Description	Price (ea.)
47244555	For doors between 1 3/4" and 2 1/4"	\$24.90

The Schlage Control Deadbolt uses the same Thick Door Kit as the Interconnect. However, due to the differences in latch assemblies, the Deadbolt can accommodate doors up to 2-1/4" in thickness.

**Screw Packs**

Part No.	Description	Price (ea.)
47250323	Security Screws - Optional Security torx screws	\$7.20
47244557	BE467 screw pack	7.20

For Screw Packs, specify finish option (619, 622, 625, 626 or 716)

**Electronic Locking Systems**



Greenwich

Addison

**Schlage Control™ Smart Locks**

Product	Finish	Latch	Strike	Lever Style	Price Each
BE467F GRW	619	12-398	10-116	N/A	\$445.00
BE467F GRW	626	12-398	10-116	N/A	445.00
BE467F ADD	619	12-398	10-116	N/A	445.00
BE467F ADD	626	12-398	10-116	N/A	445.00
FE410F GRW	619	12-356	10-121	Latitude	659.00
FE410F GRW	626	12-356	10-121	Latitude	659.00
FE410F ADD	619	12-356	10-121	Latitude	659.00
FE410F ADD	626	12-356	10-121	Latitude	659.00

Note: FE410 locks are 5.5" center-to-center.

**Schlage Smart Credentials using MIFARE® Classic**


Product	Type	Description	Price (ea.)	Min. Order
9651	Keyfob	aptiQ™ MIFARE Smart Card 1K bit Keyfob	\$7.90	100
9651T	Thin Keyfob	aptiQ™ MIFARE Smart Card 1K bit thin Keyfob	\$8.10	100

**Multi-Tech Technology: Proximity and Schlage Credentials using MIFARE® Classic**

Product	Type	Description	Price (ea.)	Min. Order
9691T	Thin Keyfob	Proximity and aptiQ™ Smart Card combo 1K byte/8K bit ISO thin Keyfob	\$10.60	100

**Programmable Electronic Deadbolt**

Limited quantities still available. Please contact your Allegion Sales Representative for additional information.



BE367F20

**PRODUCT IDENTIFICATION**

BE	367	F20
Lock Series	Function	20-minute UL Listed

**Standard Features**

- Time and date controlled access
- Battery powered – no wiring required
- Easy to install – fits on standard residential door preps
- Average 3 year battery life
- Vandal resistant free-spinning deadbolt turn
- 100-day low cycle warning
- Up to 500 users
- iButton credential required, sold separately
- Up to 1,000 audit trail reports
- Concealed back-up mechanical key override



**Specifications**

<b>Latch:</b>	1" x 2 1/4" round corner faceplate 1" housing diameter - requires 1" edge bore 1" throw with Triple-Option™ square corner, radius corner and circular drive-in faceplates	<b>Keys:</b>	Nickel silver cut keys, 5-pin, C-section
<b>Strikes:</b>	1 1/8" x 2 3/4", round corner, no box, latch strike	<b>Hole Distance:</b>	Minimum 5 1/2" center-to-center distance between cross bore holes
<b>Backset:</b>	Adjustable backset, fits 2 3/8" to 2 3/4" backsets	<b>Battery:</b>	9-volt battery included with average three-year battery life
<b>Cylinder:</b>	5-pin solid brass, keyed 5-pin, C keyway, keyed different (KD)	<b>Construction:</b>	All-metal chassis and escutcheons
<b>Door Range:</b>	1 3/8" to 1 3/4"	<b>Button:</b>	Silicone rubber, wear-resistant with LED backlight

Available 20 minute UL Listed  
A 156.5-2001 Grade 2 auxiliary locks or Grade 2 ANSI/BHMA certified

**FINISH CODES & DESCRIPTIONS\***

619	625	626	716
Satin Nickel (US15)	Bright Chrome (US26)	Satin Chrome (US26D)	Aged Bronze (643e)

\* Non-Standard finishes are not available.



**1. Select Lock Model**

Part No.	Description	Price (ea.)
BE367F20*	Programmable Electronic Deadbolt, UL Listed, 20 minutes	\$437.00

**2. Select Design Style**

Style/Description	Price (ea.)
(CAM) Camelot	n/c
(PLY) Plymouth	n/c

**3. Select Key Cylinder Option**

Style/Description	Price (ea.)
(KD) Keyed Different	n/c
(KA) Keyed Alike	n/c

**4. Select Finish Style**

	505	605	609	613	619	620	621	622	625	626	716
Finish	▪	▪	▪	▪	n/c	▪	▪	▪	n/c	n/c	n/c

\* iButton credentials must be ordered separately (see page 20)

\* Programmable Electronic Deadbolts require supported access control software, which must be ordered separately (see page 13)

**Replacement Cylinder Caps**

Part No.	Description	Price (ea.)
40-182	Replacement Cylinder Caps (50 pack)	See pricing by finish

**Select Finish Style**

	505	605	609	613	619	620	621	622	625	626	716
Finish	▪	▪	▪	▪	\$36.00	▪	▪	▪	\$36.00	\$36.00	\$46.00

**Triple Option Latch**

Part No.	Description	Price (ea.)
12-287	BE367 Deadbolt Latch with Triple Option Faceplates contents: (1) B302-590 (1) B590-308 (2) C604-246 (1) B590-310*	\$39.20

\*Only option for BE367

**UL Latches**

Part No.	Description	Price (ea.)
12-319	BE367 20 Min UL Deadbolt Latch with Round Corner Faceplate - STANDARD	Not Sold Separately
12-320	BE367 20 Min UL Deadbolt Latch with 1 1/8" wide Square Corner Faceplate	Not Sold Separately
12-318	BE367 20 Min UL Deadbolt Latch with Square Corner Faceplate	Not Sold Separately

**BE 367 Strike Options**

Part No.	Description	Price (ea.)
10-116*	Round Corner Strike, Standard, 1 1/8" x 2 3/4"	No Charge
10-094	Square Corner Strike, 1 1/8" x 2 3/4"	No Charge
10-095	Square Corner Full Lip Strike, 1 5/8" x 2 1/4" (Lip Length: 1 1/8")	No Charge
10-092	Round Corner Full Lip Strike, 1 5/8" x 2 1/4" (Lip Length: 1 1/8")	No Charge

Note: Strikes listed above are for standard, UL 20 minute and UL 3 hour rated products

**Thick Door Kit**

Part No.	Description	Price (ea.)
02.007	BE367 Deadbolt Thick Door Kit (fits 1 7/8" - 2 1/2" thick doors) contents: (1) B520-629 (1) B520-630 (1) B520-631 (1) B520-632 (2) B520-633 (2) B520-634 (1) P515-681	\$24.90

**Cylinders**

Part No.	Description	Price (ea.)
22-000	Deadbolt Cylinder for BE367 contents: (1) 23-035 (1) B520-606 (1) B520-607 (1) B520-608 (1) B520-628	\$47.30

**Screw Packs**

Part No.	Description	Price (ea.)
B220-278*	BE367 Deadbolt Latch and Strike Screw Pack contents: (4) C604-246 (3) R525-256	\$5.40
B220-279	BE367 Deadbolt Mounting Screw Pack contents: (2) B520-621 (2) B600-100	\$9.20

\* Specify finish when ordering

**Programmable Electronic Interconnect**

Limited quantities still available. Please contact your Allegion Sales Representative for additional information.



FE210F

**PRODUCT IDENTIFICATION**

FE	210	F
Lock Series	Function	3-hour UL Listed

**Standard Features**

- Time and date controlled access
- Up to 1,000 audit trail reports
- Easy to install – fits on standard residential door preps
- Battery powered – no wiring required
- Interconnect mechanism is adjustable
- Average 3 year battery life
- Lever trim is non-handed and field reversible
- iButton credential required, sold separately
- Vandal resistant free-spinning deadbolt turn
- Concealed back-up mechanical key override
- Up to 500 users



**Specifications**

<b>Latch:</b>	UL latch comes with 1" x 2 1/4" square and round corner faceplate (square corner standard, round corner included in package) 1" edge bore required	<b>Door Range:</b>	1 3/8" to 1 3/4", thicker than 1 3/4" to 2" must be specified
<b>Strikes:</b>	1 1/8" x 2 3/4", square corner, no box, latch strike	<b>Keys:</b>	Nickel silver cut keys, 5-pin, C-section
<b>Backset:</b>	Adjustable backset, fits 2 3/8" to 2 3/4" backsets	<b>Center to Center:</b>	Fits 4" or 5 1/2" center to center door preps*
<b>Stile Width:</b>	Minimum 4 1/2" for 2 3/8" backset, minimum 5" stile for 2 3/4"	<b>Battery:</b>	9-volt battery included with average three-year battery life
<b>Cylinder:</b>	5-pin solid brass, keyed 5-pin, C keyway, keyed different (KD)	<b>Construction:</b>	All-metal chassis and escutcheons
		<b>Button:</b>	Silicone rubber, wear-resistant with LED backlight
		<b>Certifications:</b>	3hr. UL Listed
		<b>A 156.12-2002:</b>	Grade 2 ANSI/BHMA certified

\* 5 1/2" center to center default set up from factory

**FINISH CODES & DESCRIPTIONS\***

619	625	626	716
Satin Nickel (US15)	Bright Chrome (US26)	Satin Chrome (US26D)	Aged Bronze (643e)

\* Non-Standard finishes are not available.





1. Select Lock Model

Part No.	Description	Price (ea.)
FE210F	Programmable Electronic Deadbolt, UL Listed, 3 hours	\$704.00

2. Select Design Style

Style/Description	Price (ea.)
(CAM) Camelot	n/c
(PLY) Plymouth	n/c

3. Select Lever Style\*

	Price (ea.)
See page 165 for Lever Design Option	n/c

\*Specify handing - Right Hand is standard

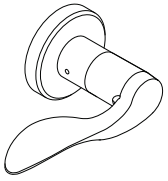
4. Select Key Cylinder Option

Style/Description	Price (ea.)
(KD) Keyed Different - <b>STANDARD</b>	n/c
(KA) Keyed Alike	n/c

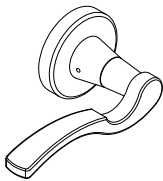
5. Select Finish Style

	505	605	609	613	619	620	621	622	625	626	716
Finish	▪	▪	▪	▪	n/c	▪	▪	▪	n/c	n/c	n/c

Interconnect Lever Designs



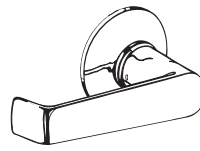
Accent (ACC)



Avanti (AVA)



Avila (VLA)



Elan (ELA)



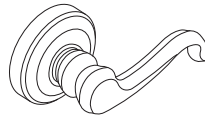
Flair (FLA)



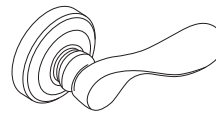
Jazz (JAZ)




Manhattan (MNH)



Callington (CLT)



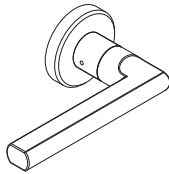
Champagne (CHP)



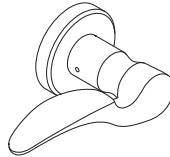
Merano (MER)



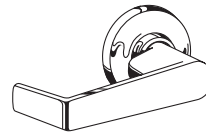
Jupiter (JUP)



Latitude (LAT)



St. Annes (STA)

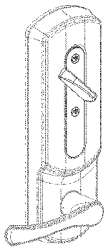


Saturn (SAT)

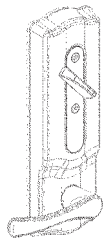


Neptune (NEP)

\*Handing must be specified for split finishes and/or designs. Right Hand is standard.



Plymouth (PLY)



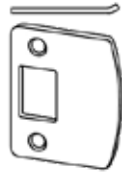
Camelot (CAM)

Available Finishes

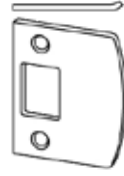
	619	625	626	716
Accent	■	■	■	■
Avanti	■	■		■
Avila	■	■	■	■
Callington	■	■	■	■
Champagne	■	■	■	■
Elan	■	■	■	
Flair	■	■	■	■
Jazz	■		■	
Jupiter	■	■	■	
Latitude	■	■	■	■
Manhattan	■	■	■	■
Merano	■	■	■	■
Neptune	■	■	■	
Saturn	■	■	■	
St. Annes	■	■	■	■



10-094



10-092



10-095



10-112



10-001



10-026



10-027

**Deadbolt Strikes**

Part No.	Specify Finish	Description	Lip Length	Price
10-094	▪	Square corner, 1 1/8" x 2 3/4" - <b>Standard</b>	▪	\$12.20
10-092	▪	1/4" Radius round corner, full lip, no box, 1 5/8" x 2 1/4"	1 1/8"	7.90
10-095	▪	Square corner, full lip, no box, 1 5/8" x 2 1/4"	1 1/8"	7.90
10-112	▪	Metal dust box with screws	▪	11.70

**Deadlatch Strikes**

Part No.	Specify Finish	Description	Lip Length	Price
10-026	▪	Square corner, full lip, no box, 1 5/8" x 2 1/4" - <b>Standard</b>	1 1/8"	\$7.60
10-001	▪	Square corner, T-strike, box, 1 1/8" x 2 3/4"	1 1/8"	6.50
10-027	▪	1/4" Radius round corner, full lip, no box, 1 5/8" x 2 1/4"	1 1/8"	7.60

**Deadbolt & Deadlatch combinations**

Part No.	Specify Finish	Description	Backset	Price
12-337	▪	Combo Latch, Dual Option, 1" x 2 1/4", FE210 only	2 3/8" or 2 3/4"	Not sold separately

**Strikes Combinations**

Deadbolt Strike	Deadlatch Strike	Specify Combo No.	Add to Lock Price
10-094	10-001	10-109	n/c
10-094	10-026	10-121 - STANDARD	n/c
10-116	10-027	10-122	n/c
10-092	10-027	10-123	n/c
10-095	10-027	10-124	n/c



Proximity Credential and iButton



iButton Only

**iButton Credentials** (For use with BE367 and FE210 electronic locks)

Part No.	Description	Price
<b>Programming Credentials</b>		
48-515	Programming iButton on Red Key FOB (single pack)	\$11.90
<b>Construction Credentials</b>		
48-517	Construction iButton on Yellow Key FOB (10 pack)	87.90
<b>Proximity Credentials</b>		
IBF-110	Combo Key FOB, 125 kHz Proximity and iButton, user Gray (minimum order is 50)	14.60
IBWB-110	Combo Key FOB, 125 kHz Proximity without iButton (minimum order is 50)	7.30
IBF-120	Combo Key FOB, 125kHz Proximity and iButton, user Blue (minimum order is 50)	20.30
IBF-130	Combo Key FOB, 125khz Proximity and iButton, Vendor Access (Orange) (10-pack)	223.30
7610	Proximity Key FOB, 125 kHz (minimum order is 50)	6.10

**Important Notes:**

- 1) When ordering any of the above credentials, please specify Bit Format, Facility Code, and starting Card ID Number. If these are not specified, generic default programming will be provided with a 26A bit format and a randomly generated facility code and badge ID range with the expectation of Construction fobs (see note #2).
- 2) Construction fobs are programmed utilizing CardTrax account CT8X4248 which utilizes Bit Format 48X, City Code 10 and the next in line Facility Code and Badge ID number.

## Access Management Systems

### Access Management Software systems

Schlage delivers powerful software solutions to managing access points in multi-family properties that meet your current access control requirements and expand to meet your growing business needs, all while satisfying your budget.

Schlage Express™ Software	Price (ea.)
<b>56-063 (SXPR-SFT-1)</b> Express Offline Lock Software (Includes one client license. Supports offline locks)	\$465.00
Recommended for offline locks of fewer than 1000 users and/or 100 access points. Reporting of last 1000 events capability will retrieve audit trails Must be installed on a computer that meets the minimum requirements (refer to software datasheet)	
<b>M204-215</b> Vendor Access Management Software, see a Schlage Authorized Dealer/Distributor for download instructions.	n/c
Schlage Express™ Software version 4.4.3 or higher required. Requires 48-539 iButton reader and either 48-538 or IBF-130 credentials (sold separately). Compatible only with 500 user BE367 deadbolts or FE210 interconnects.	

Access Management Accessories	Price (ea.)
<b>HH-2PIN SERIAL</b> Serial Cable. Used to connect current model HHD (BM170) directly to legacy serial products without the need of a CIP	\$140.00
<b>HHD KIT-USB</b> Handheld Device Kit. Includes Handheld Device pre-loaded with SUS Application and HHD-USB Cable. Used to initialize, manage and test AD and CO Series Devices.	1,255.00
<b>HHD-USB</b> USB Replacement Cable. Used to connect Handheld Device to USB locks and accessories.	56.80
<b>HH-Serial</b> Serial Cable. Used to connect previous model HHD (BM150) with CIP to program serial products.	125.00
<b>56-035 (P101203) CIP with iButton Reader.</b> Used to program serial products using HH-SERIAL Serial Cable.	340.00
<b>56-036 (P394548) Female to Female Serial Cable</b> Used to connect Computer Interface Module (P101203) to a laptop/PC	63.00
<b>48-539 iButton Reader with USB Adapter (Blue), Required for Vendor Access Software only</b> Used to read and write data to 48-538 or IBF-130 Vendor Access iButtons	115.43
<b>CRP2 Proximity Credential Reader</b> Used to read proximity data for enrollment into Schlage Express™ Software database	555.00
<b>MT20W Credential Enrollment Reader</b> Used to read and write to smart credentials within the ENGAGE™ Technology access control platform (For use with Schlage Control™ Smart Locks)	600.00




**Notes**



Schlage Residential Locks



Elan (ELA)



Jazz (JAZ)



Latitude (LAT)



Broadway (BRW)

Residential F Series  
F - Lock

Function	Description	Lever Style	Finish	Latch	Strike	Cylinder	Price Each
F10	Passage	ELA	619	16-080	10-027	N/A	\$57.00
F40	Privacy	ELA	619	16-080	10-027	N/A	60.00
F170	Dummy	ELA	619	N/A	N/A	N/A	29.00
F10	Passage	ELA	622	16-080	10-027	N/A	57.00
F40	Privacy	ELA	622	16-080	10-027	N/A	60.00
F170	Dummy	ELA	622	N/A	N/A	N/A	29.00
F10	Passage	ELA	625	16-080	10-027	N/A	57.00
F40	Privacy	ELA	625	16-080	10-027	N/A	60.00
F170	Dummy	ELA	625	N/A	N/A	N/A	29.00
F10	Passage	ELA	626	16-080	10-027	N/A	57.00
F40	Privacy	ELA	626	16-080	10-027	N/A	60.00
F170	Dummy	ELA	626	N/A	N/A	N/A	29.00
F10	Passage	ELA	716	16-080	10-027	N/A	57.00
F40	Privacy	ELA	716	16-080	10-027	N/A	60.00
F170	Dummy	ELA	716	N/A	N/A	N/A	29.00
F10	Passage	JAZ	619	16-080	10-027	N/A	57.00
F40	Privacy	JAZ	619	16-080	10-027	N/A	60.00
F170	Dummy	JAZ	619	N/A	N/A	N/A	29.00
F10	Passage	JAZ	622	16-080	10-027	N/A	57.00
F40	Privacy	JAZ	622	16-080	10-027	N/A	60.00
F170	Dummy	JAZ	622	N/A	N/A	N/A	29.00
F10	Passage	JAZ	625	16-080	10-027	N/A	57.00
F40	Privacy	JAZ	625	16-080	10-027	N/A	60.00
F170	Dummy	JAZ	625	N/A	N/A	N/A	29.00
F10	Passage	JAZ	626	16-080	10-027	N/A	57.00
F40	Privacy	JAZ	626	16-080	10-027	N/A	60.00
F170	Dummy	JAZ	626	N/A	N/A	N/A	29.00
F10	Passage	JAZ	716	16-080	10-027	N/A	57.00
F40	Privacy	JAZ	716	16-080	10-027	N/A	60.00
F170	Dummy	JAZ	716	N/A	N/A	N/A	29.00
F10	Passage	LAT	619	16-080	10-027	N/A	57.00
F40	Privacy	LAT	619	16-080	10-027	N/A	60.00
F170	Dummy	LAT	619	N/A	N/A	N/A	29.00
F10	Passage	LAT	622	16-080	10-027	N/A	57.00
F40	Privacy	LAT	622	16-080	10-027	N/A	60.00
F170	Dummy	LAT	622	N/A	N/A	N/A	29.00
F10	Passage	LAT	625	16-080	10-027	N/A	57.00
F40	Privacy	LAT	625	16-080	10-027	N/A	60.00
F170	Dummy	LAT	625	N/A	N/A	N/A	29.00
F10	Passage	LAT	626	16-080	10-027	N/A	57.00
F40	Privacy	LAT	626	16-080	10-027	N/A	60.00
F170	Dummy	LAT	626	N/A	N/A	N/A	29.00
F10	Passage	LAT	716	16-080	10-027	N/A	57.00
F40	Privacy	LAT	716	16-080	10-027	N/A	60.00
F170	Dummy	LAT	716	N/A	N/A	N/A	29.00
F10	Passage	BRW	619	16-080	10-027	N/A	57.00
F40	Privacy	BRW	619	16-080	10-027	N/A	60.00
F170	Dummy	BRW	619	N/A	N/A	N/A	29.00
F10	Passage	BRW	622	16-080	10-027	N/A	57.00
F40	Privacy	BRW	622	16-080	10-027	N/A	60.00
F170	Dummy	BRW	622	N/A	N/A	N/A	29.00
F10	Passage	BRW	625	16-080	10-027	N/A	57.00
F40	Privacy	BRW	625	16-080	10-027	N/A	60.00
F170	Dummy	BRW	625	N/A	N/A	N/A	\$29.00
F10	Passage	BRW	626	16-080	10-027	N/A	57.00
F40	Privacy	BRW	626	16-080	10-027	N/A	60.00
F170	Dummy	BRW	626	N/A	N/A	N/A	29.00
F10	Passage	BRW	716	16-080	10-027	N/A	57.00
F40	Privacy	BRW	716	16-080	10-027	N/A	60.00
F170	Dummy	BRW	716	N/A	N/A	N/A	29.00

Schlage Residential Locks (continued)

B - Lock

Function	Description	Lever Style	Finish	Latch	Strike	Cylinder	Price Each
B60	Deadbolt	SGL CYL	619	12-321	10-116	5 Pin C Keyway KA4	\$62.00
B60	Deadbolt	SGL CYL	622	12-321	10-116	5 Pin C Keyway KA4	62.00
B60	Deadbolt	SGL CYL	625	12-321	10-116	5 Pin C Keyway KA4	62.00
B60	Deadbolt	SGL CYL	626	12-321	10-116	5 Pin C Keyway KA4	62.00
B60	Deadbolt	SGL CYL	716	12-321	10-116	5 Pin C Keyway KA4	62.00



Dover (DOV)



Marin (MAR)



Solstice (SOL)



Solstice (SOL)  
Collins Rose



Broadway (BRW)



Broadway (BRW)  
Collins Rose

Residential J Series

J - Lock

Function	Description	Lever Style	Finish	Latch	Strike	Cylinder	Price Each
J10	Passage	SOL	619	16-254	10-101	N/A	\$42.00
J40	Privacy	SOL	619	16-254	10-101	N/A	45.00
J170	Dummy	SOL	619	N/A	N/A	N/A	22.00
J10	Passage	SOL	622	16-254	10-101	N/A	42.00
J40	Privacy	SOL	622	16-254	10-101	N/A	45.00
J170	Dummy	SOL	622	N/A	N/A	N/A	22.00
J10	Passage	SOL	625	16-254	10-101	N/A	42.00
J40	Privacy	SOL	625	16-254	10-101	N/A	45.00
J170	Dummy	SOL	625	N/A	N/A	N/A	22.00
J10	Passage	SOL	626	16-254	10-101	N/A	42.00
J40	Privacy	SOL	626	16-254	10-101	N/A	45.00
J170	Dummy	SOL	626	N/A	N/A	N/A	22.00
J10	Passage	SOL	716	16-254	10-101	N/A	42.00
J40	Privacy	SOL	716	16-254	10-101	N/A	45.00
J170	Dummy	SOL	716	N/A	N/A	N/A	22.00
J10	Passage	SOL/COL	619	16-254	10-101	N/A	47.00
J40	Privacy	SOL/COL	619	16-254	10-101	N/A	50.00
J170	Dummy	SOL/COL	619	N/A	N/A	N/A	25.00
J10	Passage	SOL/COL	622	16-254	10-101	N/A	47.00
J40	Privacy	SOL/COL	622	16-254	10-101	N/A	50.00
J170	Dummy	SOL/COL	622	N/A	N/A	N/A	25.00
J10	Passage	SOL/COL	625	16-254	10-101	N/A	47.00
J40	Privacy	SOL/COL	625	16-254	10-101	N/A	50.00
J170	Dummy	SOL/COL	625	N/A	N/A	N/A	25.00
J10	Passage	SOL/COL	626	16-254	10-101	N/A	47.00
J40	Privacy	SOL/COL	626	16-254	10-101	N/A	50.00
J170	Dummy	SOL/COL	626	N/A	N/A	N/A	25.00
J10	Passage	SOL/COL	716	16-254	10-101	N/A	47.00
J40	Privacy	SOL/COL	716	16-254	10-101	N/A	50.00
J170	Dummy	SOL/COL	716	N/A	N/A	N/A	25.00
J10	Passage	BRW	619	16-254	10-101	N/A	42.00
J40	Privacy	BRW	619	16-254	10-101	N/A	45.00
J170	Dummy	BRW	619	N/A	N/A	N/A	22.00
J10	Passage	BRW	622	16-254	10-101	N/A	42.00
J40	Privacy	BRW	622	16-254	10-101	N/A	45.00
J170	Dummy	BRW	622	N/A	N/A	N/A	22.00
J10	Passage	BRW	625	16-254	10-101	N/A	42.00
J40	Privacy	BRW	625	16-254	10-101	N/A	45.00
J170	Dummy	BRW	625	N/A	N/A	N/A	22.00
J10	Passage	BRW	626	16-254	10-101	N/A	42.00
J40	Privacy	BRW	626	16-254	10-101	N/A	45.00
J170	Dummy	BRW	626	N/A	N/A	N/A	22.00
J10	Passage	BRW	716	16-254	10-101	N/A	42.00
J40	Privacy	BRW	716	16-254	10-101	N/A	45.00
J170	Dummy	BRW	716	N/A	N/A	N/A	22.00
J10	Passage	BRW/COL	619	16-254	10-101	N/A	47.00
J40	Privacy	BRW/COL	619	16-254	10-101	N/A	50.00





Schlage Residential Locks (continued)

Residential J Series  
J - Lock (continued)

Function	Description	Lever Style	Finish	Latch	Strike	Cylinder	Price Each
J170	Dummy	BRW/COL	619	N/A	N/A	N/A	25.00
J10	Passage	BRW/COL	622	16-254	10-101	N/A	47.00
J40	Privacy	BRW/COL	622	16-254	10-101	N/A	50.00
J170	Dummy	BRW/COL	622	N/A	N/A	N/A	25.00
J10	Passage	BRW/COL	625	16-254	10-101	N/A	47.00
J40	Privacy	BRW/COL	625	16-254	10-101	N/A	50.00
J170	Dummy	BRW/COL	625	N/A	N/A	N/A	25.00
J10	Passage	BRW/COL	626	16-254	10-101	N/A	47.00
J40	Privacy	BRW/COL	626	16-254	10-101	N/A	50.00
J170	Dummy	BRW/COL	626	N/A	N/A	N/A	25.00
J10	Passage	BRW/COL	716	16-254	10-101	N/A	47.00
J40	Privacy	BRW/COL	716	16-254	10-101	N/A	50.00
J170	Dummy	BRW/COL	716	N/A	N/A	N/A	25.00
J10	Passage	MAR	619	16-254	10-101	N/A	38.00
J40	Privacy	MAR	619	16-254	10-101	N/A	41.00
J170	Dummy	MAR	619	N/A	N/A	N/A	20.00
J10	Passage	MAR	622	16-254	10-101	N/A	38.00
J40	Privacy	MAR	622	16-254	10-101	N/A	41.00
J170	Dummy	MAR	622	N/A	N/A	N/A	20.00
J10	Passage	MAR	625	16-254	10-101	N/A	38.00
J40	Privacy	MAR	625	16-254	10-101	N/A	41.00
J170	Dummy	MAR	625	N/A	N/A	N/A	20.00
J10	Passage	MAR	626	16-254	10-101	N/A	38.00
J40	Privacy	MAR	626	16-254	10-101	N/A	41.00
J170	Dummy	MAR	626	N/A	N/A	N/A	20.00
J10	Passage	MAR	716	16-254	10-101	N/A	38.00
J40	Privacy	MAR	716	16-254	10-101	N/A	41.00
J170	Dummy	MAR	716	N/A	N/A	N/A	20.00
J10	Passage	DOV	619	16-254	10-101	N/A	38.00
J40	Privacy	DOV	619	16-254	10-101	N/A	41.00
J170	Dummy	DOV	619	N/A	N/A	N/A	20.00
J10	Passage	DOV	622	16-254	10-101	N/A	38.00
J40	Privacy	DOV	622	16-254	10-101	N/A	41.00
J170	Dummy	DOV	622	N/A	N/A	N/A	20.00
J10	Passage	DOV	625	16-254	10-101	N/A	38.00
J40	Privacy	DOV	625	16-254	10-101	N/A	41.00
J170	Dummy	DOV	625	N/A	N/A	N/A	20.00
J10	Passage	DOV	626	16-254	10-101	N/A	38.00
J40	Privacy	DOV	626	16-254	10-101	N/A	41.00
J170	Dummy	DOV	626	N/A	N/A	N/A	20.00
J10	Passage	DOV	716	16-254	10-101	N/A	38.00
J40	Privacy	DOV	716	16-254	10-101	N/A	41.00
J170	Dummy	DOV	716	N/A	N/A	N/A	20.00
JD60	Deadbolt	SGL CYL	619	16-068	10-103	5 Pin C Keyway KA4	32.00
JD60	Deadbolt	SGL CYL	622	16-068	10-103	5 Pin C Keyway KA4	32.00
JD60	Deadbolt	SGL CYL	625	16-068	10-103	5 Pin C Keyway KA4	32.00
JD60	Deadbolt	SGL CYL	626	16-068	10-103	5 Pin C Keyway KA4	32.00
JD60	Deadbolt	SGL CYL	716	16-068	10-103	5 Pin C Keyway KA4	32.00
J40P	Privacy	SEV	619	16-254	10-101	N/A	43.00
J40P	Privacy	SEV	625	16-254	10-101	N/A	43.00
J40P	Privacy	SEV	716	16-254	10-101	N/A	43.00
J40P	Privacy	SOL	619	16-254	10-101	N/A	47.00
J40P	Privacy	SOL	625	16-254	10-101	N/A	47.00
J40P	Privacy	SOL	716	16-254	10-101	N/A	47.00
J40P	Privacy	TOR	619	16-254	10-101	N/A	43.00
J40P	Privacy	TOR	716	16-254	10-101	N/A	43.00
J40P	Privacy	TOR	625	16-254	10-101	N/A	43.00

**B Series Deadbolts**

**PRODUCT IDENTIFICATION**

B	60	N	F
Lock Series	Function	N - 5-pin cylinder N6 - 6-pin cylinder R6 - 6-pin cylinder with FSIC	F - UL Listed, available with B60, B80, B61 and B60R6 J - Less full sized construction T - Full sized construction core core

**PRODUCT IDENTIFICATION**

JD	60	F
Lock Series	Function	F - UL Listed, available with JD81

**Specifications**

**Grade 1 Deadbolts**

- Models:** B60, B62, B80, B81
- Certification:** ANSI/BHMA A156.36, 2010, Grade 1
- Deadbolt:** 1" x 2 1/4", radius corner, 1" housing diameter, 1" throw, latch number 12-321
- Strike:** 1 1/8" x 2 3/4", 1/4" radius corner, strike number 10-116
- Backset:** Adjustable for 2 3/8" or 2 3/4"
- Cylinder:** 5-pin, keyed 5-pin, C keyway, keyed alike (KA)
- Door Range:** 1 3/8" - 1 3/4"
- Keys:** Two cut keys per lock, 5-pin, C section
- Reinforcement:** Door frame strike reinforcer with 3" screws

**Grade 2 Deadbolts with full-size interchangeable core**

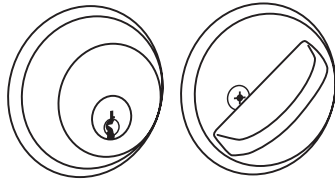
- Models:** B60R6
- Certification:** ANSI/BHMA A156.36, 2010, Grade 2
- Deadbolt:** 1" x 2 1/4", radius corner, 1" housing diameter, 1" throw, latch number 12-321
- Strike:** 1 1/8" x 2 3/4", 1/4" radius corner, strike number 10-116
- Backset:** Adjustable for 2 3/8" or 2 3/4"
- Cylinder Core:** Grade 2, 6-pin keyed 6-pin, C keyway, keyed different (KD)
- Door Range:** 1 3/8" - 1 3/4"
- Keys:** Two user keys, 6-pin, C section, control key ordered separately
- Reinforcement:** Door frame strike reinforcer with 3" screws

Locks are furnished with standard features unless otherwise specified. To order locks with non-standard features specify non-standard feature desired

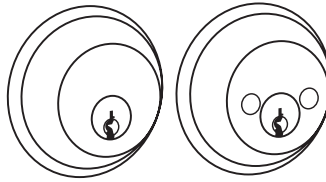
**FINISH CODES & DESCRIPTIONS\***

505	605	608	609	613	618	619	620	621	622	626	716
Lifetime Bright Brass	Bright Brass (US3)**	Satin Brass	Antique Brass (US5)	Oil-Rubbed Bronze (US10B)	Polished Nickel	Satin Nickel (US15)**	Antique Pewter (US15A)	Distressed Nickel	Matte Black (US19)	Satin Chrome (US26D)**	Aged Bronze (643e)**

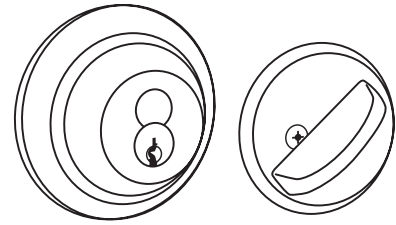
\* Non-Standard finishes are not available  
\*\* B60R available finishes



B60



B62



B60R6



## B SERIES

### Standard Features

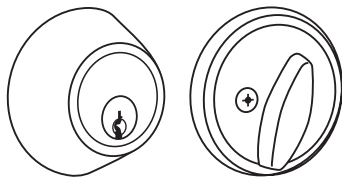
- BHMA Grade 1 product performance (B60, B62, B80, B81)
- BHMA Grade 2 product performance (B60R6)
- Increased latch/bolt size offers maximum kick-in resistance
- Exclusive patented Schlage design
- Anti-pick shield
- Full-size Interchangeable Core B60R6
- Schlage Limited Lifetime Mechanical and Finish Warranty
- Finishes that feature ultraviolet (UV) resistance up to 4 times the BHMA standard: Satin Nickel, Bright Brass, Antique Brass, and Antique Pewter
- Contoured edges for added style convenience
- Larger thumb turn for easy grip

### GRADE 1 DEADBOLT STANDARD FEATURES/CONFIGURATIONS


<b>Models:</b>	B60, B62, B80, B81
<b>Certification:</b>	ANSI/BHMA A156.36, 2010, Grade 1
<b>Deadbolt:</b>	1" x 2 1/4", radius corner, 1" housing diameter, 1" throw, latch number 12-321
<b>Strike:</b>	1 1/8" x 2 3/4", 1/4" radius corner, strike number 10-116
<b>Backset:</b>	Adjustable for 2 3/8" or 2 3/4"
<b>Cylinder:</b>	5-pin, keyed 5-pin, C keyway, keyed alike (KA4)
<b>Door Range:</b>	1 3/8" - 1 3/4"
<b>Keys:</b>	Two keys per lock, 5-pin, keyed 5-pin, C section
<b>Reinforcement:</b>	Door frame strike reinforcer with 3" screws

\*Locks are furnished with standard features unless otherwise specified  
 To order locks with non-standard features specify non-standard feature desired

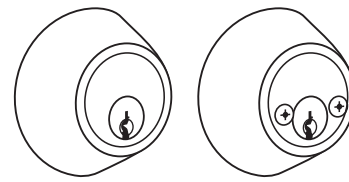
**J Series Deadbolts**



JD60



JD81



JD62

**JD-SERIES**

**Standard Features**

- Strongest locks in the opening price point category
- Largest knobs and levers in its class
- Fits standard door preps
- Easy to install
- Available with Schlage C keyway standard
- Dual or triple option latches available
- Available UL options (JD81)
- Dexter designs suite with many popular designs from Schlage

**GRADE 3 DEADBOLTS STANDARD FEATURES**

<b>Models:</b>	JD60, JD62, JD81
<b>Certification:</b>	ANSI/BHMA A156.36, 2010, Grade 3
<b>Deadbolt Latch:</b>	Triple Option: 1" x 2 1/4", square corner and 1/4" round faceplates, drive-in latch, 1" housing diameter, 1" throw
<b>Strike:</b>	1" x 2 1/4" round corner
<b>Backset:</b>	Adjustable for 2 3/8" or 2 3/4"
<b>Cylinder:</b>	5-pin, C keyway, keyed alike (KA4)
<b>Door Range:</b>	1 3/8" - 1 3/4"
<b>Keys:</b>	Two keys per lock, 5-pin, keyed 5-pin, C section



### B Series Deadbolts

#### B Series Deadbolts

#### FINISHES

Function		Packaging	605	505	608	609	618	619	620	621	622	625	626	716	613
B60	Single Cylinder	Box/Vis	\$56	\$62	\$62	\$62	\$62	\$62	\$62	\$62	\$62	\$62	\$62	\$62	\$71
B62	Double Cylinder	Box/Vis	81	87	87	87	87	87	87	87	87	87	87	87	96
B80	One-sided	Box	38	▪	44	44	44	44	44	44	44	44	44	44	53
B81	One-sided w/trim	Box	40	47	47	47	47	47	47	47	47	47	47	47	55
B60R6	Single Cylinder Interchgl. Core-6 Pin	Box	▪	161	▪	▪	▪	159	▪	▪	▪	▪	159	161	▪

**List Price Adders:**

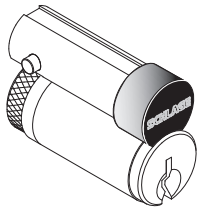
UL Latch - add \$6 to list price (B60, B80, B81 and B60R6)

### J Series Deadbolts

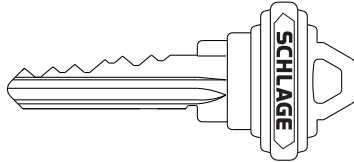
#### J Series Deadbolts

#### FINISHES

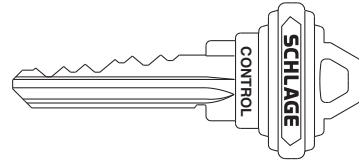
Function		Packaging	605	609	619	625	626	630	620	716
JD60	Single Cylinder Deadbolt	Box	\$32	\$32	\$32	\$32	\$32	\$32	\$32	\$32
JD80	One-Sided Cylinder Deadbolt	Box	28	28	28	▪	▪	▪	28	28
JD81	One-Sided Deadbolt with trim	Box	28	28	28	▪	▪	▪	28	▪
JD60F	Single Cylinder UL Version	Box	38	38	38	38	38	38	38	38
JD60	Single Cylinder Deadbolt	Vis	35	35	35	▪	▪	▪	35	35
JD62	Double Cylinder Deadbolt	Vis	45	45	45	▪	▪	▪	45	45



23-030-ICX



48-101-ICX



48-056-ICX

### Full-size Construction Core Program

Temporary construction cores may be ordered with full size interchangeable core locks, mortise cylinders and rim cylinders

These cores may also be ordered separately. All construction cores are assessed a non-refundable handling charge (50-231)

See Terms & Conditions for more information

#### Features:

- 5 or 6 Pin C keyway
- Construction cores have a two-tone face: the faceplate is a flat black finish (622) and the plug is unfinished brass
- Back of each core is marked with the letter that identifies the keyed alike group: A, B or C
- Construction cores are furnished with no keys (NCK). Cut keys must be ordered separately
- A control key is required to install and remove construction cores. Control keys must be ordered separately. If a control key is not ordered, one will be supplied at a charge of \$14.10
- Construction cores may be returned for credit. Contact your Schlage representative for return authorization. Credit is issued upon receipt of cores at our factory

**B Series Deadbolts**
**Full-size Construction Core Program**

Part No.	Description	Specify	Price (ea.)
23-030-ICX	Construction core	New jobs: Specify "ICX"	\$73.00
48-101-ICX	Cut key for construction phase (order separately)	Existing jobs: Specify "ICA" "ICB" or "ICC"	8.20
48-056-ICX	Cut control key (order separately)		16.30
50-231	Non-refundable handling charge (per core)		10.40

**Notes:**

- To order mortise and rim cylinders with full-size construction cores for a new job, suffix ICX to non-Primus cylinder number  
Example: 30-008 ICX. For existing construction core combinations, specify ICA, ICB, or ICC
- Construction cores for a given project are keyed alike to one of a limited number of combinations nationwide  
Other Schlage projects in the same area using the same or different contractors may use the same key

**Example:**

For construction core charges and credits: distributor XYZ ordered 150 construction cores with 20 keys and one control key

The following charges apply to this order:

- 23-030-ICX construction cores (150 units)
- 48-101-ICX cut keys (20 units)
- 48-056-ICX cut control key (1 unit)
- 50-231 non-refundable handling charge (150 units-one per core ordered)

Upon return of the cores to the factory the distributor will be credited for the following:

- 23-030-ICX construction cores (150 units)

There is no credit for the keys or handling fee

**KEY STAMPING (VKC)**

Part No.	Description	Price (ea.)
50-217	Visual key control that allows for visual matching of user and control keys to appropriate cylinders	\$2.80 per key

**Cylinder Stamping (CKC)**

Part No.	Description	Price (ea.)
50-216	Visual cylinder control that allows for visual matching of cylinders to appropriate user and control keys. Must specify VKC for face marking of CKC for side of cylinder marking per cylinder When ordering keys/cylinders marked for ID purposes (VKC & CKC) both PN 50-216 and 50-217 must be ordered as separate items	\$6.80 per cylinder

**Bitting List**

Part No.	Description	Price (ea.)
50-123	Bitting List for factory master keyed products (requires written authorization from end-user)	\$233.00

LE • Introduction

**Finish Codes and Descriptions**

Code		Description
619	(US15)	Satin Nickel
622	(US19)	Matte Black
625	(US26)	Bright Chrome
626	(US26D)	Satin Chrome
643E	(US11)	Aged Bronze



06 (Rhodes)



07 (Athens)



17 (Sparta)



LAT (Latitude)



LON (Longitude)



M52 (Broadway)



M81 (Boardwalk)

**Standard Features**

Certification	ANSI/BHMA Certified A156.25-2013 (Indoor/Outdoor), ANSI/BHMA Certified A156.13-2012, Series 1000, Grade 1 UL 294, ULC S319, UL 10C 3-hour rated
Case Size	4 7/16" x 6 1/16" x 1"
Armor Front	1 1/4" x 8"
Deadbolt	1" throw stainless steel
Latchbolt	3/4" throw stainless steel with anti-friction tongue
Strike	1 1/4" x 4 7/8", square corner, 1 3/16" lip with box and DPS
Backset	2 3/4"
Cylinder	6-Pin solid brass, keyed 6-pin, S123 keyway, keyed different (KD)
Door Range	1 3/4" door thickness standard (can be ordered to accommodate doors 1 3/4" to 2 1/4" thick)
Keys	Two nickel silver cut keys per lock, 6-pin, S123 section



**CONTACT INFORMATION FOR LE SERIES LOCKS & DEVICES**

Payment Address: Schlage Electronic Security  
15934 Collections Center Drive  
Chicago, IL 60693

<b>877-671-7011</b>	
<b>Customer Service:</b>	<b>Technical Support:</b>
Order Status, Credit Returns of Non-Defective Products, General Sales Questions	Technical Questions/Issues, Returns of Defective Products, Repairs
Email Orders To: Order_Entry_Schlage_Commercial@allegion.com	Contact For Technical Assistance: Electronic_Lock_TechProdSupport@allegion.com



## LE Wireless Lock Functions

### Function

Addison Escutcheon Shown

MS - Mortise with LED Indicator		
<b>Storeroom</b>	Lockset is normally secure. Inside lever always allows free egress. Valid toggle credentials on the exterior may be used to change to a passage or secured status. A mechanical key will momentarily unlock the door.	
MB - Mortise with Interior Push Button and LED		
<b>Office</b>	Lockset is normally secure. Inside lever always allows free egress. Interior pushbutton on inside housing may be used to select a passage or secured status. Meets need for lockdown function for safety and security. <b>NOTE:</b> Valid toggle credentials on the exterior may also be used to change status. Has interior pushbutton (IPB).	
<b>Privacy</b>	Lockset is normally secure. Inside lever always allows free egress. Interior pushbutton on inside housing may be used to select a privacy status. The interior pushbutton will disable normal electronic access from the exterior. Opening the door or pressing the interior pushbutton a second time on the inside housing deactivates the privacy status. Has interior pushbutton (IPB).	
<b>Apartment</b>	Lockset is normally secure. Inside lever always allows free egress. Interior pushbutton on inside housing may be used to select a passage or secured status. Opening the door or pressing the interior pushbutton causes the lockset to toggle unsecured. While toggled unsecured, the lockset can only be secured while the door is closed by pressing the interior pushbutton or using a normal credential on the exterior. Normal electronic access from the exterior is always allowed. Has interior pushbutton (IPB).	
MD - Mortise Deadbolt with LED		
<b>Privacy</b>	Lockset is normally secure from exterior. Inside lever always allows free egress (if deadbolt is extended, inside knob/lever will simultaneously retract latchbolt and deadbolt). The deadbolt may be used to select a privacy status. With deadbolt extended, normal electronic access from the exterior will be disabled. Opening the door or retracting deadbolt deactivates the privacy status.	
<b>Apartment</b>	Lockset is normally secure from exterior. Inside lever always allows free egress (if deadbolt is extended, inside knob/lever will simultaneously retract latchbolt and deadbolt). The deadbolt may be used to select a passage or secured status. Opening the door or retracting the deadbolt causes the lockset to toggle unsecured. While toggled unsecured, the lockset can only be secured while the door is closed by extending the deadbolt from inside or using a normal credential on the exterior reader. Normal electronic access from the exterior is always allowed.	

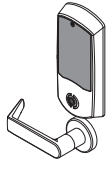
### Handing

<b>RH</b>	Right Handed: Hinges on Right Opens Inward	
<b>LH</b>	Left Handed: Hinges on left Opens Inward	
<b>RHR</b>	Right Handed Reverse: Hinges on Right Opens Outward	
<b>LHR</b>	Left Handed Reverse: Hinges on Left Opens Outward	

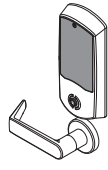
### LE Wireless Lock - Greenwich Mortise/Mortise Deadbolt



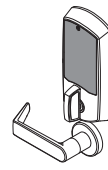
Outside



MS with LED



MB with interior push button and LED



MS Deadbolt with LED

#### 1-3. Select Chassis/Function/Style

Note: Check with access control software provider to verify function is supported by software.



Part No.	Description	Price Each
LEMS-GRW	Mortise with LED indicator: Storeroom function	\$1,185.00
LEMB-GRW	Mortise with push button and LED: Privacy, Office, Apartment functions	\$1,215.00
LEMD-GRW	Mortise Deadbolt with LED: Privacy, Apartment functions	\$1,284.00

#### 4. Select Cylinder Type

Note: Maximum door thickness with SFIC Cylinder is 2", otherwise compatible with 1 3/4" to 2 1/4" doors.

P ●▲	Mortise cylinder, Schlage 6-Pin (Everest 29 S123 standard) Also available in formats to support residential customers (5-Pin cylinder with C keyways).	N/C
Z ●	Mortise cylinder, Schlage Everest SL, 7-Pin (factory master keyed only)	N/C
L	Less mortise cylinder	DEDUCT \$116.00
R ●□	SFIC with cylinder, Schlage 6-Pin (Everest 29 S123 standard)	\$71.00
J	Less SFIC, Schlage, 6-Pin	N/C
T	SFIC construction core	\$71.00
GD ●□	SFIC with cylinder, Schlage 7-Pin (Everest 29R standard) (factory master keyed only)	\$82.00
BD	Less SFIC, Schlage, Falcon, competitive OEM's, 7-Pin	N/C
HD	SFIC construction core	\$43.00
BDC	SFIC disposable	N/C
50-231	Construction core handling charge (non-refundable)	\$10.10

● Master keyed cylinders will be shipped in lock package. To specify, send Master Keying System Summary form (page 295 of SES price book) with order or go to [kss.allegion.com](http://kss.allegion.com).

▲ For master keying, an additional charge of \$19.50 each applies. Specify line item 50-210.

□ Control keys for installation/removal of interchangeable cores are not furnished and must be ordered separate.

For additional assistance on Master Keying as well as restricted keyways please contact customer service.

#### 5. Select Outside Lever

Note: Reference page 16 to see style option images.

06	Suites with Rhodes style	N/C
07	Suites with Athens style	N/C
17	Suites with Sparta style	N/C
LAT	Latitude	N/C
LON	Longitude	N/C
M52	Suites with Broadway	\$30.00
M81	Suites with Boardwalk	\$30.00

Note: Tactile warning as well as additional lever and knob designs are available; consult your Allegion representative for details

#### 6. Select Outside Finish

626	Satin Chrome	N/C
619	Satin Nickel	\$63.00
622	Matte Black	\$63.00
625	Bright Chrome	\$63.00
643e	Aged Bronze	\$63.00

Note: additional finishes are available; consult your Allegion representative for details

#### 7. Select Outside Rose

00A	2 1/8" (54 mm) diameter	STANDARD
00B	2 9/16" (65 mm) diameter	N/C
00C	2 5/8" (66 mm) diameter with bevel (Not available in 612 finish)	N/C



LE Wireless Lock - Greenwich Mortise/Mortise Deadbolt (continued)

8. Select Inside Lever

Note: Specify only if different from Outside Lever.

Standard options	06 (Rhodes), 07 (Athens), 17 (Sparta), LAT, LON	N/C
M Collection options*	M52 (Broadway), M81 (Boardwalk)	\$30.00

\* \$30 price adder for M Collection levers only applies if outside lever is Standard.

9. Select Inside Finish

Note: Specify only if different from Outside Finish.

See options in section 6.	63.00*
---------------------------	--------

\* Upcharge only applies if outside finish is 626 and you are specifying a different inside finish.

10. Select Inside Rose

Note: Specify only if different from Outside Rose.

See options in section 7.	N/C
---------------------------	-----

11. Select Handing

(Field reversible)

RH	Right Handed	STANDARD
LH	Left Handed	N/C
RHR	Right Handed Reverse	N/C
LHR	Left Handed Reverse	N/C

12. Select Strike Lip Length

10-136	1 3/16" lip length (MS and MB only)	STANDARD
10-136-112	1 1/2" lip length (MS and MB only)	N/C
10-136-134	1 3/4" lip length (MS and MB only)	27.10
10-072	1 3/16" lip length (MD only)	STANDARD
10-072-112	1 1/2" lip length (MD only)	N/C
10-072-134	1 3/4" lip length (MD only)	30.40

13. Select Door Thickness

134	1 3/4"	STANDARD
200	2"	51.10
214	2 1/4"	51.10

14. Select Keying Type

Open Keyway Families (Mortise cylinder or FSIC) 2

S123	Everest 29 S (Key in Lever or FSIC)	STANDARD
C	Everest	N/C
C/CE/E/EF/F/FG/G	Classic Obverse	N/C

Restricted Keyway Families (Mortise cylinder or FSIC) 1,2,3

29T	Everest 29 T	17.00
D	Everest D	17.00
29R	Everest 29 R (Everest SL)	17.00
B	Everest 29 B (Everest SL)	17.00
<b>Classic Restricted</b>	<b>Quad, Numbered, Reverse</b>	17.00

Restricted Keyway Families (SFIC) 3

29R	Everest 29 R	N/C
B	Everest B	N/C

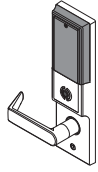
1. Everest Restricted Keyways require a Letter of Authorization submitted with the order. See sample Letter of Authorization, page 297 of SES price book.
2. Full size key systems (Everest 29 S & T, Everest C & D, Obverse & Quad) are available in Primus and Primus XP key system and must be ordered separately. Lock should be ordered less cylinder and Primus cylinder should be a separate line item.
3. For restricted keyways please see terms and conditions.

Control,NDE, LE and CTE require the use of Allegion's ENGAGE application for electronic access or one of our approved Software Alliance Members. Please consult the Alliance section at us.allegion.com for a full listing of Software Alliance Members.

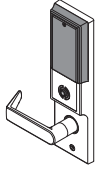
### LE Wireless Lock - Addison Mortise/Mortise Deadbolt



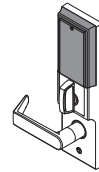
Outside



MS with LED



MB with interior push button and LED



MS Deadbolt with LED

#### 1-3. Select Chassis/Function

Note: Check with access control software provider to verify function is supported by software.



LEMS-ADD	Mortise with LED indicator: Storeroom function	\$1,225.00
LEMB-ADD	Mortise with push button and LED: Privacy, Office, Apartment functions	1,255.00
LEMD-ADD	Mortise Deadbolt with LED: Privacy, Apartment functions	1,324.00

#### 4. Select Cylinder Type

Note: Maximum door thickness with SFIC Cylinder is 2", otherwise compatible with 1-3/4" to 2-1/4" doors.

P ● ▲	Mortise cylinder, Schlage 6-Pin (Everest 29 S123 standard) Also available in formats to support residential customers (5-Pin cylinder with C keyways).	N/C
Z ●	Mortise cylinder, Schlage 7-Pin (Everest SL standard) (factory master keyed only)	N/C
L	Less mortise cylinder	DEDUCT 116.00
R ● □	With FSIC with cylinder, Schlage 6-Pin (Everest 29 S123 standard)	71.00
J	Less FSIC, Schlage, 6-Pin FSIC	N/C
T	With FSIC construction core	71.00
GD ● □	With SFIC with cylinder, Schlage 7-Pin (Everest 29R standard) (factory master keyed only)	82.00
BD	Less SFIC, Schlage, Falcon, competitive OEM's, 7-Pin	N/C
HD	With SFIC construction core	43.00
BDC	With SFIC disposable	N/C
50-231	Construction core handling charge (non-refundable)	10.10

● Master keyed cylinders will be shipped in lock package. To specify, send Master Keying System Summary form (page 295 of SES price book) with order or go to [kss.allegion.com](http://kss.allegion.com).

▲ For master keying, an additional charge of \$19.50 each applies. Specify line item 50-210.

□ Control keys for installation/removal of interchangeable cores are not furnished and must be ordered separate.

For additional assistance on Master Keying as well as restricted keyways please contact customer service.

#### 5. Select Outside Lever\*

Note: Reference page 16 to see style option images.

06	Suites with Rhodes style	N/C
07	Suites with Athens style	N/C
17	Suites with Sparta style	N/C
LAT	Latitude	N/C
LON	Longitude	N/C
M52	Suites with Broadway	30.00
M81	Suites with Boardwalk	30.00

Note: Tactile warning as well as additional lever and knob designs are available; consult your Allegion representative for details

#### 6. Select Outside Finish

626	Satin Chrome	N/C
619	Satin Nickel	63.00
622	Matte Black	63.00
625	Bright Chrome	63.00
643e	Aged Bronze	63.00

Note: additional finishes are available; consult your Allegion representative for details

#### 7. Select Outside Rose

(Not applicable to Addison)

#### 8. Select Inside Lever

Note: Specify only if different from Outside Lever.

Standard options	06 (Rhodes), 07 (Athens), 17 (Sparta), LAT, LON	N/C
M Collection options*	M52 (Broadway), M81 (Boardwalk)	30.00

\* \$30 price adder for M Collection levers only applies if outside lever is Standard.



LE Wireless Lock - Addison Mortise/Mortise Deadbolt (continued)

9. Select Inside Finish

Note: Specify only if different from Outside Finish.

See options in section 6.	\$63.00*
---------------------------	----------

\* Upcharge only applies if outside finish is 626 and you are specifying a different inside finish.

10. Select Inside Rose

(Not applicable to Addison)

11. Select Handing

(Field reversible)

RH	Right Handed	STANDARD
LH	Left Handed	N/C
RHR	Right Handed Reverse	N/C
LHR	Left Handed Reverse	N/C

12. Select Strike Lip Length

10-136	1 3/16" lip length (MS and MB only)	STANDARD
10-136-112	1 1/2" lip length (MS and MB only)	N/C
10-136-134	1 3/4" lip length (MS and MB only)	27.10
10-072	1 3/16" lip length (MD only)	STANDARD
10-072-112	1 1/2" lip length (MD only)	N/C
10-072-134	1 3/4" lip length (MD only)	30.40

13. Select Door Thickness

134	1 3/4"	STANDARD
200	2"	51.10
214	2 1/4"	51.10

14. Select Keying Type

Open Keyway Families (Mortise cylinder or FSIC)<sup>2</sup>

S123	Everest 29 S (Key in Lever or FSIC)	STANDARD
C	Everest	N/C
C/CE/E/EF/F/FG/G	Classic Obverse	N/C

Restricted Keyway Families (Mortise cylinder or FSIC)<sup>1,2,3</sup>

29T	Everest 29 T	17.00
D	Everest D	17.00
29R	Everest 29 R (Everest SL)	17.00
B	Everest 29 B (Everest SL)	17.00
Classic Restricted	Quad, Numbered, Reverse	17.00

Restricted Keyway Families (SFIC)<sup>3</sup>

29R	Everest 29 R	N/C
B	Everest B	N/C

1. Everest Restricted Keyways require a Letter of Authorization submitted with the order. See sample Letter of Authorization, page 297.

2. Full size key systems (Everest 29 S & T, Everest C & D, Obverse & Quad) are available in Primus and Primus XP key system and must be ordered separately. Lock should be ordered less cylinder and Primus cylinder should be a separate line item.

3. For restricted keyways please see terms and conditions.

Control, NDE, LE and CTE require the use of Allegion's ENGAGE application for electronic access or one of our approved Software Alliance Members. Please consult the Alliance section at us.allegion.com for a full listing of Software Alliance Members.

**NDE - Introduction**

**Finish Codes and Descriptions**

Code		Description
619	(US15)	Satin Nickel
622	(US19)	Matte Black
625	(US26)	Bright Chrome
626	(US26D)	Satin Chrome
643E	(US11)	Aged Bronze



06 (Rhodes)



07 (Athens)



17 (Sparta)



LAT (Latitude)



LON (Longitude)



M52 (Broadway)



M81 (Boardwalk)

**Standard Features**

Certification	ANSI/BHMA Certified A156.25-2013, A156.2-2011, Series 4000, Grade 1, UL 294, UL 10C
Latch	1 1/8" x 2 1/4", Square corner faceplate, 1" housing diameter, 1/2" throw
Strike	1 1/4" x 4 7/8", ANSI Square corner, with DPS magnets, no box
Backset	2 3/4"
Cylinder	6-Pin solid brass, keyed 6-pin, S123 keyway, keyed different (KD)
Door Range	Comes set for 1-3/4" thick doors. Can be field adjusted for doors 1-5/8"-2" thick.
Keys	Two nickel silver cut keys per lock, 6-pin, S123 section



**CONTACT INFORMATION FOR NDE SERIES LOCKS & DEVICES**

Payment Address: Schlage Electronic Security  
15934 Collections Center Drive  
Chicago, IL 60693

<b>877-671-7011</b>	
<b>Customer Service:</b>	<b>Technical Support:</b>
Order Status, Credit Returns of Non-Defective Products, General Sales Questions	Technical Questions/Issues, Returns of Defective Products, Repairs
Email Orders To: Order_Entry_Schlage_Commercial@allegion.com	Contact For Technical Assistance: Electronic_Lock_TechProdSupport@allegion.com

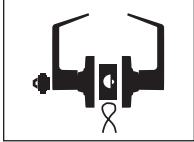
## NDE Wireless Lock Functions

ANSI/BHMA Certified A156.25-2013, A156.2-2011,  
Series 4000, Grade 1, UL 294, UL 10C

### Keyed Locks

SCHLAGE ANSI

**NDE80PD F86**



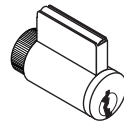
### Storeroom Lock with Vandlgard

Lockset is normally secure with outside lever disengaged. Valid credential or key momentarily unlocks door. Valid credential may be used to change to a passage or secured state. Inside lever always allows free egress.

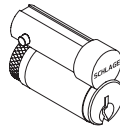
**NDE Wireless Lock - Cylindrical**



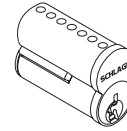
NDE-80



Full Cylinder  
PD LD LD SAR



Full Size  
Interchangeable Core  
RD JD JD SAR JD CO6 JD YA6



Small Format  
Interchangeable Core  
GD BD



**1-2. Select Chassis/Function**

Part No.	Description	Price Each
NDE-80	Cylindrical Storeroom Lock with Vandlgard	\$916.00

**3. Select Cylinder Type**

PD ●	With Cylinder, Schlage - (Everest 29 S123, 6 Pin KIL standard)	N/C
ZD ●	With Cylinder, Schlage - Everest SL, 7 Pin KIL (factory master keyed only)	N/C
LD	Less Cylinder, Schlage, Falcon, 6 Pin KIL	DEDUCT 62.00
RD ●□	With Core, Schlage 6-Pin (Everest 29 S123 standard) FSIC	37.00
JD	Less Core, Schlage, 6 Pin FSIC	DEDUCT 34.00
T	With FSIC construction core	37.00
GD ●□	With Core, Schlage 7-Pin (Everest 29R standard) (factory master keyed only)	82.00
BD	Less Core, Schlage, Falcon, Competitive OEM's, 7 Pin (SFIC)	N/C
LD CO6	Less Cylinder, Corbin Russwin KIL, 6 Pin FSIC. Only available on ATH, RHO, SPA, OME, TLR	DEDUCT 62.00
LD SAR ☞	Less Cylinder, Sargent (10L + 11L), 6 Pin KIL. Only available on ATH, RHO, SPA, OME, TLR	DEDUCT 62.00
JD SAR ☞	Less Core, Sargent 6300, 6 Pin FSIC. Only available on ATH, RHO, SPA, OME, TLR	DEDUCT 34.00
JD CO6 ☞	Less Core, Corbin 8000, 6 Pin FSIC. Only available on ATH, RHO, SPA, OME, TLR	DEDUCT 34.00
JD CO7	Less Core, Corbin 8000-7, 7 Pin FSIC. Only available on ATH, RHO, SPA, OME, TLR	DEDUCT 34.00
JD MED	Less Core, Medeco 32*0201, 6 Pin FSIC. Only available on ATH, RHO, SPA, OME, TLR	DEDUCT 34.00
JD YA6 ☞	Less Core, Yale 1210 or Medeco 31*0100, 6 Pin FSIC. Only available on ATH, RHO, SPA, OME, TLR	DEDUCT 34.00
JD YA7	Less Core, Yale 1220, 7 Pin FSIC. Only available on ATH, RHO, SPA, OME, TLR	DEDUCT 34.00
HD	With SFIC construction core	43.00
BDC	With SFIC disposable	N/C
50-231	Construction core handling charge (non-refundable)	10.10

● Master Keyed cylinders can be specified and will be shipped in lock packaging. For Master Keying System Summary form which should accompany the master keyed order, see SES Price Book.

△ For Master Keying, additional line item 50-210 is required \$18.30 each.

□ Control Keys for installation/removal of interchangeable cores are not furnished and must be ordered separate.

For additional assistance on Master Keying as well as restricted keyways please contact customer service.

☞ Extended lead time on all finishes except 626

**4. Select Outside Lever\***

LLL	Less interior and exterior levers	DEDUCT 46.60
SPA	Sparta	N/C
RHO	Rhodes	N/C
ATH	Athens	N/C
TLR	Tubular	N/C
OME	Omega	N/C
LAT	Latitude	N/C
LON	Longitude	N/C
BRW	Broadway	N/C
BRK	Boardwalk	N/C
Tactile options	(8AT, 8LT, 8LN, 8RO, 8SP, 8BK, 8BW, 8TR)	44.60

Note: Tactile warning and additional lever designs are available; consult your Allegion representative for details

**5. Select Outside Finish**

626	Satin Chrome	N/C
605	Bright Brass	68.00
606	Satin Brass	68.00
612	Satin Bronze	68.00
619	Satin Nickel	68.00
622	Matte Black	68.00
625	Bright Chrome	68.00
643e	Aged Bronze	68.00
626AM	Satin Chrome Antimicrobial	93.00

Note: additional finishes are available; consult your Allegion representative for details



**NDE Wireless Lock - Cylindrical (continued)**
**6. Select Inside Lever\***

(Specify only if different from Outside Lever)

LLL	Less interior and exterior levers	DEDUCT 46.60
SPA	Sparta	N/C
RHO	Rhodes	N/C
ATH	Athens	N/C
TLR	Tubular	N/C
OME	Omega	N/C
LAT	Latitude	N/C
LON	Longitude	N/C
BRW	Broadway	N/C
BRK	Boardwalk	N/C
Tactile options	(8AT, 8LT, 8LN, 8RO, 8SP, 8BK, 8BW, 8TR)	44.60

**7. Select Inside Finish**

(Specify only if different from Outside Finish)

626	Satin Chrome	N/C
605	Bright Brass	68.00
606	Satin Brass	68.00
612	Satin Bronze	68.00
619	Satin Nickel	68.00*
622	Matte Black	68.00*
625	Bright Chrome	68.00*
643e	Aged Bronze	68.00*
626AM	Satin Chrome Antimicrobial	93.00

\* Charge only applies if outside finish is 626 and you are specifying a different inside finish.

**8. Select Backset & Latchbolt**

LLL	Less Latch	DEDUCT 34.20
13-247	2 3/4" Backset, Deadlatch, Square corner, 1 1/8" x 2 1/4"	STANDARD
14-042	2 3/4" Backset, Deadlatch Anti-friction fire door latch, Square corner,	176.00
14-047	2 3/8" Backset, Deadlatch Square corner, 1-1/8" x 2 1/4"	N/C
14-048	2 3/8" Backset, Deadlatch Square corner, 1" x 2 1/4"	N/C

**9-10. Select Strike Plate and Strike Lip Length**

10-130*	1 3/16" Lip, ANSI, DPS magnets, no box, 1 1/4" x 4 7/8"	STANDARD
10-131*	1 3/16" ANSI, DPS magnets, Standard box, 1 1/4" x 4 7/8"	N/C
10-132**†	1 1/8" Lip, Square Corner, T-strike, DPS magnets, box, 1 1/8" - 2 3/4"	N/C
10-133 †	1 1/8" Lip, Square Corner, T-strike, DPS magnets, deep box, fire door latch	16.20
K510-066	Box for ANSI strike (Must be specific)	N/C

\* 1-3/8" Lip available, must specify 1-3/8" Lip \$13.70, 1-1/2" Lip available, must specify 1-1/2" Lip \$13.70

\*\* 1-1/2" Lip available, must specify 1-1/2" Lip \$7.50

† DPS magnet requires prep and install beneath strike

**11. Select Keying Type**
**Open Keyway Families: KIL or FSIC<sup>2</sup>**

S123	Everest 29 S (Key in Lever or FSIC)	STANDARD
C	Everest C	N/C
C/CE/E/EF/ F/ FG/ G	Classic Obverse	N/C

**Restricted Keyway Families: KIL or FSIC<sup>1,2</sup>**

29 T	Everest 29 T	17.00
D	Everest D	17.00
29R	Everest 29 R (Everest SL)	17.00
B	Everest B (Everest SL)	17.00
Classic Restricted	Quad, Numbered, Reverse	17.00

**Restricted Keyway Families: SFIC<sup>3</sup>**

29R	Everest 29 R	N/C
B	Everest B	N/C

<sup>1</sup> Everest Restricted Keyways require a Letter of Authorization to be submitted with the order. See sample Letter of Authorization, see SES Price Book.

<sup>2</sup> Full Size key systems (Everest 29 S & T, Everest C & D, Obverse & Quad) are available in Primus and Primus XP key system and must be ordered separately. Lock should be ordered less cylinder and Primus cylinder should be a separate line.

<sup>3</sup> Master Keyed cylinders can be specified and will be shipped in lock packaging. For Master Keying System Summary form which should accompany the master keyed order, see SES Price Book.

Control, NDE, LE and CTE require the use of Allegion's ENGAGE application for electronic access or one of our approved Software Alliance Members.

 Please consult the Alliance section at [us.allegion.com](http://us.allegion.com) for a full listing of Software Alliance Members.

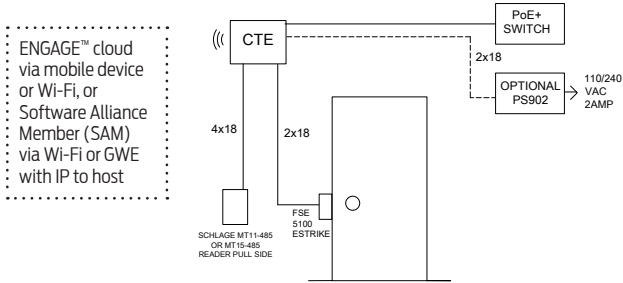
### CTE Single Door Controller with Multi-Technology Reader Kit

The CTE is an ENGAGE™ enabled single opening controller that allows perimeter and common area openings to be managed in a single system along with Schlage Control™ smart deadbolts, NDE cylindrical and LE mortise wireless locks. It is ideal for multi-family, commercial mixed use, and retail store front applications.

The CTE kit comes with a Schlage® Multi-Technology credential reader and is designed to interface with an electrified lock, electromagnetic lock, electric strike, automatic operator or exit device to control an opening.

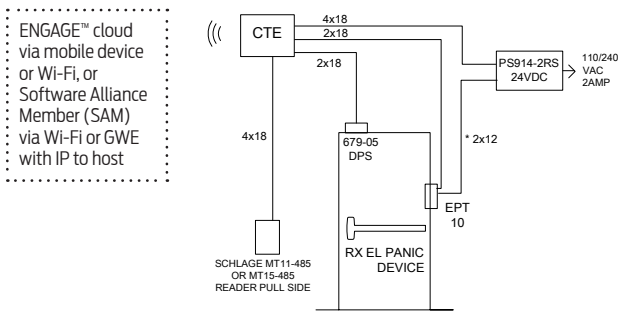
**The CTE single door controller with multi-technology reader kit can be used in a variety of applications; below are a few examples.**

Please note; all components are sold separately.



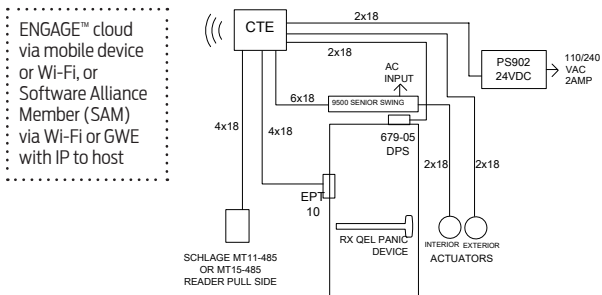
**Operation:** Presenting a valid credential to Schlage MT XX-485 reader will cause fail secure 5100 electric strike to release for authorized entrance. Free egress always.

**Products:** We offer a variety of electric strikes from Locknetics™ and Von Duprin®, as well as Schlage Power Supplies to meet the specific needs of the opening.



**Operation:** Presenting a valid credential to Schlage MT XX-485 will cause EL panic device to retract for authorized entrance. Free non-alarmed egress at all times.

**Products:** We offer a variety of Falcon® and Von Duprin exit devices, and Von Duprin power supplies to meet the specific needs of the opening.



**Operation:** Presenting a valid credential to Schlage MT XX-485 will cause QEL panic device to retract for authorized entrance and enable exterior actuator. Free non-alarmed egress at all times. Interior actuator always active to retract QEL panic and open door.

**Products:** We offer a variety of hardware and accessories from Von Duprin, LCN®, Schlage and Locknetics to meet the specific needs of the opening.

**CTE Kit Reader**

CTE-MT11-485	CTE with Multi-Technology Mullion Reader Kit	\$1 230.00
CTE-MT15-485	CTE with Multi-Technology Single Reader Kit	\$1 230.00

**Certifications**

- UL 294 Indoor, FCC Part 15, NEMA Enclosure Indoor (Type 1, 4, and 4X), ULC S319 Indoor, RoHS



Residential Electronics Accessories

Residential Credential Enrollment Reader

Function	Description	Price Each
MT20W	Schlage Credential Enrollment Reader; required for No-Tour Applications	\$600.00

Electromagnetic Locks

Model	Description	Price Each
M420	500lb maglock	\$509.00
M490	High security 1500lb maglock	637.00
M490P	High security 1500lb maglock - plus	825.00
M492	Double mag lock 1500 lbs per leaf	1,334.00
450/490-ATS/LED	Electromagnetic lock M450	582.00
M452P	Double mag lock with 1000 lbs holding force per leaf with MBS, DPS and RTD	1,607.00
M490G	Gate maglock	643.00
M450P N N SL	1000 lbs hold force single mag lock with MBS, DPS and RTD	774.00
M452P.ATS/LED/LED	Double mag lock with 1000 lbs hold force per leaf with MBS, DPS and RTD	1,750.00
M490DEP	High security 1500lb delayed egress maglock - plus	2,054.00
M490DE	High security 1500lb delayed egress maglock	1,368.00
GF3000	Mortise shear maglock	1,020.00

## Electronic Locking Systems

### Networked Readers

#### Schlage Networked Readers

Function	Description	Price Each
MT15	Multi-Technology Reader - Wall Mount, Wiegand Reads 125 kHz proximity and 13.56 MHz contactless smart credential technology in one reader	\$358.00
MT11	Multi-Technology Reader - Mullion Mount, Wiegand Reads 125 kHz proximity and 13.56 MHz contactless smart credential technology in one reader	358.00
MTK15	Multi-Technology Reader with Keypad - Wall Mount, Wiegand Reads 125 kHz proximity and 13.56 MHz contactless smart credential technology in one reader	574.00
PR10	Proximity Reader - Mini-Mullion Mount, Wiegand Reads 125 kHz proximity credentials	174.00
SM10	Smart Reader - Mini-Mullion Mount, Wiegand Reads 13.56 MHz contactless smart credential technology	174.00
MT11-485	Multi-Technology Reader - Mullion Mount, RS-485 Reads 125 kHz proximity and 13.56 MHz contactless smart credential technology in one reader. Note: required for use with CTE Single Door Controller.	358.00
MT15-485	Multi-Technology Reader - Wall Mount, RS-485 Reads 125 kHz proximity and 13.56 MHz contactless smart credential technology in one reader. Note: required for use with CTE Single Door Controller.	358.00

### Electronics Accessories

Part Number	Description	Price Each
Scan II - W	Motion Scanner/PIR - white	\$490.00
679-05	Wood Door and Frame door position switch	55.80
679-05HM	Hollow Metal Door and Frame door position switch	77.20
679-05WD	Wood Door and Metal Frame door position switch	92.30
7764	Concealed /Flush mount door position switch	186.00
7766	Surface mount door position switch	197.00
653-04 SF-626	Heavy duty SPDT maintained single direction keyswitch	256.10
653-05 SF-626	Heavy duty SPDT momentary single direction keyswitch	256.10
788C-18	18" x 3/8" Armored door cord with 26" 4-conductor wire	108.00
798-12	12" x 1/2" Armored Door Cord	69.90
798-18	18" x 1/2" Armored Door Cord	88.80
660-PB	Surface mini box SPDT momentary pushbutton	130.00
701RD	Entry level pushbutton, red	124.00
709RD EX ILL	Entry level pushbutton, 2" square, Illuminated Red "Push to Exit"	145.00
709GR EX ILL	Entry level pushbutton, 2" square, Illuminated Green "Push to Exit"	145.00
709BLH ILL	Entry level pushbutton, 2" square, Illuminated Blue Handicapped Symbol	145.00
621RD EX SF-626	1 1/4" Heavy duty pushbutton, red "push to exit"	204.10
623RD EX SF-626	1 5/8" Heavy duty pushbutton, red "push to exit"	204.10
625RD EX SF-626	2 3/4" Heavy duty pushbutton, red "push to exit"	204.10
621GR EX SF-626	1 1/4" Heavy duty pushbutton, green "push to exit"	204.10
623GR EX SF-626	1 5/8" Heavy duty pushbutton, green "push to exit"	204.10
625GR EX SF-626	2 3/4" Heavy duty pushbutton, green "push to exit"	204.10
625BLH SF-626	2 3/4" Heavy duty pushbutton, blue handicapped symbol	204.10

### Power Supply

Part Number	Description	Price Each
PS902	2A @ 12/24 VDC - field selectable power supply	\$278.00
PS904	4A @ 12/24 VDC - field selectable power supply	530.00
PS914	4A (16A Inrush) @ 12/24 VDC - field selectable power supply	794.00
900-2RS	2 Relay EL/QEL Panic device control board	172.00
900-FA	Emergency interface relay for fire alarm or emergency power cut	67.00
900-BBK	Battery backup kit, includes PCB and 2 Batteries	266.00

Note: Power Supplies default to Schlage pricing and discount.

**B500 - Single Cylinder Deadbolt Series**

Product	Finish	Latch	Strike	Cylinder	Price Each
B560B	626	12-287	10-094	B - Less SFIC	\$103.00
B560P	626	12-288	10-094	6-Pin (keyed 5) Schlage KD C	81.00
B560B	619	12-288	10-094	B - Less SFIC	109.00
B560P	619	12-287	10-094	6-Pin (keyed 5) Schlage KD C	87.00

**CS210 Interconnect Series**



**Mechanical Interconnect Functions**

**Functions**

ANSI/BHMA Certified at 156.12-2005, Grade 2, UL Listed for 3 hour fire door

**CS210: Entrance, Single Locking**

- Deadbolt operated by key from outside or by turn unit from inside
- Bolt automatically deadlocks when fully thrown
- Latch retracted by lever from either side
- Turning inside lever retracts deadbolt and latch simultaneously for immediate exit



**1. Select Lock Model**

Part No.	Description	Price Each
CS210-B500	Entrance with Commercial Spin Ring	\$389.00
CS210-B60	Entrance with Residential Spin Ring	389.00

**2. Select Interior Design Style**

Style/Description	Price Each
(CAM) Camelot	No Charge
(PLY) Plymouth	No Charge

**3. Select Lever Style**

	Price Each
See page MF-13 for Lever Design Options	No Charge

\*Specify handing - Right Hand is standard

**4. Select Key Cylinder Option**

Style/Description	Price Each
(KD) Keyed Different - STANDARD	No Charge
(KA) Keyed Alike	No Charge

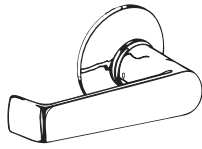
**5. Select finish style**

	605	609	619	622	625	626	643e/716
Finish	\$12.00	\$12.00	\$12.00	\$12.00	\$12.00	n/c	\$12.00

**Interconnect Lever Designs**



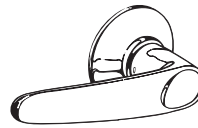
**Saturn (SAT)**



**Elan (ELA)**



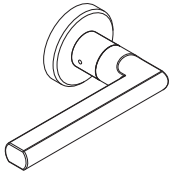
**Jupiter (JUP)**



**Jazz (JAZ)**



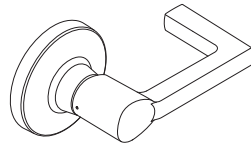
**Neptune (NEP)**



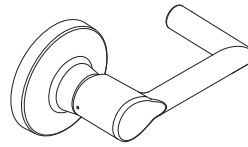
**Latitude (LAT)**



**Boardway (BRW)**

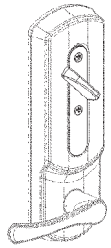


**Boardwalk (BRK)**

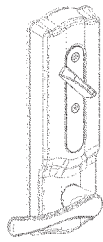


**Longitude (LON)**

Handing must be specified for split finishes and/or designs. Right Hand is standard.



**Plymouth (PLY)**



**Camelot (CAM)**

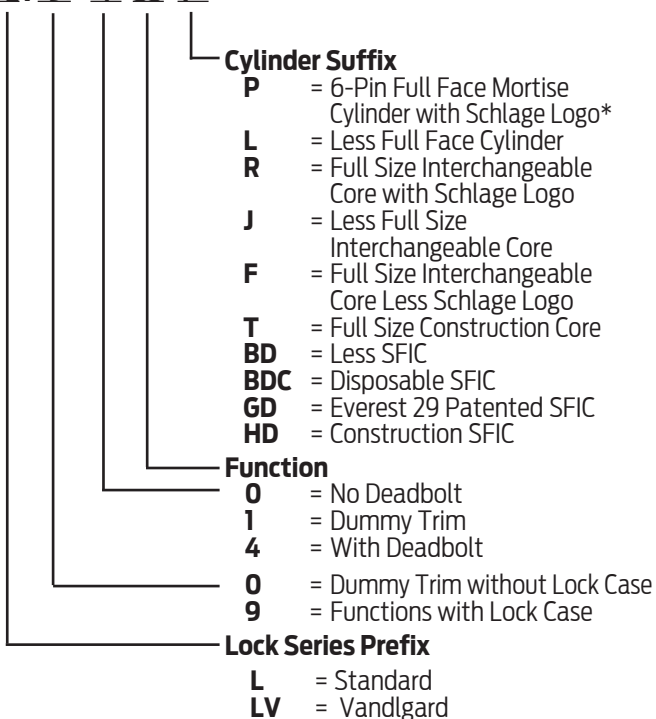
**Available Finishes**

	619	622	625	626	643e/716
Broadway	▪	▪	▪	▪	▪
Boardwalk	▪	▪	▪	▪	▪
Elan	▪	▪	▪	▪	▪
Jazz	▪	▪		▪	▪
Jupiter	▪	▪	▪	▪	▪
Latitude	▪	▪	▪	▪	▪
Longitude	▪	▪	▪	▪	▪
Neptune	▪	▪	▪	▪	▪
Saturn	▪	▪	▪	▪	▪

**L Series - Introduction**

**Product Identification**

**L/LV 9 4 53 P**



**SFIC = Small Format (Best® Style) Interchangeable Core**

**Finish Codes and Descriptions**

Code		Description
619	(US15)	Satin Nickel
622	(US19)	Matte Black
625	(US26)	Bright Chrome
626	(US26D)	Satin Chrome
643E	(US11)	Aged Bronze

**Standard Features**



Certifications	L/LV9000: ANSI/BHMA Certified A156.13-2012, Series 1000, Grade 1 Operational, Grade 1 Security, UL Listed for 3-hour fire door (except L9076 and L9077). With SFIC Interchangeable Core Cylinders: Grade 2 Security. With SFIC Interchangeable Core Cylinders: Grade 3 Security. L400: ANSI/BHMA Certified A156.36-2010, Grade 1, UL Listed for 3-hour fire door.
Case Size	L/LV9000: 4 7/16" x 6 1/16" x 1"; L400: 4 7/16" x 3 5/8" x 1"
Armor Front	L/LV9000: 1 1/4" x 8"; L400: 1 1/4" x 5 9/16"
Deadbolt	1" Throw stainless steel
Latchbolt	3/4" Throw stainless steel with anti-friction tongue
Strike	L/LV9000: 1 1/4" x 4 7/8" Square corner, 1 3/16" lip, box; L400: 1 1/8" x 3 5/8" square corner, box
Backset	2 3/4"
Cylinder	6-Pin solid brass, keyed 6-pin, S123 keyway, keyed different (KD)
Door Range	1 3/4"
Keys	Two nickel silver cut keys per lock, 6-pin, S123 section

**L - Functions**

ANSI/BHMA Certified A156.13-2012, Series 1000, Grade 1 Operational, Grade 1 Security, UL Listed for 3-hour fire door (except L9076 and L9077).

**Mortise Locks Non-Keyed**

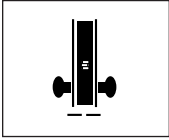
SCHLAGE ANSI

**L9010**

**F01**

**Passage Latch**

Latchbolt retracted by knob/lever from either side at all times. Inside knob/lever is always free for immediate egress.



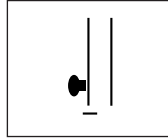
**Mortise Locks Non-Keyed Dummy**

SCHLAGE ANSI

**L0170**

**Half Dummy Trim**

Knob/lever on one side fixed by mounting bar. Not for use on wood doors, or with L escutcheon recommend L9175.

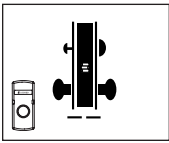


**L9040  
LV9040**

**F22**

**Bath/Bedroom Privacy Lock**

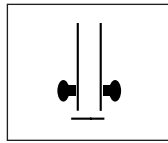
Latchbolt retracted by knob/lever from either side unless outside is locked by inside thumbturn. Turning inside knob/lever or closing door unlocks outside knob/lever. To unlock from outside, remove emergency button, insert emergency thumbturn (furnished) in access hole and rotate. Inside knob/lever is always free for immediate egress.



**L0172**

**Full Dummy Trim**


Knob/lever on both sides fixed by mounting bar.



**L9044  
LV9044**

**Privacy With Coin Turn Outside**

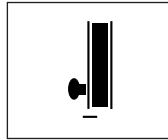
Latchbolt retracted by knob/lever from either side unless outside is locked by inside thumbturn or outside coin turn. Operating inside knob/lever, closing door, rotating inside thumbturn or rotating outside coin turn unlocks outside knob/lever. Specify per L283-056 for Torx® screws. Available with rose trim only.



**L9175**

**Half Dummy Trim w/ Lock Case**

Fixed knob/lever on one side inoperable. Includes lock case and armored front. Options same as L9176 below.

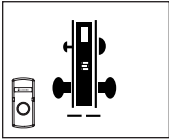


**L9440  
LV9440**

**F19**

**Privacy With Deadbolt**

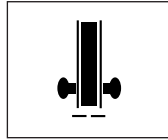
Latchbolt retracted by knob/lever from either side. Deadbolt thrown or retracted by inside thumbturn. Throwing deadbolt locks outside knob/lever. Rotating inside knob/lever simultaneously retracts deadbolt and latchbolt, and unlocks outside knob/lever. To unlock from outside, remove emergency button, insert emergency thumbturn in access hole and rotate. Inside knob/lever is always free for immediate egress.



**L9176**

**Full Dummy Trim w/ Lock Case\***

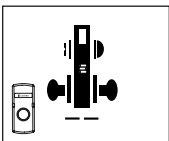
Fixed knob/lever on both sides. Includes lock case and blank armor front. May be ordered with optional XL11-743 armored front with cutout to receive deadbolt.



**L9444  
LV9444**

**Privacy With Deadbolt and Coin Turn Outside**

Latchbolt retracted by knob/lever from either side. Deadbolt thrown or retracted by inside thumbturn or outside coin turn. Throwing deadbolt locks outside knob/lever. Rotating inside knob/lever simultaneously retracts deadbolt and latchbolt, and unlocks outside knob/lever. Rotating outside coin turn retracts deadbolt and unlocks outside knob/lever. Specify per L283-056 for Torx screws. Available with rose trim only. Inside knob/lever is always free for immediate egress.



LV- Vandgard function allows exterior lever to rotate freely down, while remaining securely locked.

\* In a double door application where the dummy will be used as the strike, order 10-091 Armored Front Strike separately.



180 degree messaging indicator available. See options section for details.

Additional functions as well as Mortise Deadbolts are available; please consult your Allegion representative for details.




L - Functions

**Mortise Locks Keyed**

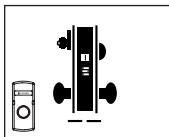
SCHLAGE ANSI

**L9050 F04  
LV9050**




**Entrance/Office Lock**  
Latchbolt retracted by knob/lever from either side unless outside is made inoperative by key outside or by turning inside thumbturn. When outside is locked, latchbolt is retracted by key outside or by knob/lever inside. Outside knob/lever remains locked until thumbturn is returned to vertical or unlocked by key. Auxiliary latch deadlocks latchbolt when door is locked. Inside knob/lever is always free for immediate egress.

**L9056 F22  
LV9056**




**L9050 With Automatic Unlocking**  
Latchbolt retracted by knob/lever from either side unless outside is made inoperative by key outside or by rotating inside thumbturn. Outside knob/lever unlocked by key outside, thumbturn or closing door. Rotating inside knob/lever simultaneously retracts latchbolt and unlocks outside knob/lever. Auxiliary latch deadlocks latchbolt when door is locked. Inside knob/lever is always free for immediate egress.

**L9060 F09  
LV9060**



**Apartment Entrance Lock**  
Latchbolt retracted by knob/lever from either side unless outside is locked by key from inside. When locked, latchbolt retracted by key outside or knob/lever inside. Auxiliary latch deadlocks latchbolt when door is locked. Inside knob/lever is always free for immediate egress.

**L9080 F07  
LV9080**



**Storeroom Lock**  
Latchbolt retracted by key outside or by knob/lever inside. Outside knob/lever always inoperative. Auxiliary latch deadlocks latchbolt when door is locked. Inside knob/lever is always free for immediate egress.

LV- Vandgard function allows exterior lever to rotate freely down, while remaining securely locked.

\* **Caution:** Double cylinder locks on residences and any door in any structure which is used for egress are a life safety hazard in times of emergency and their use is not recommended. Installation should be in accordance with existing codes only.




180 degree messaging indicator available. See options section for details.

**Mortise Locks-Keyed with Deadbolt**


SCHLAGE ANSI

**L9453 F20  
LV9453**




**Entrance/Office Lock with Deadbolt**  
Latchbolt retracted by knob/lever from either side unless outside is locked by 20° rotation of thumbturn. Deadbolt thrown or retracted by 90° rotation of thumbturn. When locked, key outside or knob/lever inside retracts deadbolt and latchbolt simultaneously. Outside knob/lever remains locked until thumbturn is restored to vertical position. Throwing deadbolt automatically locks outside knob/lever. Auxiliary latch deadlocks latchbolt when door is locked. Inside knob/lever is always free for immediate egress.

**L9456 F13  
LV9456**




**Corridor Lock**  
Latchbolt retracted by knob/lever from either side. Deadbolt thrown or retracted by key outside or inside thumbturn. Throwing deadbolt locks outside knob/lever. Turning inside knob/lever simultaneously retracts deadbolt and latchbolt and unlocks outside knob/lever. Inside knob/lever is always free for immediate egress.

**L9465**



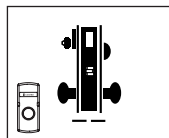
**Closet/Storeroom Lock**  
Latchbolt retracted by knob/lever from either side. Deadbolt thrown or retracted by key outside.

**L9466 F14**



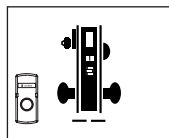
**Store/Utility Room Lock\***  
Latchbolt retracted by knob/lever from either side. Deadbolt thrown or retracted by key from either side.

**L9473 F21**



**Dormitory/Bedroom Lock**  
Latchbolt retracted by knob/lever from either side. Deadbolt thrown or retracted by key outside or thumbturn inside.

**L9480  
LV9480**



**Storeroom Lock With Deadbolt**  
Latchbolt retracted by key outside or by lever or knob inside. Outside knob/lever always fixed. Deadbolt thrown or retracted by key outside or thumbturn inside. Turning inside knob/lever simultaneously retracts both deadbolt and latchbolt. Auxiliary latch deadlocks latchbolt when door is locked. Inside knob/lever is always free for immediate egress.

Additional functions as well as Mortise Deadbolts are available; please consult your Allegion representative for details.

**L909x EL/EU Electrified Locks**

All locks feature automatic detection and operation with 12 or 24V DC, and a case-mounted switch that allows customer selection of EL (fail safe) or EU (fail secure) operation. Please specify lock function as EL or EU for default switch position. Locks also come standard with Allegion Connect moxex connector with 3" lead. Allegion Connect is a moxex connector system that allows rapid installation of locks when used with Allegion Connect Harnesses (see page 193) and Allegion Connect Hinges (see Ives pricebook). For more information speak with your sales representative. The moxex connector can also be cut off so that the lock can be installed with traditional splicing.

Available options for electrified functions: Request to Exit specify RX in the option string  
 Latchbolt Monitor specify LX in the option string  
 Door Position Sensor specify DPS in the option string (non deadbolt models only)  
 Deadbolt Monitor specify DM in the option string (deadbolt models only)

**L9090EL L9090EU Electrically locking/unlocking outside lever, no cylinder**



Outside knob/lever continuously locked (EL) or unlocked (EU) by 12 or 24V DC. Inside lever always free for immediate egress.

**L9492EL L9492EU Electrically locking/unlocking outside lever, outside cylinder, inside thumbturn, with deadbolt**



Outside knob/lever continuously locked (EL) or unlocked (EU) by 12 or 24V DC. Deadbolt thrown or retracted by key outside or thumbturn inside. Turning inside knob/lever retracts deadbolt and opens door. When unlocked, rotating outside lever retracts deadbolt and opens door. Aux latch deadlocks latchbolt when door is shut. Inside lever always free for immediate egress.

**L9091EL L9091EU Electrically locking/unlocking both levers, no cylinder**




Inside and outside knob/lever continuously locked (EL) or unlocked (EU) by 12 or 24V DC.

**L9493EL L9493EU Electrically locking/unlocking both levers, outside cylinder, inside thumbturn, with deadbolt**



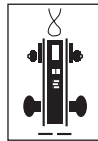
Inside and outside knob/lever continuously locked (EL) or unlocked (EU) by 12 or 24V DC. Deadbolt thrown or retracted by key outside or thumbturn inside. When unlocked, rotating inside or outside lever retracts deadbolt and opens door. Aux latch deadlocks latchbolt when door is shut.

**L9092EL L9092EU Electrically locking/unlocking outside lever, Outside cylinder (replaces L9080EL/EU)**



Outside knob/lever continuously locked (EL) or unlocked (EU) by 12 or 24V DC. Latchbolt retracted by key outside or knob/lever inside. Aux latch deadlocks latchbolt when door is locked. Inside lever always free for immediate egress.

**L9494EL L9494EU Electrically locking/unlocking outside lever, inside and outside cylinders, with deadbolt**



Outside knob/lever continuously locked (EL) or unlocked (EU) by 12 or 24V DC. Deadbolt thrown or retracted by key outside or inside. Turning inside knob/lever retracts deadbolt and opens door. When unlocked, rotating outside lever retracts deadbolt and opens door. Aux latch deadlocks latchbolt when door is shut. Inside lever always free for immediate egress.

**L9093EL L9093EU Electrically locking/unlocking both levers, Outside cylinder**



Inside and outside knob/lever continuously locked (EL) or unlocked (EU) by 12 or 24V DC. Latchbolt retracted by key outside. EL is fail safe (power failure allows either knob/lever to retract latchbolt); EU is fail secure (power failure locks both knobs/levers). Aux latch deadlocks latchbolt when door is locked

**L9495EL L9495EU Electrically locking/unlocking both levers, inside and outside cylinders, with deadbolt**




Inside and outside knob/lever continuously locked (EL) or unlocked (EU) by 12 or 24V DC. Deadbolt thrown or retracted by key outside or inside. When unlocked, rotating inside or outside lever retracts deadbolt and opens door. Aux latch deadlocks latchbolt when door is shut.

**L9094EL L9094EU Electrically locking/unlocking outside lever, Inside and outside cylinder**



Outside knob/lever continuously locked (EL) or unlocked (EU) by 12 or 24V DC. Latchbolt retracted by key inside or outside or knob/lever inside. Aux latch deadlocks latchbolt when door is locked. Inside lever always free for immediate egress.

**L9095EL L9095EU Electrically locking/unlocking both levers, Inside and outside cylinder (replaces L9082EL/EU)**



Inside and outside knob/lever continuously locked (EL) or unlocked (EU) by 12 or 24V DC. Latchbolt retracted by key inside or outside. Aux latch deadlocks latchbolt when door is locked.

Additional functions as well as Mortise Deadbolts are available; please consult your Allegion representative for details.

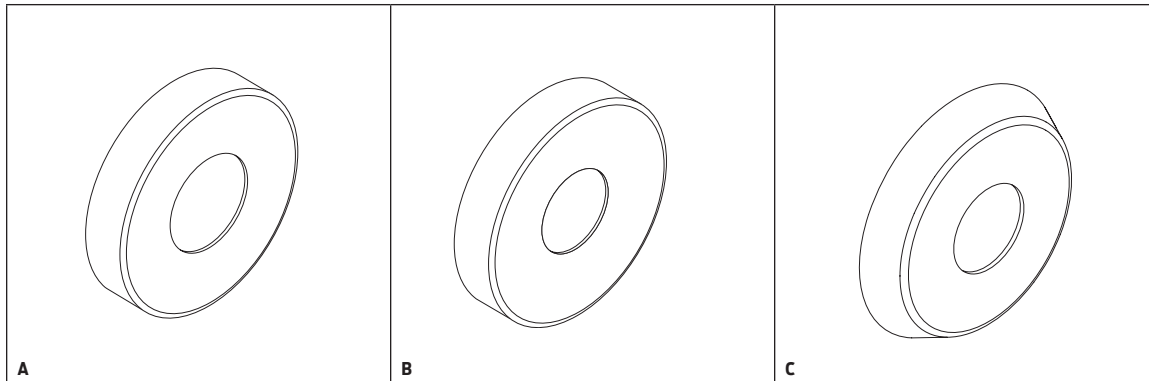
**L - Complete Locks**  
**Standard Lever Collection\* A, B or C Rose Trim**

**Cast or Forged Lever Designs with Wrought Roses**

<p><b>06 (Rhodes)</b></p> <p>Not available with C Rose</p>	<p><b>07 (Athens)</b></p>	<p><b>17 (Sparta)</b></p>	<p><b>LAT (Latitude)</b></p>
<p><b>LON (Longitude)</b></p>	<p><b>M52 (Broadway)</b></p>	<p><b>M81 (Boardwalk)</b></p>	

**Note:** Above images shown with A Rose.  
**Note:** A wide variety of additional lever designs are available; consult your Allegion representative for details

**Wrought Rose Designs**



**Complete Locks - L**

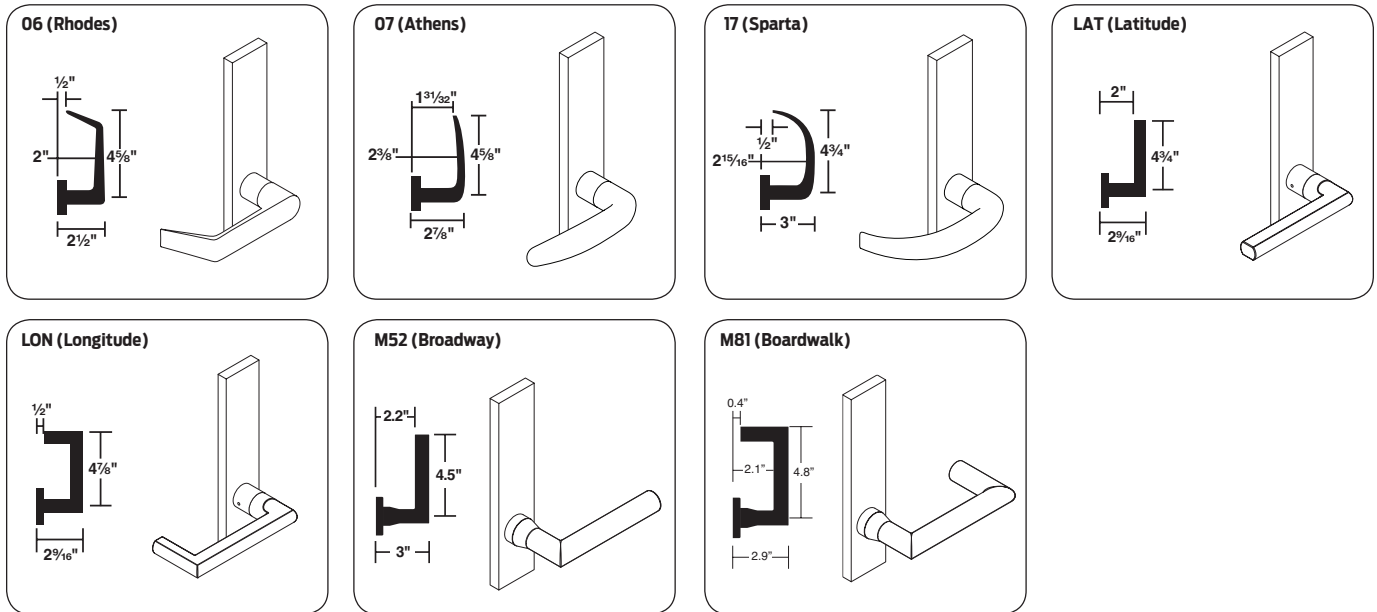
**L-Series (A, B or C Rose Trim) - Standard Collection levers**

Function	Add \$87 for Vandgard Option	Add \$889 MultiPoint Lock	Description	06 (Rhodes), 07 (Athens), 17 (Sparta), LAT (Latitude), LON (Longitude)			M52 (Broadway), M81 (Boardwalk)
				626	619 622 625 643e		619, 622, 625, 626, 643e
<b>Keyless Functions</b>							
L9010		•	Passage	\$668	\$680		\$698
L9040		•	Privacy	768	780		798
L9044		•	Privacy w/ coin turn	834	846		864
L9090&91 EL&EU			Electrified Lock (keyless)	1,075	1,087		1,105
L9440		•	Privacy w/ deadbolt	884	896		914
L9444		•	Privacy w/ deadbolt and coin turn	948	960		978
L0170			Single dummy	239	245		255
L0172			Double dummy	485	497		515
L9175			Single dummy with case	358	364		374
L9176			Double dummy with case	590	602		620
<b>Keyed Single Cylinder Functions</b>							
L9050P		• •	Entrance/Office	856	868		886
L9056P		•	Entrance/Office with auto unlocking	935	947		965
L9080P		• •	Storeroom	856	868		886
L9092P&93P EL&EU			Electrified Lock (outside cylinder)	1,160	1,172		1,190
L9453P		•	Entrance w/ deadbolt	884	896		914
L9456P		•	Corridor w/ deadbolt				
L9465P			Closet/Storeroom w/ deadbolt				
L9473P			Dorm/Bedroom w/ deadbolt				
L9480P		•	Storeroom w/ deadbolt	969	981		999
L9492P&93P EL&EU			Electrified lock (outside cylinder, inside thumbturn, deadbolt)	1,185	1,197		1,215
<b>Keyed Double Cylinder Functions</b>							
L9060P		•	Apartment entrance	\$941	\$953		\$971
L9094P&95P EL&EU			Electrified Lock (Inside and outside cylinder)	1,245	1,257		1,275
L9466P			Storeroom w/ deadbolt	941	953		971
L9494P&95P EL&EU			Electrified lock (inside and outside cylinder, deadbolt)	1,271	1,283		1,301

**Notes:** 1) For the Everest 29 T and Everest D family of restricted keyways (Quad, Numbered, Reversed) add \$16.00. This does not apply to Primus families. See Terms and Conditions for more information.

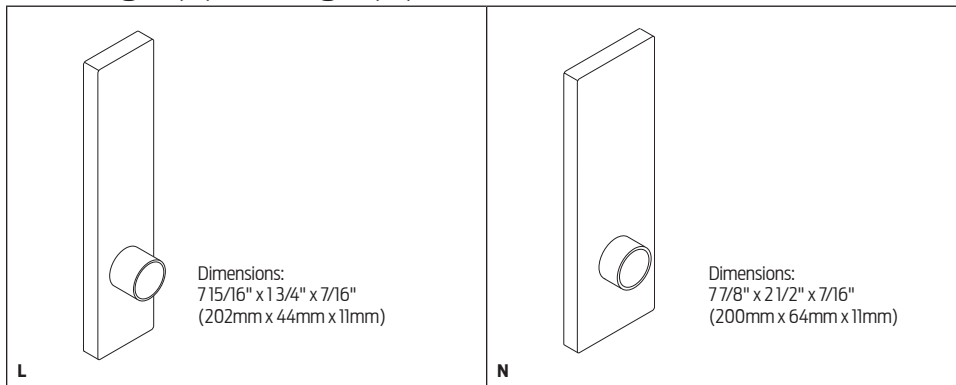
**L - Complete Locks**  
**Standard Lever Collection\* Escutcheon Trim**

**Cast or Forged Lever Designs with Cast, Forged, or Wrought Escutcheons**



**Note:** Above images shown with L Escutcheon.  
**Note:** A wide variety of additional lever designs are available; consult your Allegion representative for details

**Cast/Forged (L) or Wrought (N)**





**L - Complete Locks  
L or N Escutcheon Trim**

**L-Series (L or N Escutcheon) - Standard Collection Levers**

Function	Add \$87 for Vandlgard Option	Add \$889 MultiPoint Lock	Description	Lever or Knob Designs and Finishes		
				Standard Lead time		
				06 (Rhodes), 07 (Athens), 17 (Sparta), LAT (Latitude), LON (Longitude)		M52 (Broadway), M81 (Boardwalk)
				Finishes		
			626	619 622 625 643e	619, 622, 625, 626, 643e	
<b>Keyless Functions</b>						
L9010		•	Passage	\$695	\$707	\$725
L9040		•	Privacy	795	807	825
L9044		•	Privacy w/ Coin Turn and Outside Indicator (N Escutcheon Only)	861	873	891
L9444		•	Privacy w/ Deadbolt, Coin Turn and Outside Indicator (N Escutcheon Only)	975	987	1,005
L9090&91 EL&EU			Electrified Lock (keyless)	1,102	1,114	1,132
L9440		•	Privacy w/ Deadbolt	911	923	941
L0170			Single Dummy (N Escutcheon Only)	266	272	282
L0172			Double Dummy	512	524	542
L9175			Single Dummy with Case	385	397	415
L9176			Double Dummy with Case	617	629	647
<b>Keyed Single Cylinder Functions</b>						
L9050P		• •	Entrance/Office	\$883	\$895	\$913
L9056P		•	Entrance/Office w/ Auto Unlocking	962	974	992
L9080P		• •	Storeroom	883	895	913
L9092P&93P EL&EU			Electrified Lock (outside cylinder)	1,187	1,199	1,217
L9453P		•	Entrance/Office w/ Deadbolt	911	923	941
L9456P		•	Corridor w/ Deadbolt			
L9465P			Closet/Storeroom w/ Deadbolt			
L9473P			Dorm/Bedroom w/ Deadbolt			
L9480P		•	Storeroom w/ Deadbolt	996	1,008	1,026
L9492P&93P EL&EU			Electrified lock (outside cylinder, inside thumbturn, deadbolt)	1,212	1,224	1,242
<b>Keyed Double Cylinder Functions</b>						
L9060P		•	Apartment Entrance	\$968	\$980	\$998
L9094P&95P EL&EU			Electrified Lock (Inside and outside cylinder)	1,272	1,284	1,302
L9466P			Storeroom w/ Deadbolt	968	980	998
L9494P&95P EL&EU			Electrified lock (inside and outside cylinder, deadbolt)	1,298	1,310	1,328

**Notes:** 1) For the Everest 29 T and Everest D family of restricted keyways (Quad, Numbered, Reversed) add \$16.00. This does not apply to Primus families. See Terms and Conditions for more information.

2) L escutcheon available 1 3/8" - 2 1/2" doors non-Vandlgard functions, 1 3/4" - 2 1/2" doors on Vandlgard functions. N escutcheon available 1 3/4" - 2 1/4" non-Vandlgard and Vandlgard functions



L - Cylinder Options

Cylinder Adjustments

Specify	Description	Lock Price Adjustment (per cylinder)
<b>Full Size Interchangeable Core (FSIC)</b>		
R Suffix	Full size core (furnished 1-bitted w/ two 6-pin keys unless otherwise specified)	\$71.00
J Suffix	Less full size core	N/C
<b>Full Size Construction Core</b>		
T Suffix	Full size construction core (assessed handing charge 50-231 per core)	\$71.00
<b>Small Format Interchangeable Core (SFIC) (Not available with Hotel Functions L9485 or L9486)</b>		
GD Suffix	Everest patented core (specify key symbol; see Terms & Conditions for more details)	\$82.00
BD Suffix	Less small format core	N/C
<b>Small Format Construction Core &amp; Disposable Core</b>		
HD Suffix	Small format construction core (assessed handing charge 50-231 per core)	\$43.00
BDC Suffix	Small format disposable core	N/C
<b>Construction Core Handling Charge</b>		
50-231	Handing charge for construction core (assessed per core, non-refundable)	\$10.00

Notes Control keys are not furnished with locks and must be purchased separately. See Keys & Keying. Interchangeable cores are not available with concealed cylinders.

Ordering instructions: Add suffix to lock function. Ex: L9050J (L9050 function less full size core)

Shaded items are standard components and are furnished with locks unless otherwise specified.

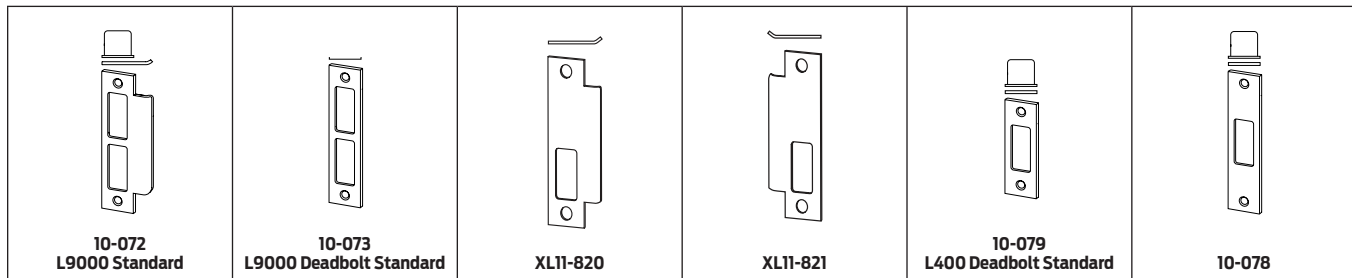
**L - Armor Fronts and Strikes**

**Armor Fronts, L9000**

Specify	Description	Lock Price Adjustment
<b>1 1/4" Wide (Standard armor size for 1 3/4" and larger door thicknesses)</b>		
09-661	Blank (L9175, L9176)	N/C
09-662	Latch only (L9010, L9040, L9044)	
09-663	Latch x aux latch (L9050, L9056, L9060, L9070, L9071, L9080, L9082, L9090/91/92/93/95/95*)	
09-713	Latch x aux latch (L9076, L9077)	
09-664	Latch x deadbolt (L9440, L9444, L9456, L9457, L9465, L9466, L9473, L9496)	
09-665	Deadbolt (L9460, L9462, L9463, L9464)	
09-666	Latch x aux latch x deadbolt (L9453, L9458, L9480, L9485, L9486, L9492/93/94/95)	
09-717	Deadbolt armor (L460, L462, L463, L464, L480, L496)	
<b>1 1/16" Wide (recommended armor size for doors thinner than 1 3/4", including 1 3/8" doors)</b>		
09-667	Blank (L9175, L9176)	N/C
09-668	Latch only (L9010, L9040, L9044)	
09-669	Latch x aux latch (L9050, L9056, L9060, L9070, L9071, L9080, L9082, L9090/91/92/93/94/95*)	
09-718	Latch x aux latch (L9076, L9077)	
09-670	Latch x deadbolt (L9440, L9444, L9456, L9457, L9465, L9466, L9473, L9496)	
09-671	Deadbolt (L9460, L9462, L9463, L9464)	
09-672	Latch x aux latch x deadbolt (L9453, L9458, L9480, L9485, L9486, L9492/93/94/95)	

\*For L9090/91/92/93/94/95 with DPS use armor 09-666 (1-1/4" wide) or 09-670 (1-1/16 wide)

Ordering instructions: Specify on order only if requesting other than default.



**Strikes, L9000**

Specify	Description	Lock Price Adjustment
<b>Strikes, L9000 Series</b>		
10-072	1 1/4" x 4 7/8" square corner strike + box, 1 3/16" lip length, standard L9000 strike	N/C
10-072 xx	1 1/4" x 4 7/8" square corner strike + box; specify lip length (xx) as 7/8", 1" or 1-1/2"	
10-072 xx	1 1/4" x 4 7/8" square corner strike + box; specify lip length (xx) as 1-3/4" or 2"	\$30.40
10-073	Deadbolt lock strike, standard for L9460, L9462, L9463 and L9464	N/C
10-075	1/2" rabbeted strike	105.00
37-015	Door frame strike reinforcer (finish not applicable)	N/C
XL11-820	One hole strike for latching functions, RH & LHR doors	13.00
XL11-821	One hole strike for latching functions, LH & RHR doors	
<b>Strikes, L400 Series</b>		
10-078	1-1/4" x 4-7/8" square corner strike + box	N/C
10-079	1-1/8" x 3-1/2" square corner strike + box, ANSI 115.5 prep, standard L400 strike	

Ordering instructions: Specify on order only if requesting other than default.

Shaded items are standard components and are furnished with locks unless otherwise specified.



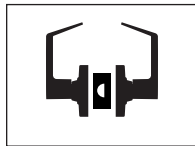
**ND Levers - Functions**

ANSI/BHMA Certified A156.2-2011, Series 4000, Grade 1, UL Listed for 3-hour fire door.

**Non-Keyed Locks**

SCHLAGE ANSI

**ND10S F75**



**Passage Latch**

Both levers always unlocked. Inside lever is always free for immediate egress. Also available with Request to Exit (RX) function.

**ND40S F76**



**Bath/Bedroom Privacy Lock**

Push-button locking. Can be opened from outside with small screwdriver. Turning inside lever or closing door releases button. Inside lever is always free for immediate egress.

**ND170**



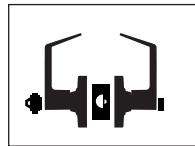
**Single Dummy Trim**

Dummy trim for one side of door. Used for door pull or as matching inactive trim.

**Keyed Locks**

SCHLAGE ANSI

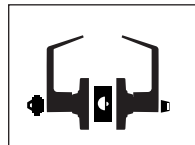
**ND50PD F82**



**Entrance/Office Lock**

Push-button locking. Push-button locks outside lever until unlocked with key or by turning inside lever. Inside lever is always free for immediate egress.

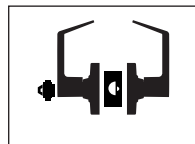
**ND53PD F109**



**Entrance Lock**

Turn/push-button locking; pushing and turning button locks outside lever, requiring use of key until button is manually unlocked. Push-button locking; pushing button locks outside lever until unlocked by key or by turning inside lever. Inside lever is always free for immediate egress.

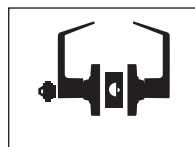
**ND80PD F86**



**Storeroom Lock**

Outside lever fixed. Entrance by key only. Inside lever always unlocked for immediate egress. Also available with Request to Exit (RX) function.

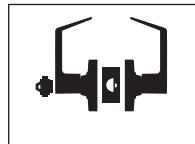
**ND80PDEL**



**Electrically Locked (Fail Safe)**

Outside lever continuously locked electrically. Unlocked by key outside or by switch or power failure. Auxiliary latch deadlocks latchbolt when door is closed. Inside lever always unlocked for immediate egress. Also available with Request to Exit (RX) function.

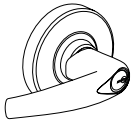
**ND80PDEU**



**Electrically Unlocked (Fail Secure)**

Outside lever continuously locked until unlocked by key or electric current. Auxiliary latch deadlocks latchbolt when door is closed. Inside lever always unlocked for immediate egress. Also available with Request to Exit (RX) function.

**ND Levers - Complete Locks**



Athens (ATH)



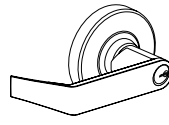
Latitude (LAT)



Longitude (LON)



Sparta (SPA)



Rhodes (RHO)



Broadway (BRW)

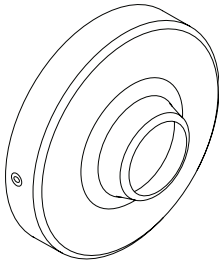


Boardwalk (BRK)

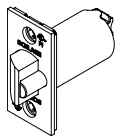
Note: tactile warning and additional lever designs are available; consult your Allegion representative for details

**Roses**

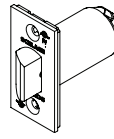
**Inside/Outside Rose, 03-042 RHO**  
 Size: 3 7/16" dia.



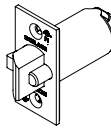
**Latches**



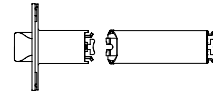
Deadlatch, 13-247



Springlatch, 13-248

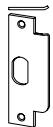


Anti-Friction Fire Door Deadlatch, 14-042



Backset Extension Link, 43-005

**Strikes**



ANSI Strike, 10-025



T Strike, 10-013



Square corner, T-strike, deep box, fire door latch, 10-016



**ND Levers - Complete Locks**

Function	Description	Designs and Finishes				PRIMARY CYLINDER ADJUSTMENTS AVAILABLE LEVERS AVAILABLE FINISHES								
		ATH	RHO	SPA	BRW	BRK	LAT	LON	LD CD	RD TD*	JD	BD BDC	GD	HD*
		626	619 622 625 643e											
<b>Keyless</b>														
ND10S	Passage	424	436											
ND40S	Privacy	488	500											
ND170	Single dummy	182	188											
<b>Keyed, Single Cylinder</b>														
ND50PD	Entrance/Office	578	590			-62	37	-34	N/C	82	43			
ND53PD	Entrance													
ND80PD	Storeroom													
ND80PD EL/ EU	Electrically locked or unlocked	774	786											
ND96PD EL/ EU	Vandgard® Electrically locked or unlocked	850	862											

\* Temporary cores (TD and HD options) require non-refundable core handling charge (50-231) of \$9.50 and will be added to the price of the lock. All electrified functions are compatible with the Allegion Connect harnesses. For additional options, including competitive cores, please see the Schlage Mechanical Price Book

**ND Levers - Options**

**Latches**

Part Number	Backset - Description	Lock Adjustment
<b>Spring Latch*</b>		
13-248	2 3/4" - Square corner, 1 1/8" x 2 1/4"	N/C
<b>Deadlatch*</b>		
14-047	2 3/8" - Square corner, 1 1/8" x 2 1/4"	N/C
14-048	2 3/8" - Square corner, 1 x 2 1/4"	N/C
13-247	2 3/4" - Square corner, 1- 1/8" x 2 1/4"	N/C

\* All latch extensions require reinforcement when used in hollow metal door applications

**Strikes**

Part Number	Lip Length - Description	Lock Adjustment
10-013	1 1/8" - Square corner, T-strike, box, 1 1/8" x 2 3/4"	N/C
	1 1/2" - Square corner, T-strike, box, 1 1/8" x 2 3/4"	+4.50
10-016	1 1/8" - Square corner, T-strike, deep box, fire door latch	N/C
	1 3/16" - ANSI, no box, 1 1/4" x 4 7/8"	N/C
10-025	1 3/8" - ANSI, no box, 1 1/4" x 4 7/8"	+27.20
	1 1/2" - ANSI, no box, 1 1/4" x 4 7/8"	+27.20
K510-066	Box for ANSI strike, must be specified	N/C

**Non-Standard Door Thickness\***

Description	Specify	Lock Adjustment
1 3/8" thick doors - 2 chassis spacers (XN12-012) required; see ND-18	Door thickness and how door is extended. Example: 3", EO	+57.60

\* If not specified orders will default to EE; RX and Competitor Cores options need to be ordered via RFQ

Shaded items are standard components and are furnished with locks unless otherwise specified.

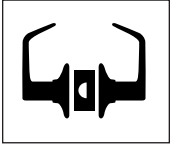
**AL - Functions**

ANSI/BHMA Certified A156.2-2011, Series 4000, Grade 2, UL Listed for 3-hour fire door.

**Non-Keyed Locks**

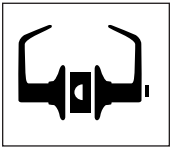
SCHLAGE    ANSI

**AL10S    F75**



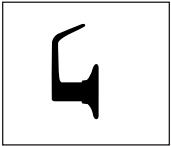
**Passage Latch**  
Both levers always unlocked.

**AL40S    F76**



**Bath/Bedroom Privacy Lock**  
Push-button locking. Can be unlocked from outside with small screwdriver, not included. Turning inside lever or closing door releases button.

**AL170**

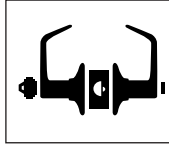


**Single Dummy Trim**  
Dummy trim for one side of door. Used for door pull or as matching inactive trim.

**Keyed Locks**

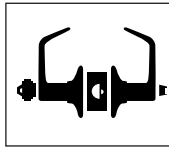
SCHLAGE    ANSI

**AL50PD    F82**



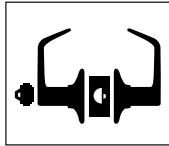
**Entrance/Office Lock**  
Push-button locking. Push-button locks outside lever until unlocked with key or by rotating inside lever.

**AL53PD    F109**



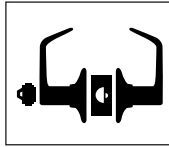
**Entrance Lock**  
Turn/push-button locking; pushing and turning button locks outside lever requiring use of key until button is manually unlocked. Push-button locking; pushing button locks outside lever until unlocked by key or by turning inside lever.

**AL70PD    F84**



**Classroom Lock**  
Outside lever locked and unlocked by key. Inside lever always unlocked.

**AL80PD    F86**




**Storeroom Lock**  
Outside lever fixed. Entrance by key only. Inside lever always unlocked.


**AL - Complete Locks**



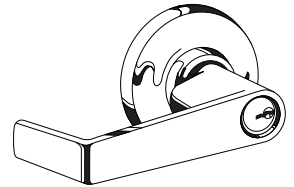
Jupiter (JUP)



Neptune (NEP)

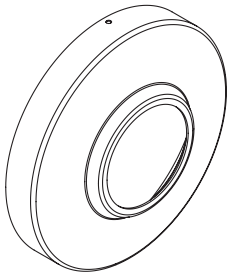
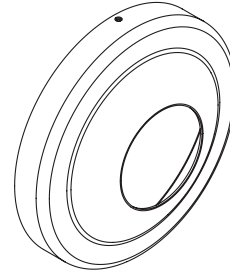


Omega (OME)

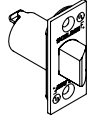
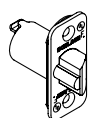
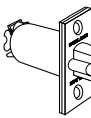

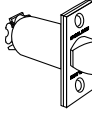


Saturn (SAT)

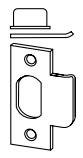
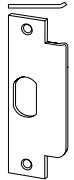
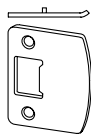

**Roses**

<p><b>Inside/Outside Rose - Rhodes</b>  <b>Levers:</b> JUP, NEP, SAT  <b>Size:</b> 3 7/16" dia.</p> 	<p><b>Inside/Outside Rose - Omega</b>  <b>Levers:</b> OME  <b>Size:</b> 3 7/16" dia.</p> 
---	--

**Latches**

 <p>11-068</p>	 <p>11-088</p>	 <p>11-096 Standard</p>	 <p>11-104</p>	 <p>11-116</p>
---	---	--	---	---

**Strikes**

 <p>10-001</p>	 <p>10-025 Standard</p>	 <p>10-027</p>	 <p>10-058</p>
---	--	--	---



**AL - Complete Locks**

Function	Description	Designs and Finishes		PRIMARY CYLINDER ADJUSTMENTS AVAILABLE LEVERS AVAILABLE FINISHES						
		JUP NEP OME SAT		LD	RD TD*	JD	BD BDC	GD	HD*	
		626	619 622 625 643e							
<b>Keyless</b>										
AL10S	Passage	186	198							
AL40S	Privacy	212	224	ALL		JUP NEP SAT				
AL170	Single dummy	108	114							
<b>Keyed, Single Cylinder</b>				LD CD	RD TD	JD	BD BDC	GD	HD	
AL50PD	Entrance/Office	271	283	-62	37	-34	N/C	82	43	
AL53PD	Entrance									
AL70PD	Classroom									
AL80PD	Storeroom									

\* Temporary cores (TD and HD options) require non-refundable core handling charge (50-231) of \$9.50 and will be added to the price of the lock.

**Latches**

Part Number	Backset - Hsg Dia - Description	Lock Adjustment
<b>Spring Latch</b>		
11-068	2 3/8" - 7/8" - Square corner, 1" x 2 1/4"	N/C
11-069	2 3/8" - 7/8" - 1/4" Radius round corner, 1" x 2 1/4"	
11-111	2 3/4" - 7/8" - Square corner, 1" x 2 1/4"	
11-112	2 3/4" - 7/8" - 1/4" Radius round corner, 1" x 2 1/4"	
11-116	2 3/4" - 1" - Square corner, 1 1/8" x 2 1/4"	
<b>Deadlatch</b>		
11-085	2 3/8" - 7/8" - Square corner, 1" x 2 1/4"	N/C
11-088	2 3/8" - 7/8" - 1/4" Radius round corner, 1" x 2 1/4"	
11-091	2 3/4" - 7/8" - Square corner, 1" x 2 1/4"	
11-092	2 3/4" - 7/8" - 1/4" Radius round corner, 1" x 2 1/4"	
11-096	2 3/4" - 1" - Square corner, 1 1/8" x 2 1/4"	

**Strikes**

Part Number	Lip Length - Description	Lock Adjustment
10-001	1 1/8" - Square corner, T-strike, box, 1 1/8" x 2 3/4"	N/C
	1" - Square corner, T-strike, box, 1 1/8" x 2 3/4"	+7.50
	1 1/4" - Square corner, T-strike, box, 1 1/8" x 2 3/4"	
	1 1/2" - Square corner, T-strike, box, 1 1/8" x 2 3/4"	
	1 3/4" - Square corner, T-strike, box, 1 1/8" x 2 3/4"	
	2" - Square corner, T-strike, box, 1 1/8" x 2 3/4"	
10-004	1 1/8" - 1/4" Radius round corner, T-strike, box, 1 1/8" x 2 3/4"	N/C
10-025	1 3/16" - ANSI, no box, 1-1/4" x 4-7/8"	N/C
	1 3/8" - ANSI, no box, 1-1/4" x 4-7/8"	+27.20
	1 1/2" - ANSI, no box, 1-1/4" x 4-7/8"	
10-026	1 1/8" - Square corner, full lip, no box, 1 5/8" x 2 1/4"	N/C
10-027	1 1/8" - 1/4" Radius round corner, full lip, no box, 1 5/8" x 2 1/4"	
10-058	Circular, adjustable, 1 3/4" diameter - 605 and 626 finishes only	
K510-066	Box for ANSI strike, must be specified	

Shaded items are standard components and are furnished with locks unless otherwise specified.

**MA Series - Introduction**

**Product Identification**

**MA 501 P D**

**Latch Suffix**  
**D** = Deadlatch

**Cylinder Suffix**  
**B** = Less SFIC  
**BB** = With SFIC Core (Best)  
**BDC** = Disp. Const. Core  
**G** = With SFIC Core (Falcon)  
**H** = With SFIC Keyed Const. Core  
**L** = Less 6-Pin Cylinder  
**P** = 6-Pin Cylinder pinned to 5 chambers  
**P6** = 6-Pin Cylinder pinned to 6 chambers  
**P7** = 7-Pin Cylinder to 7 chambers

**Function**  
 See 31

**Lock Series**

SFIC = Small Format (Best® Style) Interchangeable Core

**Finish Codes and Descriptions**

Code		Description
619	(US15)	Satin Nickel
622	(US19)	Matte Black
625	(US26)	Bright Chrome
626	(US26D)	Satin Chrome
630	(US32D)	Satin Stainless Steel
643E	(US11)	Aged Bronze

**Standard Features** - Furnished unless otherwise specified

**BHMA**  
CERTIFIED

Certification	ANSI A156.13, Series 1000, Grade 1 Operation and Security, UL Listed for 3-Hour fire door with SFIC Interchangeable Core Cylinders: Grade 3 Security
Latch	2 piece stainless steel anti-friction bolt 3/4" projection.
Strike	1 1/4" x 4 7/8", ANSI, Square corner, with dust box
Cylinder	6-Pin, Solid brass, Keyed 5-Pin, Falcon G keyway, Keyed different (KD)
Door Range	1 3/4" - 1 7/8" standard
	Keys Two, Nickel silver cut keys per lock, Falcon G keyway

MA Series - Functions

ANSI A156.13 Series 1000 Grade 1 Operation  
Mortise

FALCON ANSI

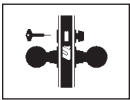
MA101 F01



**Passage/Closet Latchset**

Latchbolt retracted by knob/lever from either side at all times. Inside knob/lever is always free for immediate egress.

MA301 F02



**Privacy Lock**

Latch bolt operated by knobs/levers either side, dead bolt operated by turn from inside or by emergency release outside.

MA441 F32



**Classroom Security Lock**

Latch bolt operated by knob/lever from either side except when outside knob/lever is locked from inside or outside by key. When outside knob/lever is locked, latch bolt is retracted by key from inside or outside or by operating inside knob/lever. Auxiliary dead latch. Inside knob/lever is always free for immediate egress.

MA521 F04



**Entry/Office Lock**

Latch bolt operated by knob/lever from either side except when outside knob/lever is made inoperative by buttons in face. When outside knob/lever is locked, latch bolt is retracted by key from outside or by operating inside knob/lever. Auxiliary dead latch. Inside knob/lever is always free for immediate egress.

MA531 F20



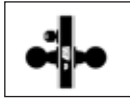
**Apartment Corridor Door Lock**

Latch bolt operated by knob/lever from either side, except when outside knob/lever is made inoperative by buttons in face. Dead bolt operated by key outside or turn inside. Key outside operates both bolts. Operating inside knob/lever retracts both bolts and outside remains locked. Latch bolt is deadlocked when outside knob/lever is made inoperative or when the dead bolt is projected. When dead bolt is retracted, knob/lever is unlocked by buttons in face. Inside knob/lever is always free for immediate egress.

Mortise

FALCON ANSI

MA561 F05



**Classroom Lock**

Latchbolt operated by knob/lever from either side except when outside knob/lever is locked by key. When outside knob/lever is locked, latchbolt is retracted by key from outside or by operating inside knob/lever. Auxiliary latch deadlocks latchbolt when door is closed. Inside knob/lever is always free for immediate egress.

MA571 F13



**Dormitory or Exit Lock**

Latch bolt operated by knob/lever from either side. Dead bolt projected by key from outside and turn from inside. Operating inside knob/lever retracts both bolts and unlocks outside. Inside knob/lever is always free for immediate egress.

MA581 F07



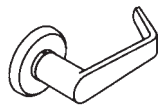
**Storeroom Lock**

Latch bolt operated by key from outside or by operating inside knob/lever. Outside knob/lever is always inoperative. Auxiliary dead latch. Inside knob/lever is always free for immediate egress.



**MA-Series - Complete Locks**

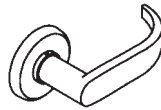
Grade 1 Mortise Locks with Cast/Forged or Heavy Wrought Trim  
ANSI-A156.13, SERIES 1000, GRADE 1



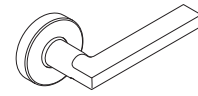
**DG (Dane-Gala)**



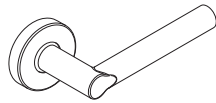
**AG (Avalon-Gala)**



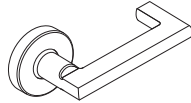
**QG (Quantum-Gala\*)**



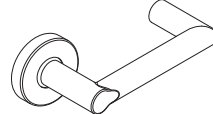
**LTG (Latitude-Gala\*)**



**BRG (Broadway-Gala)**



**LGG (Longitude-Gala)**



**BOG (Boardwalk-Gala)**

**MA Lever/Rose Styles**

Function	Description	Designs and Finishes	
		DG, AG, QG, LTG, BRG, LGG, BOG	
		626 643E	619 622 625 630*
<b>Single Cylinder Functions</b>			
MA521P	Entry/Office	\$558.00	\$570.00
MA561P	Classroom		
MA571P	Dormitory Exit		
MA581P	Storeroom		
MA531P	Apartment Corridor	575.00	587.00
<b>Double Cylinder Functions</b>			
MA441P	Classroom Security	616.00	628.00
<b>CAUTION:</b> Double cylinder locks on residences and any door in any structure which is used for egress are a life safety hazard in times of emergency and their use is not recommended. Installation should be in accordance with existing codes only.			
<b>Non-Keyed Functions</b>			
MA101	Passage	\$435.00	\$447.00
MA301	Privacy	506.00	518.00

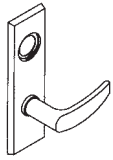
**Note:** 1) Specify 12 or 24VDC. Default is 12V.  
Power supply PS902 will be sufficient to operate an individual lock for multiple lock installation - see Power Supply section.

\* Latitude, Longitude, Broadway and Boardwalk levers not available in 630 finish.



**MA-Series - Complete Locks**

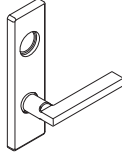
Grade 1 Mortise Locks with Cast/Forged or Heavy Wrought Trim ANSI-A156.13, SERIES 1000, GRADE 1



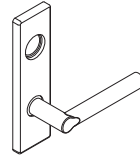
AN (Avalon-Napa)



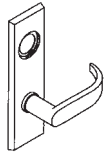
DN (Dane-Napa)



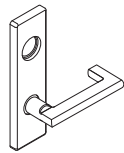
LTN (Latitude-Napa\*)



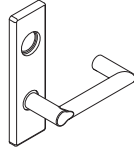
BRN (Broadyway-Napa\*)



QN (Quantum-Napa)



LGN (Longitude-Napa\*)



BON (Boardwalk-Napa\*)

**MA Lever Escutcheon Styles**

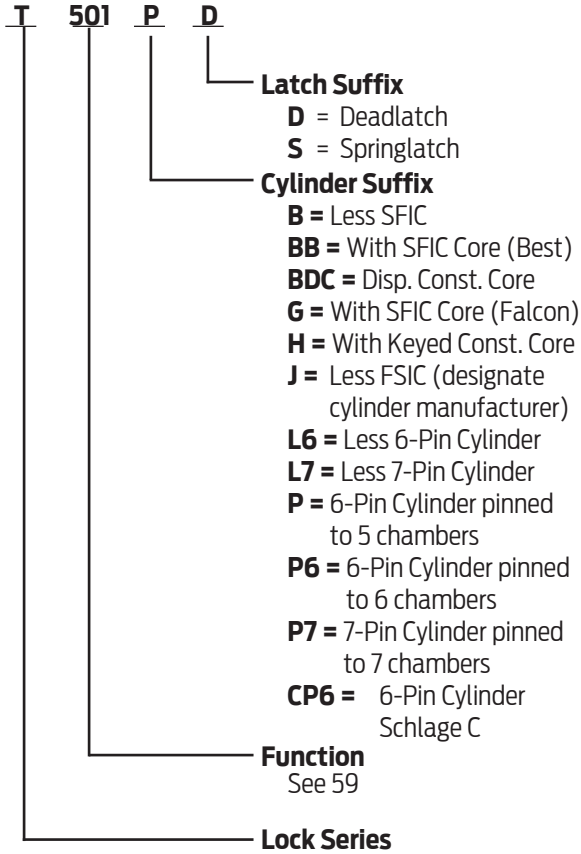
Function	Description	Designs and Finishes			
		DN, AN, QN, LTN, BRN, LGN, BON			
		626	643E	619	622 625 630*
<b>Single Cylinder Functions</b>					
MA521P	Entry/Office	\$602.00		\$614.00	
MA561P	Classroom				
MA571P	Dormitory Exit				
MA581P	Storeroom	611.00		623.00	
MA531P	Apartment Corridor				
<b>Double Cylinder Functions</b>					
MA441P	Classroom Security	\$661.00		\$673.00	
<b>CAUTION:</b> Double cylinder locks on residences and any door in any structure which is used for egress are a life safety hazard in times of emergency and their use is not recommended. Installation should be in accordance with existing codes only.					
<b>Non-Keyed Functions</b>					
MA101	Passage	\$472.00		\$484.00	
MA301	Privacy	543.00		555.00	

**Note:** 1) Specify 12 or 24VDC. Default is 12V.  
Power supply PS902 will be sufficient to operate an individual lock for multiple lock installation - see Power Supply section.

\* Latitude, Longitude, Broadway and Boardwalk levers not available in 630 finish.

**T Series • Introduction**

**Product Identification**



SFIC = Small Format (Best® Style) Interchangeable Core

**Finish Codes and Descriptions**

Code		Description
619	(US15)	Satin Nickel
622	(US19)	Matte Black
625	(US26)	Bright Chrome
626	(US26D)	Satin Chrome
643E	(US11)	Aged Bronze

**Standard Features** - Furnished unless otherwise specified



Certification	ANSI A156.2, Series 4000, Grade 1, UL Listed for 3-Hour fire door
Latch	1 1/8" x 2 1/4", Square corner faceplate, 1" housing diameter, 1/2" throw, 2 3/4" backset
Strike	1 1/4" x 4 7/8", ANSI, Square corner, no box
Cylinder	6-Pin, Solid brass, Keyed 5-Pin, Falcon G keyway, Keyed different (KD)
Door Range	1 3/4" - 2 1/8" standard
Keys	Two, Nickel silver cut keys per lock, Falcon G keyway

## T Series • Functions

## ANSI A156.2 Series 4000 Grade 1

## Key-In-Lever Locks

FALCON ANSI

T101 F75

**Passage/Closet Latchset**

Latch bolt by levers at all times.



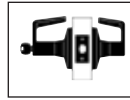
## Key-In-Lever Locks

FALCON ANSI

T561 F84

**Classroom Lock**

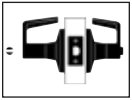
Deadlocking latch bolt by levers. Outside lever is locked by key in outside lever. Inside lever is always free.



T301 F76

**Privacy Lock**

Latch bolt by levers. Outside lever locked by push button in inside lever. Rotating inside lever or closing door releases push button. Emergency release in outside lever unlocks door.



T581 F86

**Storeroom Lock**

Deadlocking latch bolt by lever inside or key outside. Outside lever is inoperable. Inside lever always free.



T381 F88

**Classroom Security Lock**

Latchbolt operated by lever from either side except when key from inside lever locks outside lever. When outside lever is locked, latchbolt retracted by key in outside lever or by turning inside lever.



T12

**Dummy Trim**

Single Trim-surface mounted rigid lever.



T511 F109

**Entry/Office Lock**

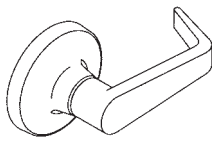
Turn/push button locking. Pushing and turning button locks outside lever requiring use of key until button is manually unlocked. Push button locking. Pushing button locks outside lever until unlocked by key or by rotating inside lever. Inside lever always free. Deadlocking latch bolt.



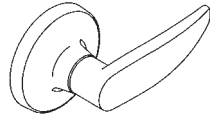
\* **Caution:** Double cylinder locks on residences and any door, in any structure, which is used for egress are a life safety hazard in times of emergency and their use is not recommended. Installation should be in accordance with existing codes only.

**T Series - Complete Locks**

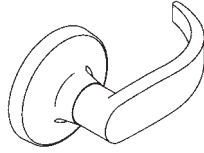
**Grade 1 Extra Heavy Duty Cylindrical Locksets  
ANSI-A156.2, SERIES 4000, GRADE 1**



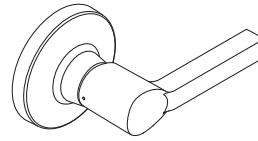
**D (Dane-Gala)**



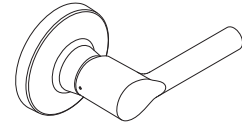
**A (Avalon-Gala)**



**Q (Quantum-Gala)**



**LAT (Latitude-Gala)**



**BRW (Broadway-Gala)**



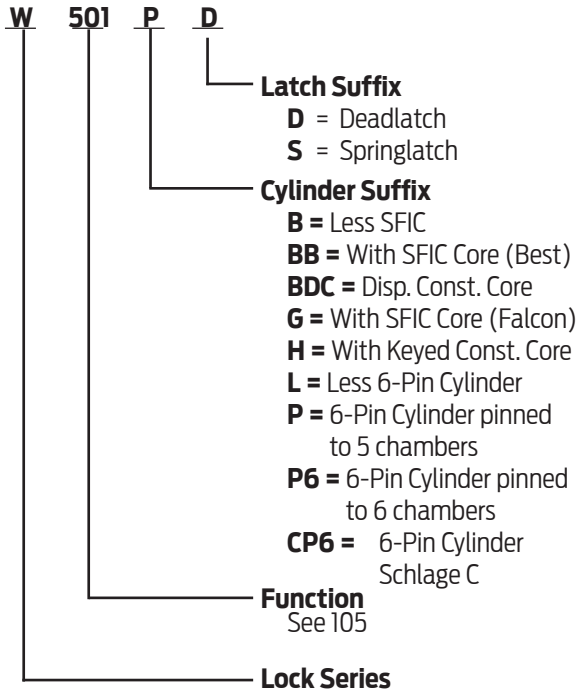
**Key-In-Lever**

Function	Description	Designs and Finishes		
		D, A, Q, LAT, BRW		
		626	643E	619 622 625
<b>Single Cylinder Functions</b>				
T351PD	Closet	\$417.00		\$429.00
T511PD	Entry/Office			
T561PD	Classroom			
T581PD	Storeroom			
<b>Double Cylinder Functions</b>				
T381PD	Exit Security	\$489.00		\$501.00
<b>CAUTION:</b> Double cylinder locks on residences and any door in any structure which is used for egress are a life safety hazard in times of emergency and their use is not recommended. Installation should be in accordance with existing codes only.				
<b>Non-Keyed Functions</b>				
T101S	Passage	\$299.00		\$311.00
T301S	Privacy	\$375.00		\$387.00
<b>Dummy Trim</b>				
T12	Half Dummy	\$133.00		\$139.00

**Notes:** 1) 24V is standard. Power supply PS902 will be sufficient to operate an individual lock for multiple lock installation - see Power Supply section.

**W Series - Introduction**

**Product Identification**



SFIC = Small Format (Best® Style) Interchangeable Core

**Finish Codes and Descriptions**

Code		Description
619	(US15)	Satin Nickel
622	(US19)	Matte Black
625	(US26)	Bright Chrome
626	(US26D)	Satin Chrome
643E	(US11)	Aged Bronze

**Standard Features** - Furnished unless otherwise specified



Certification	ANSI A156.2, Series 4000, Grade 2, UL Listed for 3-Hour fire door
Latch	1 1/8" x 2 1/4", Square corner faceplate, 1" housing diameter, 1/2" throw, 2 3/4" backset
Strike	1 1/4" x 4 7/8", ANSI, Square corner, no box
Cylinder	6-Pin, Solid brass, keyed 5-pin, Falcon G keyway, Keyed different (KD)
Door Range	1 3/8" - 1 3/4" standard
Keys	Two, Nickel silver cut keys per lock, Falcon G keyway

**W Series • Functions**

**ANSI A156.2, Series 4000 Grade 2**

**Key-In-Lever Locks**

FALCON ANSI & Function

**W101 F75**

**Passage Latchset**

Latch bolt by levers at all times.



**W161 F111**

**Communicating/Exit Latch**

Deadlocking latch bolt by inside lever. Non-removable blank plate outside.



**W301 F76**

**Privacy Lock**

Latch bolt by levers. Outside lever is locked by push button in inside lever. Rotating inside lever or closing door release push button and frees outside lever. Inside lever is always free. Emergency release in outside lever unlocks door.



**W511 F109**

**Entry/Office Lock**

Deadlocking latch bolt by levers. Turn/push button locking. Pushing and turning button locks outside lever, requiring use of a key for unlocking the door until button is manually unlocked. Pushing button locks outside lever until unlocked by key or by rotating inside lever. Inside lever is always free.



**Key-In-Lever Locks**

FALCON ANSI & Function

**W561 F84**

**Classroom Lock**

Deadlocking latch bolt by levers. Outside lever is locked by key in outside lever. Inside lever is always free.



**W581 F86**

**Storeroom Lock**

Deadlocking latch bolt by lever inside or key outside. Outside lever is always locked. Inside lever is always free.



**W12/W18\***

**Dummy Trim**

Single or double available. Single (W12) Double (W18)



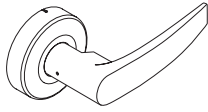
\* Functions are not available for small rose option

**W Series - Complete Locks**

Grade 1 Extra Heavy Duty Cylindrical Locksets  
ANSI-A156.2, SERIES 4000, GRADE 1



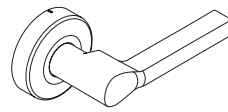
D (Dane)



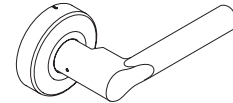
A (Avalon)



Q (Quantum)



LAT (Latitude)



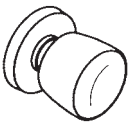
BRW (Broadway)




**Key-In-Lever Large Rose 3 3/8" Rose**

Function	Description	Designs and Finishes	
		D, A, Q, LAT, BRW	
		626 643E	619 622 625
<b>Single Cylinder Functions</b>			
W501PD	Entry	\$111.00	\$123.00
W511PD	Entry/Office		
W561PD	Classroom		
W571PD	Dormitory/Corridor		
W581PD	Storeroom		
W711PD	Apartment Entry		
<b>Non-Keyed Functions</b>			
W101S	Passage	\$101.00	\$113.00
W161D	Communicating/Exit	102.00	114.00
W201D	Patio		
W301S	Privacy		
<b>Dummy Trim</b>			
W12	Half Dummy	\$59.00	\$66.00
W18	Two Sided Dummy	117.00	129.00

Note: 1) New Finishes (643E, 619, 622) & New Levers (AVA, LAT, LON, BRW, BRK) are not available on W18 function.



ELI (Elite)



HAN (Hana)

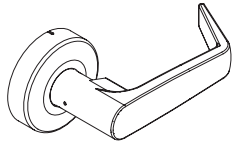
**Key-In-Knob**

Function	Description	Designs and Finishes			
		E H			
		626	605	606	613 625
<b>Single Cylinder Functions</b>					
W511PD	Entry/Office	\$64.00			\$76.00
W561PD	Classroom				
W571PD	Corridor				
W581PD	Storeroom				
W711PD	Apartment Entry				
<b>Non-Keyed Functions</b>					
W101S	Passage	\$53.00			\$65.00
W301S	Privacy	54.00			66.00
<b>Dummy Trim</b>					
W12	Half Dummy	\$39.00			\$45.00

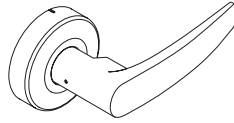
Note: 2) Not available with a small rose. Small rose option is for levers only.



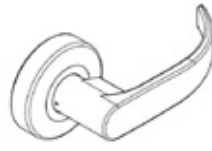
**W-Series Small Rose - Levers Complete Locks**



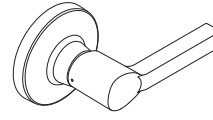
SRD (Dane)



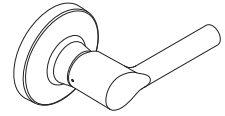
SRA (Avalon)



SRQ (Quantum)



SRLA (Latitude)



SRBR (Broadway)

**Small Rose 2 9/16" (65mm)**

Function	Description	Designs and Finishes	
		SRD, SRA, SRQ, SRLAT, SRBR	
		626 643E	619 622 625
<b>Single Cylinder Functions</b>			
W511	Entry/Office	\$133.00	\$145.00
W561	Classroom		
W581	Storeroom		
<b>Non-Keyed Functions</b>			
W101	Passage	\$109.00	\$121.00
W161	Communicating/Exit	111.00	123.00
W301	Privacy		
<b>Dummy Trim</b>			
W12	Single Dummy	\$63.00	\$75.00

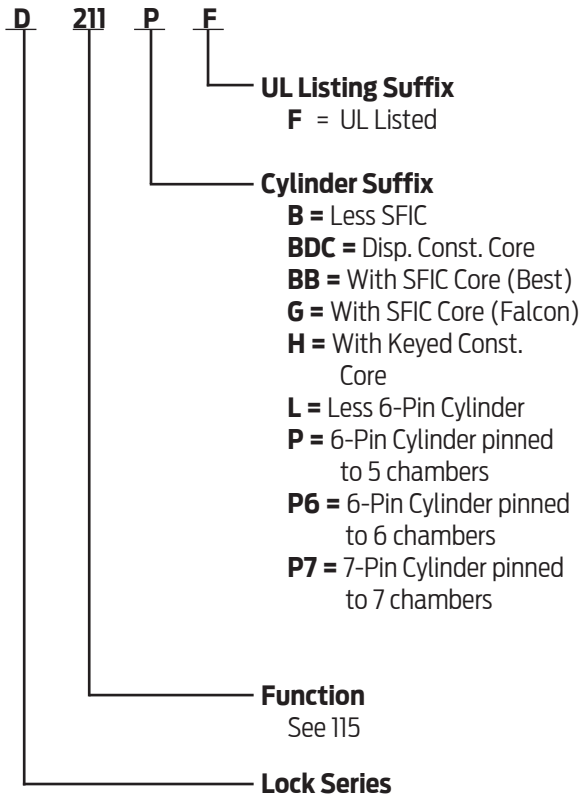
**How to Order the Small Rose Option**

**Small Rose 2 9/16" (65mm)**

Function	Cylinder	Trim	Finish
W511	PD	SRD	626

D200 Series - Introduction

**Product Identification**



SFIC = Small Format (Best® Style) Interchangeable Core

**Finish Codes and Descriptions**

Code		Description
619	(US15)	Satin Nickel
622	(US19)	Matte Black
625	(US26)	Bright Chrome
626	(US26D)	Satin Chrome
643E	(US11)	Aged Bronze

**Standard Features** - Furnished unless otherwise specified

Certification	BHMA - ANSI A156.5, 2001, Grade 2 auxiliary lock, Available UL Listed for 3-Hour fire door
Deadbolt	1 1/8" x 2 1/4", Square corner faceplate, 1" housing diameter, 1" throw
Strike	1 1/8" x 2 3/4", lipless, with box
Cylinder	6-Pin, Solid brass, Keyed 5-Pin, Falcon G keyway, Keyed different (KD)
Door Range	1 3/8" - 2 1/4" standard cylinder or thumbturn only; 1 5/8" - 2" interchangeable core cylinder
Keys	Two, Nickel silver cut keys per lock, Falcon G keyway
Reinforcement	Metal dust box reinforcer with three - 3" screws
Trim Ring	1" Wrought brass or bronze, reinforced with security insert
Backset	2 3/8" and 2 3/4" adjustable



**D200 Series • Functions**

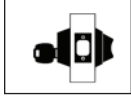
**BHMA / ANSI A156.5, 2001, Grade 2  
Bored Deadbolt Locks**

FALCON ANSI &  
Function

**D211P E0172**

**Classroom Function**

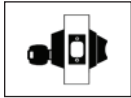
Deadbolt thrown or retracted by key from outside. Inside turn will only retract bolt. Bolt automatically deadlocks when fully thrown.



**D241P E0152**

**Single Cylinder x Turn**

Deadbolt thrown or retracted by key or by turn. Bolt automatically deadlocks when fully thrown.



**D261 E0192**

**Thumbturn, Inside Only**

Deadbolt thrown or retracted by turn unit only. No outside trim. Bolt automatically deadlocks when fully thrown.



**BHMA / ANSI A156.5, 2001, Grade 2  
Bored Deadbolt Locks**

FALCON ANSI &  
Function

**D261M E01112**

**Thumbturn, Inside x Rose**

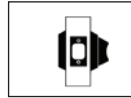
Deadbolt thrown or retracted by turn unit only. Outside blank rose. Bolt automatically deadlocks when fully thrown.



**D271**

**Thumbturn x Occupancy Indicator**

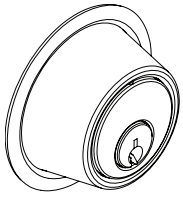
Deadbolt thrown or retracted by turn unit only. Occupancy indicator on outside (reads either in use or vacant with color coding). Bolt automatically deadlocks when fully thrown.



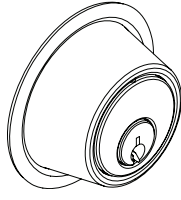
**Note:** This function is not UL Listed.

**\* Caution:** Double cylinder locks on residences and any door, in any structure, which is used for egress are a life safety hazard in times of emergency and their use is not recommended. Installation should be in accordance with existing codes only.

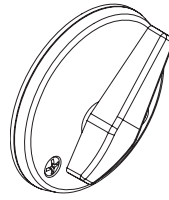
**D200-Series • Complete Locks**



Outside Cylinder Trim



Inside Cylinder Trim



Rose and Turn

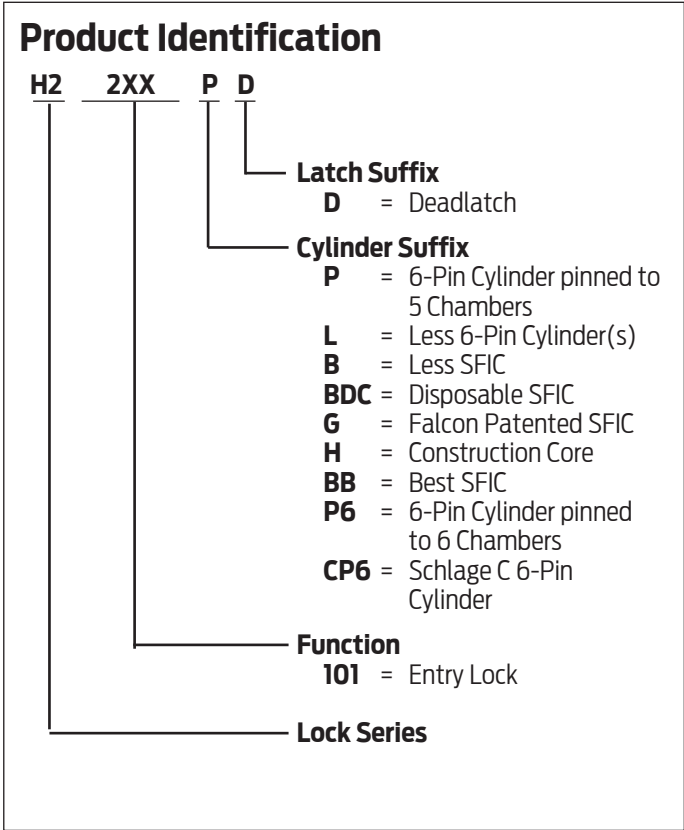


**D-200 Series**

Function	Description	Designs and Finishes				
		626	619	622	613	625 643e
<b>Keyless</b>						
D261	Turn, Inside Only	\$53.00	\$59.00			
D261M	Turn, Inside x Rose					
D271	Turn, Inside x Occupancy Indicator	54.00	60.00			
<b>Single Cylinder Functions</b>						
D211P	Classroom Function	\$72.00	\$78.00			
D241P	Single Cylinder x Turn	69.00	75.00			

- Notes:** 1) Split finishes are priced at the highest finish price.  
 2) D271 Occupancy Indicator deadbolt is shipped with emergency key (61-509) and instructions.  
 3) 'F' Suffix must be added for UL product


**H2 Series - Introduction**



### Finish Codes and Descriptions

Code		Description
619	(US15)	Satin Nickel
622	(US19)	Matte Black
625	(US26)	Bright Chrome
626	(US26D)	Satin Chrome
643E	(US11)	Aged Bronze

### Standard Features



Certification:	ANSI/BHMA Certified A156.12-2013, Grade 2, UL listed for 3-hour fire door With SFIC interchangeable core cylinders: Grade 3 Security
Deadbolt:	1 X 2 1/4", dual option faceplate, (square corner standard, round corner included in package), 1" housing diameter, 1" throw
Latch	1" x 2 1/4" dual option faceplate (square corner standard, round corner included in package). 1" edge bore required
Strikes:	1 1/8" x 2 3/4", Square corner (deadbolt) and 1 5/8" x 2 1/4", Square corner, T-strike, box, 1 1/8" x 2 3/4" (Deadlatch)
Backset:	Adjustable backset, fits 2 3/8" or 2 3/4"
Cylinders:	6-pin, solid brass, keyed 6-pin, G keyway, keyed different (KD)
Door Range:	1 3/4" to 2" standard (1 3/8" available, must be specified)
Keys:	Nickel silver cut keys, 6-pin, G keyway
Center to Center:	Fits 4" or 5 1/2" (factory default) center to center door preps

**H2 Series - Functions**

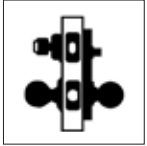
**BHMA / ANSI A156.5, 2001, Grade 2  
Bored Deadbolt Locks**

FALCON ANSI

**H2101 F95**

**Entrance Lock**

Deadbolt operated by key from outside or by turn unit from inside. Bolt automatically deadlocks when fully thrown. Latch retracted by lever from either side. Turning inside lever retracts deadbolt and latch simultaneously for immediate exit.

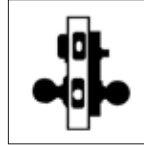


FALCON ANSI

**H2171**

**Public Restroom Lock with Occupancy Indicator**

Deadlocking latch bolt operated by emergency key outside or rotating inside lever. Outside lever rigid. Rotating turn from inside extends dead bolt and changes visual message on outside from vacant to occupied. Both dead bolt and deadlocking latch bolt retract by rotating inside lever.



**H2 Series - Complete Locks**



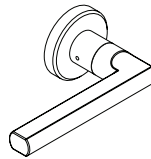
**Dane (DAN)**



**Avalon (AVA)**



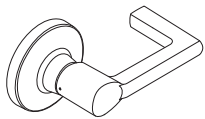
**Quantum (QUA)**



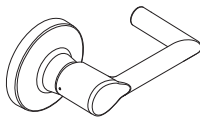
**Latitude (LAT)**



**Broadway (BRW)**



**Boardwalk (BRK)**



**Longitude (LON)**

Function	Description	Design and Finishes		
		DAN, AVA, QUA, LAT, LON, BRW, BRK		
Keyed, Single Cylinder		626	643E	619 622 625
H2101	Entrance Lock - Deadbolt Single Cylinder	\$288		\$300
H2171	Public Restroom with Occupancy Indicator - No Cylinder (Interior Locking Only)	379		391

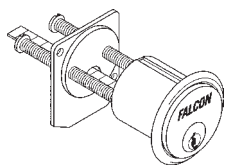
Specify both outside and inside designs if split.

**Cylinders**


<b>Finish Codes and Descriptions</b>		
<b>Code</b>		<b>Description</b>
619	(US15)	Satin Nickel
622	(US19)	Matte Black
626	(US26D)	Satin Chrome
643E	(US11)	Aged Bronze

<b>Standard Features</b> - Furnished unless otherwise specified		<b>BHMA</b> CERTIFIED
Standard Cylinder	Solid Brass housings and plugs. Standard Keyway is Falcon G keyway. Keyed different furnished unless otherwise specified (additional charges may apply, See page 140 for keying charges) with 2 nickel silver keys. Mortise cylinder standard lengths are 1 1/8" for conventional cylinders and 1 3/8" for small format interchangeable core housings.	
	SFIC Furnished in A keyway unless otherwise specified. Combined cores are provided with 2 keys.	
Restricted Keyways	Falcon has a varied selection of restricted keyways for conventional and SFIC cylinders based on geographic restrictions for usage. Minimum cylinder purchase required. See your Security and Safety Consultant for more information or availability.	

**Conventional Cylinders**



**951**  
Available in:  
619, 622, 626, 643e



**985**  
Available in:  
619, 622, 626, 643e



Non-IC Products

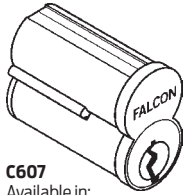
**MA and M Series Conventional Rim and Mortise Cylinders**

Pins	Length	Description	Number	626 643e	619, 622
5 or 6	1 1/8	Mortise	985	\$57.00	\$59.00
	1 1/4		986		
5, 6, or 7	-	Rim	951	57.00	59.00

- Notes:** 1) MA cam (5622-STD) provided.  
 2) Mortise and rim cylinders are not available in any competitor keyway, except Schlage C.  
 3) Conventional mortise cylinder with Schlage C keyway are available with 985, 986 and 951.



**Interchangeable Cores**



**C607**  
Available in:  
605, 606, 613, 625, 622, 626, 643e

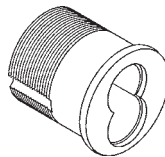
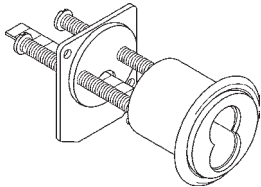
**Regular Core (suffix keyway to number)**

Description	Uncombined			Combined		
	6-Pin	7-Pin	Price	6-Pin	7-Pin	Price
Standard	C646	C647	\$32.00	C606	C607	\$42.00
Best style capping	CB846	CB847		CB806	CB807	
No logo	C648	C649	32.00	C608	C609	
No logo, Best capping	CB848	CB849		CB808	CB809	

- Notes:** 1) For restricted keyways add \$10.10 per core. See page iv for restricted keyway policies.  
 2) For temporary construction cores and policy, See page MF-59.  
 3) For 605, 613 and 625 add \$2.80 per core. Minimum 250 pieces.  
 4) Keying must be specified on combined cores.

**Pricing:** Uncombined cores have no pins, springs or keys. Combined core prices include master keying.  
**Finishes:** 606 and 626 standard.  
**Packaging:** Uncombined cores are packed 20 per box.  
**Keyways:** The "A" keyway is standard for IC products and will be supplied unless otherwise specified. A, B, C, D, DD, E, F, G, H, J, K, L, M, N, Q, R, TB and TD are equivalent to Best and Arrow IC keyways of the same letter designations. All other keyways are restricted. Add \$10.10 list for all restricted keyways.  
**Logo:** Cores and keys are supplied with the Falcon logo standard. Combined cores supplied without logo are furnished with plain (non-embossed) keys.

**IC Cylinders**



**Rim**  
Available in:  
619, 622, 626, 643e

**Mortise**  
Available in:  
619, 622, 626, 643e

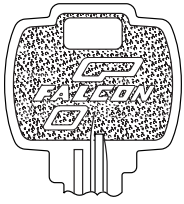
All prices are less core. Not available with C997.

**Small Format Interchangeable Rim and Mortise Core Housings Only**

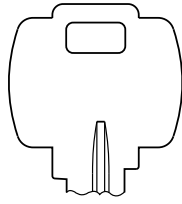
Cat. Number	Length	Pins	Description	626 643e	619, 622, 625
C987	1-3/8"	6 or 7	Mortise	\$33.00	\$35.00
C988	1-1/2"	6 or 7	Mortise		
C953	N/A	6 or 7	Rim	35.00	37.00

- Notes:** 1) All mortise cylinders will be furnished with cam 5622-IC.  
 2) When ordering cylinders with construction cores, include the suffix -7 CCA or -6 CCA added to the part number. i.e. C987-6 CCA 626 for a 6 pin small format construction core included with a C987 cylinder in 626 finish

**Conventional Keys and Blanks**



**Standard**



**Plain**  
(non-embossed)



**Large Bow**



**Non-IC Products**

**Key Blanks**

(Specify keyway and order in multiples of 50 except where specified)

Part. Number	Description	Qty./Wt.	Each
KB573	Standard 5-pin	50/1	\$2.20
KB577	Standard 6-pin		
KB581	Standard 7-pin	35/1	2.50
KB751	Plain 5-pin (non-embossed)	50/1	2.20
KB761	Plain 6-pin (non-embossed)		
KB771	Plain 7-pin (non-embossed)	35/1	2.50
KB544	Large bow - 5-pin	25/1	5.00
KB590	Large bow - 6-pin	25/1	5.90
Q330-215	6 Pin Schlage C Blank	1	3.00

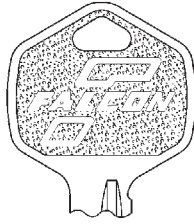
**Cut Keys**

Part. Number	Description	Each
KB574	Standard 5 Pin	\$7.00
KB578	Standard 6 Pin	
KB582	Standard 7 Pin	
KB794	Plain 5-pin (non-embossed)	
KB797	Plain 6-pin (non-embossed)	7.70
KB799	Plain 7-pin (non-embossed)	
KB545	Large bow - 5-pin (When furnished with lock - 2 keys) additional per lock	
KB545	Large bow - 5-pin	9.20
KB591	Large bow - 6-pin (When furnished with lock - 2 keys) additional per lock	
KB591	Large bow - 6-pin	6.90
330055	Schlage C - 6 pin	
Q330-276	Schlage Split Key 6-pin	9.20

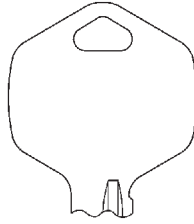
\* Specify key section to key (blank) numbers.

**Note:** 1) Prices listed for key blanks and cut keys are for E, G and H sections only. For all other key sections add \$0.80 list per key to prices shown. Letter of authorization required for restricted sections; not available to stock; shipped directly to the end user.

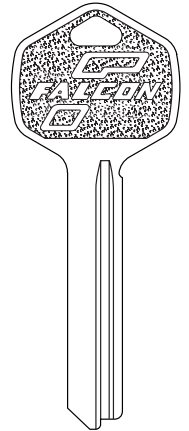
**IC Keys and Key Blanks, Disposable Construction Core**



**Standard**



**Plain**  
(non-embossed)



**Standard Key Tip**

**IC Core Key Blanks**

	<b>Standard</b>	<b>Plain Both Sides</b>	<b>Price</b>
Standard	KB628	KB718	\$2.40
Stamped CONTROL	KB608	KB744	4.70

**IC Core Cut Keys**

	<b>Standard</b>		<b>Plain Both Sides</b>		<b>Price</b>
	<b>6-Pin</b>	<b>7-Pin</b>	<b>6-Pin</b>	<b>7-pin</b>	
Standard	KB632-1	KB632-2	KB673-1	KB673-2	\$7.00
CONTROL	KB609-1	KB609-2	KB778-1	KB778-2	9.10

- Notes:** 1) Specify keyway  
 2) Order standard blanks in multiples of 50.  
 3) Prices for key blanks and/or cut keys are for single key sections only. Key blanks 50 min. Cut keys no minimum quantity  
 4) For double milled key (e.g. DE, EF, FG) add \$3.20 each to prices shown, minimum order quantity of 50 keys.  
 5) Triple and quadruple milled keys add \$3.70 each to price shown, minimum order quantity of 50 keys.  
 6) Letter of authorization required for restricted sections; not available to stock; shipped directly to the end user.



**Best Key**

**Best® Style SFIC Core Key Blanks**

	<b>Standard</b>	<b>Plain Both Sides</b>	<b>Price</b>
Standard	KB800*	KB801*	\$2.50

\* KB 800 & 801 are not available in multi milled keyways.

**Best® Style SFIC Core Cut Keys**

	<b>Standard</b>	<b>Plain Both Sides</b>	<b>Price</b>
Standard 6-Pin	KB807-1	KB809-1	\$7.30
Stamped Control 6-Pin	KB811-1	KB813-1	9.50
Standard 7-Pin	KB807-2	KB809-2	11.10
Standard Control 7-Pin	KB811-2	KB813-2	16.90

**Keys & Keying Construction Core Program**

**Construction Core Program**

Keyed construction cores may be ordered with interchangeable core locks and cylinders. These cores may also be ordered separately. All keyed construction cores are assessed a non-refundable handling charge (50-231). Standard payment terms apply.

Features:

- 6-pin A keyway.
- 7-pin A keyway.
- Construction cores are a flat black finish on the face. Other colors may be provided. Contact Customer Service for available colors.
- Construction cores are furnished with no keys (NCK). Cut keys must be ordered separately.
- A control key is required to install and remove construction cores. Control keys must be ordered separately.
- Construction cores may be returned for credit in working condition. Credit is issued upon receipt of cores at our factory.

A Return Material Authorization (RMA) must be issued, in order for cores to be returned.

**Construction Core Program**

Part Number	Description	Specify	Price
C606CCA	Construction core 6-pin	Specify "H" suffix when ordering with Locks, Specify CCA when ordering with Mortise and Rim Cylinders	\$42.00
C607CCA	Construction core 7-pin		
KB632-1CCA	Cut key for construction core 6-pin		7.30
KB632-2CCA	Cut key for construction core 7-pin		
KB609-1CCA	Cut control key 6-pin (order separately)		9.50
KB609-2CCA	Cut control key 7-pin (order separately)		
1408	Disposable construction core	Specify "BDC" suffix when ordering	5.20
50-231F	Non-refundable handling charge per core		7.10


- Notes:**
- 1) Keyed and temporary construction cores will be installed in locks and cylinders automatically unless otherwise specified on orders.
  - 2) Construction cores for a given project are keyed alike to one of a limited number of combinations nationwide. Different Falcon projects in the same area using the same or different contractors may use the same key. Where a higher degree of security is desired, order a set of cores in 626 finish keyed alike to a random combination. Specify "KSI." Such cores are not returnable to Falcon but may be reused for other projects.
  - 3) Temporary construction cores are an inexpensive alternative to interior keyed construction cores. This temporary is intended for use on interior door applications or where security on-site is not a concern.

**Temporary Construction Core Program (Disposable)**

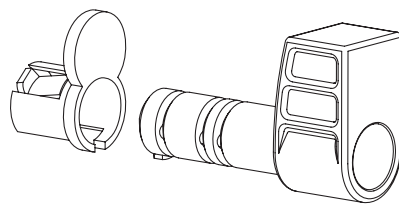
Temporary construction cores may be ordered with interchangeable core locks and cylinders. These cores may also be ordered separately. Standard payment terms apply.

Features:

- Conveniently fits both 6 & 7-pin SFIC applications.
- No keys need to be issued.
- Disposable construction cores are not returnable.
- The disposable core is inserted in the lever or knob and is operated by a thumbturn, which retracts the latch bolt.



C607CCA



1408

### Exits

#### Von Duprin 22 Series

- UL listed for Panic Exit Hardware
- Devices are ANSI A156.3, 2001 Grade 1 Certified
- Two finishes available: **SP28** = Powder-coated aluminum **SP313** = Powder-coated dark bronze

#### 22 Rim Panic Device

Trim Function	Handing	Finish	Series	3'	4'
				List Price	
Exit Only	-	SP28	22-EO-SP28	\$467.00	\$478.00
Exit Only	-	SP313	22-EO-SP313	\$467.00	\$478.00

#### 22-F Rim Fire Exit Hardware

Trim Function	Handing	Finish	Series	3'	4'
				List Price	
Exit Only	-	SP28	22-EO-F-SP28	\$580.00	\$591.00
Exit Only	-	SP313	22-EO-F-SP313	\$580.00	\$591.00

#### 2227 Surface Vertical Rod Panic Device

Trim Function	Handing	Finish	Series	Door Height	3'	4'
					List Price	
Exit Only	-	SP28	2227-EO-SP28	7'	\$809.00	\$820.00
Exit Only	-	SP313	2227-EO-SP313	7'	\$809.00	\$820.00

#### 2227-F Surface Vertical Rod Fire Exit Hardware

Trim Function	Handing	Finish	Series	Door Height	3'	4'
					List Price	
Exit Only	-	SP28	2227-EO-F-SP28	7'	\$1,034.00	\$1,045.00
Exit Only	-	SP313	2227-EO-F-SP313	7'	\$1,034.00	\$1,045.00

**Trim****Von Duprin Series 22 Trim**

- Finishes available:
  - SP28** = Powder-coated aluminum
  - SP313** = Powder-coated dark bronze

**22 Series Trim**

Series	Lever	Handing	Finish	List Price
210-DT	-	-	SP28	\$53.00
210-DT	-	-	SP313	\$53.00
210-NL	-	-	SP28	\$61.00
210-NL	-	-	SP313	\$61.00
230-L	06	LHR	SP28	\$235.00
230-L	06	RHR	SP28	\$235.00
230-L	06	LHR	SP313	\$235.00
230-L	06	RHR	SP313	\$235.00
230-NL	-	-	SP28	\$119.00
230-NL	-	-	SP313	\$119.00
230-DT	-	-	SP28	\$108.00
230-DT	-	-	SP313	\$108.00

**Auxiliary Parts**

**Cylinders**

Model No.	Description	Compatible Trim Series	Finish	List Price
3215	Mortise 1 1/4"	230L	US26D	\$89.00
3216	Rim Cylinder	210NL, 230NL	US26D	\$89.00

**Extension Rods**

Model No.	Description	Finish	List Price
ER-36	36" Extension Rod for 2227	SP28	\$29.00
ER-36	36" Extension Rod for 2227	SP313	\$29.00

**Sex Bolts**

Model No.	Description	Finish	List Price
325	325 Sex Bolt 1/4 - 20 (pkg of 2)		\$24.00
425	425 Sex Bolt 10-24 (Pkg of 2)		\$24.00

**Electronics e-Strike****Electronics e-Strike**

<b>Description</b>	<b>Finish</b>	<b>Price Each</b>
4211-US32D-12/24VDC-FSA/FSE	630	\$193.00
4212-US32D-12/24VDC-FSA/FSE	630	\$232.00
6111 US32D 24VDC FSE	630	\$866.00
6112 US32D 24VDC FSE	630	\$811.00
6210 US32D 24VDC FSE	630	\$789.00
6210 US32D 12VDC FSE	630	\$789.00
6210 US32D 24VDC FSE DS	630	\$986.00
6210 US32D 24VDC FS	630	\$829.00
6211 FSE (MORT/CYL) 24VDC 630	630	\$754.00
6211 FSE 12VDC ELEC STRIKE	630	\$754.00
6211 FSE DS (MORT/CYL) 630	630	\$941.00
6211 US32D 24VDC FS	630	\$784.00
6211 US32D 24VDC FSE	630	\$754.00
6211AL US32D 24VDC FSE	630	\$773.00
6211WF US32D 24VDC FSE	630	\$752.00
6212 US32D 24VDC FSE	630	\$881.00
6223 FSE 24VDC ELEC STRIKE	630	\$829.00
5100 3FP 689 24VDC	689	\$250.00
6300 US32D 12/24VDC FSE	630	\$745.00
6400 US32D 12/24VDC FSE	630	\$524.00



Von Duprin Exit Devices

98 Series

- 3' Devices are priced complete with standard trim and strike(s).
- 4' add \$18 list.

		US26D	US26	US15	643E	315
<b>EXIT HARDWARE</b>						
98EO	Rim Device	\$1,397.00	\$1,627.00	\$1,627.00	\$1,627.00	\$1,994.00
9827EO	Surface Vertical Rod Device	\$2,020.00	\$2,305.00	\$2,305.00	\$2,305.00	\$2,695.00
9849EO	Concealed Vertical Cable Device	\$2,139.00	\$2,343.00	\$2,343.00	\$2,343.00	\$2,779.00
<b>FIRE EXIT HARDWARE</b>						
98EO-F	Rim Device	\$1,555.00	\$1,834.00	\$1,834.00	\$1,834.00	\$2,224.00
9827EO-F	Surface Vertical Rod Device	\$2,295.00	\$2,616.00	\$2,616.00	\$2,616.00	\$2,969.00
9849EO-F	Concealed Vertical Cable Device	\$2,315.00	\$2,519.00	\$2,519.00	\$2,519.00	\$2,955.00

Von Duprin 35A Series

- 3' Devices are priced complete with standard trim and strike(s).
- 4' add \$18 list.

		US26D	US26	US15	643E	315
<b>EXIT HARDWARE</b>						
35A-EO	Rim Device	\$1,723.00	\$1,805.00	\$1,805.00	\$1,805.00	\$2,170.00
3549A-EO	Concealed Vertical Cable Device	\$2,465.00	\$2,554.00	\$2,554.00	\$2,554.00	\$3,003.00
<b>FIRE EXIT HARDWARE</b>						
35A-EO-F	Rim Device	\$1,823.00	\$1,905.00	\$1,905.00	\$1,905.00	\$2,270.00
3549A-EO-F	Concealed Vertical Cable Device	\$2,570.00	\$2,659.00	\$2,659.00	\$2,659.00	\$3,108.00

Concealed Vertical Cable (CVC) Reference:  
Nominal Door Opening Height

72"-82"	6' - 6'10"
* >82"-96"	* >6'10" - 8'
>96" -110"	>8' - 9'2"
>110" -120"	>9'2"-10'

\* Default Door Opening Height. Specify height if other than default.

**Device Options****Dogging Option**

Prefix		List Add
LD	Less Dogging	N/C

**Weep Holes**

Suffix		List Add
WH	Drainage (Weep) Holes in Mechanism Case	\$89.00
	3' device will have 5 holes - 6" spacing, 4' device will have 7 holes - 6" spacing	

**Switches**

Prefix		List Add
RX	Request to Exit - available on all 35A and 98 Series Devices	\$249.00

**Electric Latch Retraction**

Prefix		List Add
QEL	Quiet Electric Latch Retraction - available on all 35A and 98 Series Devices	\$914.00

**Electric Unlocking**

		List Add
E996	Electric Unlocking of outside E996 Trim - for 98 devices	\$617.00
	Available with L or LBE functions only. Specify handing.	
	Specify FAIL SECURE (FSE) or FAIL SAFE (FS).	

**Allegion Connect**

Suffix		List Add
CON	Cross-category solution using common interconnect components for electrified options. Available with RX switches, QEL, and E996.	N/C

**NOTE:** For wire harness options refer to Power Supply and Electronic Component Section.

### Device Accessories

#### Dummy Touch Bars

- 3' Devices are priced complete with sex bolts.
- 4' add \$18 list.

Model No.	Description	US26D	US26	US15	643E	315
350	35A/98 series device dummy touch bar	\$799.00	\$799.00	\$799.00	\$799.00	\$1,452.00

#### 98 Series Trim

Specify device type when ordering (example: 996L-R)

Model No.	Description	Device Type	US26D	US26	US15	643E	SPLBLK
110MD-NL	Night Latch Cyl. Assy, MD Dr	-	\$129.00	\$131.00	\$131.00	\$131.00	\$131.00
996L	Lever	R&V	\$589.00	\$687.00	\$687.00	\$687.00	\$605.00
996L-BE	Lever, Blank Escutcheon	R&V	\$589.00	\$687.00	\$687.00	\$687.00	\$605.00
996L-NL	Lever, Night Latch	R&V	\$458.00	\$549.00	\$549.00	\$549.00	\$474.00

#### Lever Designs

Model No.	Description
Standard	06 Lever Design - furnished standard.
	Optional Lever Designs - Latitude (LAT),17, 07
Handing	Field reversible and furnished RHR if not specified

#### 35A Series Trim

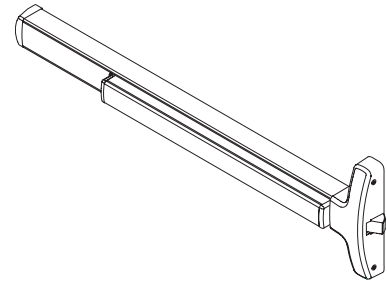
Model No.	Description	US26D	US26	US15	643E	315
388 (NL-OP)	Night Latch Cylinder Trim	\$302.00	\$302.00	\$302.00	\$302.00	-

#### Power Transfer

Model No.	Description	SP28
EPT10	Ten 24 guage wires	\$499.00
EPT10 CON	Ten 24 guage wires with connectors	\$510.00

**24-R Device Series**

3' Devices are priced with standard trim and strikes, 4' add \$19 list.  
Cylinders are not included in the price.



**EXIT HARDWARE**

**Rim Devices**

(Includes 299 Strike)

	Trim/Control	US19* US26D	US26	643E* US15*
* 24-R-EO		1365	1416	1542
* 24-R-NL-OP (Supplied as NL less trim)		1365	1416	1542
<b>Delta Trim (handed and field reversible)</b>				
24-R-DT	717DT	1621	1672	1798
24-R-DT	718DT	1641	1692	1818
* 24-R-NL	718NL*	1621	1672	1798
* 24-R-C	718C*	1562	1613	1739
<b>Knob Control (handed and field reversible)</b>				
24-R-K	711K	1671	1722	1848
24-R-K-BE	711K-BE	1671	1722	1848
24-R-K-NL	711K-NL	1671	1722	1848
<b>Dane Lever Control (handed and field reversible)</b>				
* 24-R-L	712L*	1742	1793	1919
* 24-R-L-BE	712L-BE*	1742	1793	1919
* 24-R-L-NL	712L-NL*	1742	1793	1919
* 24-R-L-DT	712L-DT*	1742	1793	1919

\* These devices and 712L, 712L-BE, 712L-NL, 712L-DT, 718C, 718NL trims are available in 643E, US15 and US19 finishes.

24 Series ordered in 313AN will be supplied with trims in SP313.

Handing: Trims are furnished RHR when handing is not specified.

24 Rim, comes with dead latching as a standard effective April 3, 2017.

**Sex Bolts:**

Optional Sex Bolts are recommended for center case mounting when device is used with hollow core wood, composite or light gauge hollow metal doors. See chart below for quantities and list prices.

Application	Sex Bolt 325 (Optional)	Sex Bolt 425 (Optional)	List Add
Hollow core wood, composite or light gauge hollow metal doors - EO (exit only device)	2	4	72
Hollow core wood, composite or light gauge hollow metal doors - Device with Trim	Not Required	4	48

**F-24-R Device Series**

**3' Devices are priced with standard trim and strikes, 4' add \$19 list.**

**Cylinders are not included in the price.**

**EXIT HARDWARE**

**Rim Devices**

(Includes 299F Strike)

	<b>Trim/Control</b>	<b>US19* US26D</b>	<b>US26</b>	<b>643E* US15*</b>
* F-24-R-EO		1568	1619	1745
* F-24-R-NL-OP (Supplied as NL less trim)		1568	1619	1745
<b>Delta Trim (handed and field reversible)</b>				
F-24-R-DT	717DT	1824	1875	2001
F-24-R-DT	718DT	1844	1895	2021
* F-24-R-NL	718NL*	1824	1875	2001
* F-24-R-C	718C*	1765	1816	1942
<b>Knob Control (handed and field reversible)</b>				
F-24-R-K	711K	1874	1925	2051
F-24-R-K-BE	711K-BE	1874	1925	2051
F-24-R-K-NL	711K-NL	1874	1925	2051
<b>Dane Lever Control (handed and field reversible)</b>				
* F-24-R-L	712L*	1945	1996	2122
* F-24-R-L-BE	712L-BE*	1945	1996	2122
* F-24-R-L-NL	712L-NL*	1945	1996	2122
* F-24-R-L-DT	712L-DT*	1945	1996	2122

\* These devices and 712L, 712L-BE, 712L-NL, 712L-DT, 718C, 718NL trims are available in 643E, US15 and US19 finishes.

24 Series ordered in 313AN will be supplied with trims in SP313.

**Handing:** Trims are furnished RHR when handing is not specified.

**Sex Bolts:**

Sex Bolts are supplied for center case mounting when device is used with wood, composite or non-reinforced hollow metal doors.

<b>Application</b>	<b>Sex Bolt 325 (Optional)</b>	<b>Sex Bolt 425 (Optional)</b>
Wood, composite or non-reinforced hollow metal doors - <b>EO (exit only device)</b>	2	4
Wood, composite or non-reinforced hollow metal doors - <b>Device with Trim</b>	Not Required	4

**24-V Device Series****3' Devices are priced with standard trim and strikes, 4' add \$19, 2' add \$123 list.****Cylinders are not included in the price.****EXIT HARDWARE****Surface Vertical Rod Devices**

(Includes 3788 and 2130 Strikes)

	Trim/Control	US19* US26D	US26	643E* US15*
* 24-V-EO		1792	1862	2008
* 24-V-NL-OP (Supplied as NL less trim)		1792	1862	2008
<b>Delta Trim (handed and field reversible)</b>				
24-V-DT	717DT	2048	2118	2264
24-V-DT	718DT	2068	2138	2284
* 24-V-NL	718NL*	2048	2118	2264
* 24-V-C	718C*	1989	2059	2205
<b>Knob Control (handed and field reversible)</b>				
24-V-K	711K	2098	2168	2314
24-V-K-BE	711K-BE	2098	2168	2314
24-V-K-NL	711K-NL	2098	2168	2314
<b>Dane Lever Control (handed and field reversible)</b>				
* 24-V-L	712L*	2169	2239	2385
* 24-V-L-BE	712L-BE*	2169	2239	2385
* 24-V-L-NL	712L-NL*	2169	2239	2385
* 24-V-L-DT	712L-DT*	2169	2239	2385

\* These devices and 712L, 712L-BE, 712L-NL, 712L-DT, 718C, 718NL trims are available in 643E, US15 and US19 finishes.

**Handing:** 24-V devices and noted Trims are handed and field reversible. The Device and Trims are furnished RHR when handing is not specified.**Extension Rods:** For door heights over 7'0" up to 8'0", 12" extension rods are furnished at no additional charge at the time of device order. For door heights over 8'0" up to 10'0" extension rods are furnished at prices shown in parts section with the device at the time of order. MUST specify door height on order line.**Sex Bolts:**

Optional Sex Bolts are recommended for center case and latch mounting when device is used with hollow core wood, composite or light gauge hollow metal doors. See chart below for quantities and list prices.

Application	Latches Sex Bolt 2729 (Optional)	Device Sex Bolt 425 (Optional)	Device Sex Bolt 325 (Optional)	List Add
Hollow core wood, composite or light gauge hollow metal doors - <b>EO (exit only device)</b>	6	2	2	\$102.00
Hollow core wood, composite or light gauge hollow metal doors - <b>Device with Trim</b>	6	2	Not Required	\$78.00
Hollow core wood, composite or light gauge hollow metal doors - <b>EO (exit only device) LBR</b>	3	2	2	\$75.00
Hollow core wood, composite or light gauge hollow metal doors - <b>Device with Trim LBR</b>	3	2	Not Required	\$51.00

**F-24-V Device Series**

**3' Devices are priced with standard trim and strikes, 4' add \$19, 2' add \$123 list.**  
**Cylinders are not included in the price.**

**FIRE EXIT HARDWARE**  
**Surface Vertical Rod Devices**  
 (Includes 3788 and 2130 Strikes)

<b>Trim/Control</b>		<b>US19*</b>	<b>US26D</b>	<b>US26</b>	<b>643E* US15*</b>
* F-24-V-EO		1979		2049	2195
* F-24-V-NL-OP (Supplied as NL less trim)		1979		2049	2195
<b>Delta Trim (handed and field reversible)</b>					
F-24-V-DT	717DT	2235		2305	2451
F-24-V-DT	718DT	2255		2325	2471
* F-24-V-NL	718NL*	2235		2305	2451
* F-24-V-C	718C*	2176		2246	2392
<b>Knob Control (handed and field reversible)</b>					
F-24-V-K	711K	2285		2355	2501
F-24-V-K-BE	711K-BE	2285		2355	2501
F-24-V-K-NL	711K-NL	2285		2355	2501
<b>Dane Lever Control (handed and field reversible)</b>					
* F-24-V-L	712L*	2356		2426	2572
* F-24-V-L-BE	712L-BE*	2356		2426	2572
* F-24-V-L-NL	712L-NL*	2356		2426	2572
* F-24-V-L-DT	712L-DT*	2356		2426	2572

\* These devices and 712L, 712L-BE, 712L-NL, 712L-DT, 718C, 718NL trims are available in 643E, US15 and US19 finishes.  
**Extension Rods:** For door heights over 7'0" up to 8'0", 12" extension rods are furnished at no additional charge at the time of device order.  
 For door heights over 8'0" up to 10'0" extension rods are furnished at prices shown in parts section with the device at the time of order.  
 MUST specify door height on order line.

**Sex Bolts:**

One 4122 Sex Bolt is supplied standard no charge for hinge side mounting. Sex Bolts are supplied for center case and latch mounting when device is used with wood, composite or non-reinforced hollow metal doors.

<b>Application</b>	<b>Latches Sex Bolt 2729 (Supplied)</b>	<b>Device Sex Bolt 425 (Supplied)</b>	<b>Device Sex Bolt 325 (Supplied)</b>
Wood, composite or non-reinforced hollow metal doors - <b>EO (exit only device)</b>	6	2	2
Wood, composite or non-reinforced hollow metal doors - <b>Device with Trim</b>	6	2	Not Required
Wood, composite or non-reinforced hollow metal doors - <b>EO (exit only device) LBR</b>	3	2	2
Wood, composite or non-reinforced hollow metal doors - <b>Device with Trim LBR</b>	3	2	Not Required

## 24 Device Options

### Cylinder Dogging

Not for use with Fire Exit Hardware

Prefix		List Add
CD	Cylinder Dogging available on all 24 series Panic Devices.	62
LD	Less Dogging available on all 24 series Panic Devices.	N/C

### Less Bottom Rod

Suffix		List Add
LBR	Less Bottom Rod available with UL Fire Label at no additional charge on F-24-V and F-24-C devices. Fire rated LBR devices must be ordered in pairs of Vertical Rod Devices. <b>For Fire Rated Devices specify one device LBR and second device LBR-AFL.</b> Second device provided with a Fire Pin.	N/C

### Electric Latch Retraction

Prefix		List Add
EL	<b>Electric Latch Retraction</b> - Available on all 24 series Panic and Fire Devices. Electrical Latch cannot be used in combination with CD, EA or KOR options.	766
MEL	<b>Motorized Electric Latch Retraction</b> - Available on all 24 series Panic and Fire Devices. Motorized Electric Latch Retraction cannot be used in combination with AX, HD, CD, EA, or KOR options.	725

**REFERENCE NOTE:**

PS914 is required for EL operation. See Power Supply section for more detail.

### Device Monitoring

Prefix		List Add
RX	<b>Touch Bar Request to Exit Switch</b> available on all 24 series devices. RX device monitoring switch can be used in combination with a DM or LM switch (except for 24-R panic and fire).	201
KOR	<b>Key Override</b> - Override device monitoring on a door by use of a keyed cylinder. KOR must be used in combination with a device monitoring switch.	56

### Exit Alarm

Prefix		List Add
EA	<b>Exit Alarm</b> available on 24-R and 24-V Panic and Fire Devices. Price includes switch - "RX" is standard, "LM" is optional at no charge. To order "Less Switch", <b>Deduct \$201 list.</b>	498

### Allegion Connect

Suffix		List Add
CON	Cross-category solution using common interconnect components for electrified options. Available with EL, RX, DM, LM, EA, RX-DM, RX-LM, EL-RX, EL-DM, EL-LM options.	N/C

**NOTE:** For wire harness options refer to Power Supply and Electronic Component Section.



### 24 Series Trim

Cylinders are not included in price unless noted.

#### Athena Trim

Model No.	Device Type	Description	US15	US26 US26D
715DT	R, V	Dummy Trim	-	227

#### Control Trim

Model No.	Device Type	Description	US15	US26 US26D
711K	R, V	Knob, Key Locks or Unlocks	306	306
711K	C	Knob, Key Locks or Unlocks	306	306
711K-BE	R, V	Knob, Blank Escutcheon	306	306
711K-BE	C	Knob, Blank Escutcheon	306	306
711K-NL	R, V	Knob, Night Latch	306	306
711K-NL	C	Knob, Night Latch	306	306

711 series trim are handed and field reversible. Trims are furnished RHR when handing is not specified.

#### Delta Controls

Model No.	Device Type	Description	US15	US26 US26D
717DT	R, V	Dummy Trim	256	256
717DT	C	Dummy Trim	256	256

717 series trim are handed and field reversible. Trims are furnished RHR when handing is not specified.

#### Delta Controls

Model No.	Device Type	Description	US15	643E* US19*, US26 US26D
718DT	C	Dummy Trim	276	276
718NL*	R, V	Night Latch	256	256
718NL*	C	Night Latch	256	256
718C*	R, V	Night Latch Less Pull	197	197
718C*	C	Night Latch Less Pull	197	197
718TL	C	Turn Lever	560	560
718TL-BE	C	Turn Lever - Blank Escutcheon	581	581

\* Available in 643E and US19.

718 series trim are handed and field reversible. Trims are furnished RHR when handing is not specified.

#### Control Lever Trims

Model No.	Device Type	Description	US15	643E* US19*, US26 US26D
712L*	R, V	Dane Lever, Key Locks or Unlocks	377	377
712L*	C	Dane Lever, Key Locks or Unlocks	377	377
712L-BE*	R, V	Dane Lever, Blank Escutcheon	377	377
712L-BE*	C	Dane Lever, Blank Escutcheon	377	377
712L-NL*	R, V	Dane Lever, Night Latch	377	377
712L-NL*	C	Dane Lever, Night Latch	377	377
712L-DT*	R, V	Dane Lever, Dummy Trim	377	377
712L-DT*	C	Dane Lever, Dummy Trim	377	377

\* Available in 643E and US19.

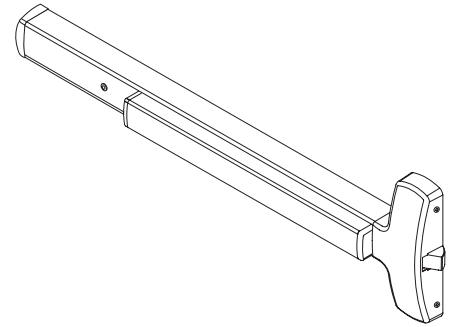
712 series trim are handed and field reversible. Trims are furnished RHR when handing is not specified.

The Dane Lever is furnished standard. Optional lever designs Sutor, Quantum and Avalon are available at no additional charge.

24 Series ordered in US32D will be supplied with trims in US15.

**25 Device Series**

**3' Devices are priced with standard trim and strike, 4' add \$19 list.**  
**Cylinders are not included in the price.**



**EXIT HARDWARE**

**Rim Devices**

(Price includes 299 Strike)

	Trim/Control	US19* US26D	US26	643E* US15*
* 25-R-EO		1059	1102	1239
* 25-R-NL-OP (Supplied as NL less trim)		1059	1102	1239
<b>Lever - Dane (handed and field reversible)</b>				
* 25-R-L	510L*	1442	1491	1628
* 25-R-L-BE	510L-BE*	1442	1491	1628
* 25-R-L-NL	510L-NL*	1365	1459	1596
* 25-R-L-DT	510L-DT*	1365	1459	1596
<b>VR Lever (handed and field reversible)</b>				
* 25-R-L	511L*	1496	1548	1685
<b>Thumbpiece (non-handed)</b>				
25-R-TP	512TP	1379	1478	1615
25-R-TP-BE	512TP-BE	1379	1478	1615
* 25-R-NL	512-NL*	1315	1405	1542
<b>Knob (non-handed)</b>				
25-R-K	513K	1345	1438	1575
25-R-K-BE	513K-BE	1345	1438	1575
25-R-K-NL	513K-NL	1345	1438	1575
25-R-K-DT	513K-DT	1345	1438	1575
<b>DT Pull (717 handed and field reversible, 512 non-handed)</b>				
25-R-DT	717DT	1315	1358	1495
25-R-DT	512DT	1259	1405	1542

\* These devices and 510L, 510L-BE, 510L-NL, 510L-DT, 511L, 512NL trims are available in 643E, US15, and US19 finishes.

**Handing:** 25-R Device is non-handed. Trims are furnished RHR when handing is not specified.

**Sex Bolts:**

Optional Sex Bolts are recommended for center case mounting when device is used with hollow core wood, composite or light gauge hollow metal doors. See chart below for quantities and list prices.

Application	Sex Bolt 425 (Optional)	List Add
Hollow core wood, composite, or light gauge hollow metal doors - <b>EO (exit only device)</b>	8	96
Hollow core wood, composite, or light gauge hollow metal doors - <b>Device x Trim</b>	4	48

**Device Series F-25-R**  
**3' Devices are priced with standard trim and strike, 4' add \$19 list.**  
**Cylinders are not included in the price.**

**FIRE EXIT HARDWARE**

**Rim Devices**

(Price includes 299F Strike)

	<b>Trim/Control</b>	<b>US19* US26D</b>	<b>US26</b>	<b>643E* US15*</b>
* F-25-R-EO		1263	1306	1443
* F-25-R-NL-OP (Supplied as NL less trim)		1263	1306	1443
<b>Lever - Dane (handed and field reversible)</b>				
* F-25-R-L	510L*	1646	1695	1832
* F-25-R-L-BE	510L-BE*	1646	1695	1832
* F-25-R-L-NL	510L-NL*	1569	1663	1800
* F-25-R-L-DT	510L-DT*	1569	1663	1800
<b>VR Lever (handed and field reversible)</b>				
* F-25-R-L	511L*	1700	1752	1889
<b>Thumbpiece (non-handed)</b>				
F-25-R-TP	512TP	1583	1682	1819
F-25-R-TP-BE	512TP-BE	1583	1682	1819
* F-25-R-NL	512-NL*	1519	1609	1746
<b>Knob (non-handed)</b>				
F-25-R-K	513K	1549	1642	1779
F-25-R-K-BE	513K-BE	1549	1642	1779
F-25-R-K-NL	513K-NL	1549	1642	1779
F-25-R-K-DT	513K-DT	1549	1642	1779
<b>DT Pull (717 handed and field reversible, 512 non-handed)</b>				
F-25-R-DT	717DT	1519	1562	1699
F-25-R-DT	512DT	1463	1609	1746

\* These devices and 510L, 510L-BE, 510L-NL, 510L-DT, 511L, 512NL trims are available in 643E, US15, and US19 finishes.  
 Handing: F-25-R Device is non-handed. Trims are furnished RHR when handing is not specified.

**Sex Bolts:**

Sex Bolts are supplied for center case mounting when device is used with wood, composite or non-reinforced hollow metal doors. See chart below for quantities.

<b>Application</b>	<b>Sex Bolt 425 (Supplied)</b>
Wood, composite or non-reinforced hollow metal doors - <b>EO (exit only device)</b>	8
Wood, composite or non-reinforced hollow metal doors - <b>Device x Trim</b>	4

**25-V Device Series**

**3' Devices are priced with standard trim and strikes, 4' add \$19 list and 2' add \$123 list. Cylinders are not included in the price.**

**EXIT HARDWARE****Surface Vertical Rod Devices**

(Includes 3788 &amp; 2130 Strikes)

	Trim/Control	US19* US26D	US26	643E* US15*
* 25-V-EO		1542	1607	1730
* 25-V-NL-OP (Supplied as NL less trim)		1542	1607	1730
<b>Lever - Dane (handed and field reversible)</b>				
* 25-V-L	510L*	1925	1996	2119
* 25-V-L-BE	510L-BE*	1925	1996	2119
* 25-V-L-NL	510L-NL*	1848	1964	2087
* 25-V-L-DT	510L-DT*	1848	1964	2087
<b>VR Lever (handed and field reversible)</b>				
* 25-V-L	511L*	1979	2053	2176
<b>Thumbpiece (non-handed)</b>				
25-V-TP	512TP	1862	1983	2106
25-V-TP-BE	512TP-BE	1862	1983	2106
* 25-V-NL	512-NL*	1798	1910	2033
<b>Knob (non-handed)</b>				
25-V-K	513K	1828	1943	2066
25-V-K-BE	513K-BE	1828	1943	2066
25-V-K-NL	513K-NL	1828	1943	2066
25-V-K-DT	513K-DT	1828	1943	2066
<b>DT Pull (717 handed and field reversible, 512 non-handed)</b>				
25-V-DT	717DT	1798	1863	1986
25-V-DT	512DT	1742	1910	2033

\* These devices and 510L, 510L-BE, 510L-NL, 510L-DT, 511L, 512NL trims are available in 643E, US15, and US19 finishes.

**Handing:** The 25-V Device is handed and field reversible. Trims are furnished RHR when handing is not specified.

**Extension Rods:** For door heights over 7'0" up to 8'0", 12" extension rods are furnished at no additional charge at the time of device order.

For door heights over 8'0" up to 10'0" extension rods are furnished at prices shown in parts section with the device at the time of order.

MUST specify door height on order line.

**Sex Bolts:**

Optional Sex Bolts are recommended for center case and latch mounting when device is used with hollow core wood, composite or light gauge hollow metal doors. See chart below for quantities and list prices.

Application	Latches Sex Bolt 2729 (Optional)	Device Sex Bolt 425 (Optional)	List Add
Hollow core wood, composite or light gauge hollow metal doors - <b>EO (exit only device)</b>	6	6	\$126.00
Hollow core wood, composite or light gauge hollow metal doors - <b>Device x Trim</b>	6	2	\$78.00
Hollow core wood, composite or light gauge hollow metal doors - <b>EO (exit only device) LBR</b>	3	6	\$99.00
Hollow core wood, composite or light gauge hollow metal doors - <b>Device x Trim LBR</b>	3	2	\$51.00

**F-25-V Device Series**

**3' Devices are priced with standard trim and strikes, 4' add \$19 list and 2' add \$123 list. Cylinders are not included in the price.**

**FIRE EXIT HARDWARE**  
**Surface Vertical Rod Devices**  
 (Includes 3788 & 2130 Strikes )

	Trim/Control	US19* US26D	US26	643E* US15*
* F-25-V-EO		1730	1795	1918
* F-25-V-NL-OP (Supplied as NL less trim)		1730	1795	1918
<b>Lever - Dane (handed and field reversible)</b>				
* F-25-V-L	510L*	2113	2184	2307
* F-25-V-L-BE	510L-BE*	2113	2184	2307
* F-25-V-L-NL	510L-NL*	2036	2152	2275
* F-25-V-L-DT	510L-DT*	2036	2152	2275
<b>VR Lever (handed and field reversible)</b>				
* F-25-V-L	511L*	2167	2241	2364
<b>Thumbpiece (non-handed)</b>				
F-25-V-TP	512TP	2050	2171	2294
F-25-V-TP-BE	512TP-BE	2050	2171	2294
* F-25-V-NL	512-NL*	1986	2098	2221
<b>Knob (non-handed)</b>				
F-25-V-K	513K	2016	2131	2254
F-25-V-K-BE	513K-BE	2016	2131	2254
F-25-V-K-NL	513K-NL	2016	2131	2254
F-25-V-K-DT	513K-DT	2016	2131	2254
<b>DT Pull (717 handed and field reversible, 512 non-handed)</b>				
F-25-V-DT	717DT	1986	2051	2174
F-25-V-DT	512DT	1930	2098	2221

\* These devices and 510L, 510L-BE, 510L-NL, 510L-DT, 511L, 512NL trims are available in 643E, US15, and US19 finishes.  
**Handing:** The F-25-V Device is handed and field reversible. Trims are furnished RHR when handing is not specified.  
**Extension Rods:** For door heights over 7'0" up to 8'0", 12" extension rods are furnished at no additional charge at the time of device order. For door heights over 8'0" up to 10'0" extension rods are furnished at prices shown in parts section with the device at the time of order. MUST specify door height on order line.

**Sex Bolts:**

Sex Bolts are supplied for center case mounting and latch mounting when device is used with wood, composite or non-reinforced hollow metal doors. See chart below for quantities.

Application	Latches Sex Bolt 2729 (Supplied)	Device Sex Bolt 425 (Supplied)
Wood, composite or non-reinforced hollow metal doors - <b>EO (exit only device)</b>	6	6
Wood, composite or non-reinforced hollow metal doors - <b>Device x Trim</b>	6	2
Wood, composite or non-reinforced hollow metal doors - <b>EO (exit only device) LBR</b>	3	6
Wood, composite or non-reinforced hollow metal doors - <b>Device x Trim LBR</b>	3	2

## 25 Device Options

**Cylinder Dogging Not for use with Fire Exit Hardware**

Prefix		List Add
CD	Cylinder Dogging available on all 25 series Panic Devices.	62
LD	Less Dogging available on all 25 series Panic Devices.	N/C

**Less Bottom Rod**

Suffix		List Add
LBR	Less Bottom Rod available with UL Fire Label at no additional charge on F-25-V and F-25-C devices. <b>Fire rated LBR devices must be ordered in pairs of Vertical Rod Devices.</b> For Fire Rated Devices specify one device LBR and second device LBR-AFL. Second device provided with a Fire Pin.	N/C

**Accessible Device**

Suffix		List Add
AX	Accessible device compliant with the California Building Code (Section 11B-309.4) requirement for 5 lb. maximum operational force. Available on 3' and 4' AX-25-R, AX-F-25-R, AX-25-V, AX-F-25-V, AX-25-V-LBR, AX-F-25-V-LBR/LBR-AFL, AX-25-C, AX-F-25-C, AX-25-C-LBR, AX-F-25-C-LBR/LBR-AFL. Trim functions available EO, DT, NL, L, L-BE, L-NL, L-DT, NL-OP, and C. Other device and trim options compatible with AX25 devices: EL, RX, DM, LM, CON, EA, FSA/FSE, CD, LD.	24

**Hurricane Device Meets all FBC Hurricane Listings. Consult factory for specific Applications.**

Prefix		List Add
HH	<b>Hurricane option</b> available on 25-R*, F-25-R, 25-V, F-25-V. Prefix device "HH". <b>Note:</b> HH25-V-EO and HH-F-25-V-EO, will be supplied with twelve sexbolts. Add \$126.00 LIST Other device functions will be supplied with eight sexbolts. Add \$78.00 LIST. *HH-25-R requires 299F strike; Strike 299F will be provided/charged in place of 299 Strike.	28
	<b>Standard Devices 25-C, F-25-C, 25-M, F-25-M</b> meet all FBC Hurricane listing requirements. Consult factory for specific applications. Prefix "HH" is not required on these devices.	N/C

**Electric Latch Retraction**

Prefix		List Add
EL	<b>Electric Latch Retraction</b> - Available on all 25 series Panic and Fire Devices. Electric Latch cannot be used in combination with CD, EA or KOR options.	766
MEL	<b>Motorized Electric Latch Retraction</b> - Available on all 25 series Panic and Fire Devices except for 25-M and F-25-M. Motorized Electric Latch Retraction cannot be used in combination with AX, HD, CD, EA, or KOR options	725

**REFERENCE NOTE:** PS914 is required for EL operation. See Power Supply section for more detail.

**Device Monitoring**

Prefix		List Add
RX	<b>Touch Bar Request to Exit Switch</b> available on all 25 series devices. RX dogging monitoring switch can be used in combination with a DM or LM switch.	201
DM	<b>Latch Bolt Monitor Switch</b> (provide signal when latch bolt is fully extended) available on all 25 series devices. DM device monitoring switch can be used in combination with a RX switch, but is not available in combination with a LM switch.	210
LM	<b>Latch Bolt Monitoring Switch</b> (provide signal when latch bolt is fully retracted) available on all 25 series devices. LM device monitoring switch can be used in combination with a RX switch, but is not available in combination with a DM switch.	201
KOR	<b>Key Override</b> - Override device monitoring on a door by use of a keyed cylinder. KOR must be used in combination with a device monitoring switch.	56

**Allegion Connect**

Suffix		List Add
CON	Cross-category solution using common interconnect components for electrified options. Available with EL, RX, DM, LM, EA, RX-DM, RX-LM, EL-RX, EL-DM, EL-LM options. Also available as an option on FSA and FSE options for the Falcon 25 series trim.	N/C

**NOTE:** For wire harness options refer to Power Supply and Electronic Component Section.

**Exit Alarm**

Prefix		List Add
EA	<b>Exit Alarm</b> available on 25-R and 25-V Panic and Fire Devices. Price includes switch - "RX" is standard, "LM" is optional at no charge. To order "Less Switch", <b>Deduct \$201 list.</b> For vertical rod tampering monitoring on Surface Vertical Devices, specify device with DM (Latch Bolt Monitor Switch). <b>Add \$210 list.</b> 9 volt battery included.	498

**Electric Lock or Unlock of Trims**

Prefix		List Add
FSA	<b>Electric Lock/Unlock Trim, Fail Safe</b> (unlocks when power is interrupted).	294
FSE	<b>Electric Lock/Unlock Trim, Fail Secure</b> (locks when power is interrupted).	294

**REFERENCE NOTES:**

FSA/FSE available on all 25 series devices. Available with TP, K, or L functions only. Can be used in combination with EL, EA, or any device monitoring switch. Power supply PS902 is the recommended power supply for use with FSA/FSE trim. If paired with an EL device, PS914 is required. See the power supply section for more information.

### 25 Series Trims

Cylinders are not included in price.

#### Lever Trim

Model No.	Lever Style	Device Type	Description	US19* US26D	643E* US15* US26 US32
510L	Dane	R,V,M,C	Lever, Key Locks or Unlocks	383	389
510L-NL	Dane	R,V,M,C	Lever, Night Latch	306	357
510L-DT	Dane	R,V,M,C	Lever, Dummy Trim	306	357
510L-BE	Dane	R,V,M,C	Lever, Blank Escutcheon	383	389

\* 643E, US15, US19 are available on the lever trim type listed above except Sutro.

510 series trim are handed and field reversible. Trims are furnished RHR when handing is not specified.

The Dane Lever is furnished standard. Optional lever designs Broadway, Boardwalk, Danish, Latitude, Longitude, Sutro, Quantum and Avalon are available at no additional charge.

Electric Lock or Unlock option is available on 510L function only.

Suffix FSA for Fail Safe operation, or FSE for Fail Secure operation, add \$294 List.

Knurling on Dane lever, add \$63 List. Contact factory for lead times.

#### Vandal Resistant Trim

Model No.	Lever Style	Device Type	Description	US32D US19* US26D	US3 643E* US15* US26 US32
511L*	Dane	R,V,M,C	Lever, Key Locks or Unlocks	437	446

\* 643E, US15, US19 are available on the lever trim type listed above except Sutro.

511 series trim are handed and field reversible. Trims are furnished RHR when handing is not specified.

The Dane Lever is furnished standard. Optional lever designs Broadway, Boardwalk, Danish, Latitude, Longitude, Sutro, Quantum and Avalon are available at no additional charge.

Electric Lock or Unlock option is available on 511L.

Suffix FSA for Fail Safe operation, or FSE for Fail Secure operation, add \$294 List.

#### Night Latch and Thumbpiece Trim

Model No.	Device Type	Description	US32D US19* US26D	US3 643E* US15* US26 US32
512NL*	R,V,M,C	Night Latch	256	303
512TP	R,V,M,C	Thumbpiece, Key Locks or Unlocks	320	376
512TP-BE	R,V,M,C	Thumbpiece, Blank Escutcheon	320	376

\* Available in 643E, US15, US19 on all Falcon Exit levers except for Sutro.

Electric Lock or Unlock option is available on 512TP function only.

Suffix FSA for Fail Safe operation, or FSE for Fail Secure operation, add \$294 List.

#### Knob Trim

Model No.	Device Type	Description	US32D US26D	US3 US26 US32
513K	R,V,M,C	Knob, Key Locks or Unlocks	286	336
513K-NL	R,V,M,C	Knob, Night Latch	286	336
513K-DT	R,V,M,C	Knob, Dummy Trim	286	336
513K-BE	R,V,M,C	Knob, Blank Escutcheon	286	336

Electric Lock or Unlock option is available on 513K function only.

Suffix FSA for Fail Safe operation, or FSE for Fail Secure operation, add \$294 List.

#### Pull Trim

Model No.	Device Type	Description	US32D US26D	US3 US26 US32
512DT	R,V,M,C	Dummy Trim	200	303

#### Delta Trim

Model No.	Device Type	Description	SP313	US19* US15 US26D US3 643E* US26 US32
717DT	R,V,M,C	Dummy Trim	219	256
718C*	C	Night Latch Less Pull	179	197

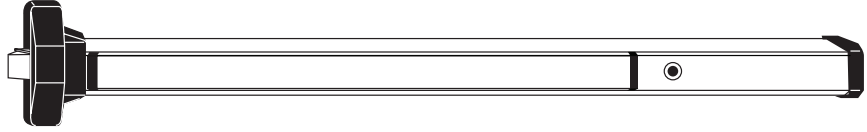
\* Available in 643E and US19.

717 and 718 series trim are handed and field reversible. Trims are furnished RHR when handing is not specified.

**19-R Device Series**

3' Devices are priced with standard trim and strikes, 4' add \$19 list.

Cylinders are not included in price unless noted.

**EXIT HARDWARE****Rim Devices** (Includes F570 Strike)

		SP28 SP313	US32D
<b>Trim/Control</b>			
19-R-EO		287	504
<b>Trident Trim (must specify handing)</b>			
19-R-DT	920DT	325	542
19-R-NL	920NL	354	571
<b>Centron Trim (non-handed)</b>			
19-R-EO	930EO	321	538
19-R-DT	930DT	325	542
19-R-NL	930NL	340	557
19-R-C	930C	334	551
19-R-DT	917DT	317	534
<b>Control Trim (non-handed)</b>			
19-R-DT	918DT	398	707
19-R-NL	918NL	398	707
<b>Knob Control (handed and field reversible)</b>			
19-R-K	911K	398	707
19-R-K-BE	911K-BE	398	707
19-R-K-NL	911K-NL	398	707
<b>Dane Lever Control (handed and field reversible)</b>			
19-R-L	912L	441	741
19-R-L-BE	912L-BE	441	741
19-R-L-NL	912L-NL	441	741
19-R-L-DT	912L-DT	441	741
<b>Key in Lever (handed and field reversible)</b>			
19-R-KIL	914-KIL-KD W/CYL	472	689
19-R-KIL-NL	914-KIL-NL-KD W/CYL	472	689
19-R-KIL-BE	914-KIL-BE	472	689
19-R-KIL-IC	914-KIL-IC W/CYL	515	732

**REFERENCE NOTE:**

930 series trim is available in SP313 and US32D finish only. 19 series devices order in SP28 paired with 930 trim are supplied with US32D finish trim.

**Sex Bolts:**

Three 4122 Sex Bolts are supplied standard no charge, one for hinge side mounting and two for center case mounting.



**F-19-R Device Series**

**3' Devices are priced with standard trim and strike, 4' add \$19 list.**

**Cylinders are not included in the price unless noted.**

**FIRE EXIT HARDWARE**

**Rim Devices** (Includes F570 Strike)

		SP28 SP313	US32D
<b>Trim/Control</b>			
F-19-R-EO		358	588
<b>Trident Trim (must specify handing)</b>			
F-19-R-DT	920DT	396	626
F-19-R-NL	920NL	425	655
<b>Centron Trim (non-handed)</b>			
F-19-R-EO	930EO	392	622
F-19-R-DT	930DT	396	626
F-19-R-NL	930NL	411	641
F-19-R-C	930C	405	635
F-19-R-DT	917DT	388	618
<b>Control Trim (non-handed)</b>			
F-19-R-DT	918DT	469	791
F-19-R-NL	918NL	469	791
<b>Knob Control (handed and field reversible)</b>			
F-19-R-K	911K	469	791
F-19-R-K-BE	911K-BE	469	791
F-19-R-K-NL	911K-NL	469	791
<b>Dane Lever Control (handed and field reversible)</b>			
F-19-R-L	912L	512	825
F-19-R-L-BE	912L-BE	512	825
F-19-R-L-NL	912L-NL	512	825
F-19-R-L-DT	912L-DT	512	825
<b>Key in Lever (handed and field reversible)</b>			
F-19-R-KIL	914-KIL-KD W/CYL	543	773
F-19-R-KIL-NL	914-KIL-NL-KD W/CYL	543	773
F-19-R-KIL-BE	914-KIL-BE	543	773
F-19-R-KIL-IC	914-KIL-IC W/CYL	586	816

**REFERENCE NOTE:**

**930 series trim** is available in SP313 and US32D finish only. 19 series devices order in SP28 paired with 930 trim are supplied with US32D finish trim.

**Sex Bolts:**

Three 4122 Sex Bolts are supplied standard, one for hinge side mounting and two for center case mounting.

Two 2729 Sex bolts are supplied for additional center case mounting when device is used with wood,

composite or non-reinforced hollow metal doors.

**Application**

**Sex Bolt 2729 (Supplied)**

Wood, composite or non-reinforced hollow metal doors

2

**19-V Device Series****3' Devices are priced with standard trim and strikes, 4' add \$19 list.****Cylinders are not included in the price unless noted.****EXIT HARDWARE****Surface Vertical Rod Devices**

(Includes 3788 and 2130 Strikes)

		SP28 SP313	US32D
<b>Trim/Control</b>			
19-V-EO		444	841
<b>Trident Trim (must specify handing)</b>			
19-V-DT	920DT	482	879
19-V-NL	920NL	511	908
<b>Centron Trim (non-handed)</b>			
19-V-EO	930EO	478	875
19-V-DT	930DT	482	879
19-V-NL	930NL	497	894
19-V-C	930C	491	888
19-V-DT	917DT	474	871
<b>Control Trim (non-handed)</b>			
19-V-DT	918DT	555	1044
19-V-NL	918NL	555	1044
<b>Knob Control (handed and field reversible)</b>			
19-V-K	911K	555	1044
19-V-K-BE	911K-BE	555	1044
19-V-K-NL	911K-NL	555	1044
<b>Dane Lever Control (handed and field reversible)</b>			
19-V-L	912L	598	1078
19-V-L-BE	912L-BE	598	1078
19-V-L-NL	912L-NL	598	1078
19-V-L-DT	912L-DT	598	1078
<b>Key in Lever (handed and field reversible)</b>			
19-V-KIL	914-KIL-KD W/CYL	629	1026
19-V-KIL-NL	914-KIL-NL-KD W/CYL	629	1026
19-V-KIL-BE	914-KIL-BE	629	1026
19-V-KIL-IC	914-KIL-IC W/CYL	672	1069

**REFERENCE NOTES:****Handing:** 19-V devices are handed and field reversible. Devices and Trims are furnished RHR when handing is not specified.**Extension Rods:** For door heights over 7'0" up to 8'0", 12" extension rods are furnished at no additional charge at the time of device order.

For door heights over 8'0" up to 10'0" extension rods are furnished at prices shown in parts section with the device at the time of order.

MUST specify door height on order line.

**930 series trim** is available in SP313 and US32D finish only. 19 series devices order in SP28 paired with 930 trim are supplied with US32D finish trim.**Sex Bolts:**

Three 4122 Sex Bolts are supplied standard no charge, one for hinge side mounting and two for center case mounting.

Six 2729 Sex Bolts are recommended for latch mounting when device is used with hollow core, composite or light gauge hollow metal doors. See chart below for quantities and list prices.

Application	Sex Bolt 2729 (Optional)	List Add
Hollow core, composite or light gauge hollow metal doors	6	54

**F-19-V Device Series**

**3' Devices are priced with standard trim and strikes, 4' add \$19 list.  
Cylinders are not included in the price unless noted.**

**FIRE EXIT HARDWARE**

**Surface Vertical Rod Devices**

(Includes 3788 and 2130 Strikes)

	<b>Trim/Control</b>	<b>SP28 SP313</b>	<b>US32D</b>
F-19-V-EO		558	946
<b>Trident Trim (must specify handing)</b>			
F-19-V-DT	920DT	596	984
F-19-V-NL	920NL	625	1013
<b>Centron Trim (non-handed)</b>			
F-19-V-EO	930EO	592	980
F-19-V-DT	930DT	596	984
F-19-V-NL	930NL	611	999
F-19-V-C	930C	605	993
F-19-V-DT	917DT	588	976
<b>Control Trim (non-handed)</b>			
F-19-V-DT	918DT	669	1149
F-19-V-NL	918NL	669	1149
<b>Knob Control (handed and field reversible)</b>			
F-19-V-K	911K	669	1149
F-19-V-K-BE	911K-BE	669	1149
F-19-V-K-NL	911K-NL	669	1149
<b>Dane Lever Control (handed and field reversible)</b>			
F-19-V-L	912L	712	1183
F-19-V-L-BE	912L-BE	712	1183
F-19-V-L-NL	912L-NL	712	1183
F-19-V-L-DT	912L-DT	712	1183
<b>Key in Lever (handed and field reversible)</b>			
F-19-V-KIL	914-KIL-KD W/CYL	743	1131
F-19-V-KIL-NL	914-KIL-NL-KD W/CYL	743	1131
F-19-V-KIL-BE	914-KIL-BE	743	1131
F-19-V-KIL-IC	914-KIL-IC W/CYL	786	1174

**REFERENCE NOTES:**

**Handing:** F-19-V devices are handed and field reversible. Devices and Trims are furnished RHR when handing is not specified.  
**Extension Rods:** For door heights over 7'0" up to 8'0", 12" extension rods are furnished at no additional charge at the time of device order.  
 For door heights over 8'0" up to 10'0" extension rods are furnished at prices shown in parts section with the device at the time of order.  
 MUST specify door height on order line.  
 930 series trim is available in SP313 and US32D finish only. 19 series devices order in SP28 paired with 930 trim are supplied with US32D finish trim.

**Sex Bolts:**

Three 4122 Sex Bolts are supplied standard no charge, one for hinge side mounting and two for center case mounting.  
 Six 2729 are supplied for additional latch case mounting when device is used with wood, composite or non-reinforced hollow metal doors.

<b>Application</b>	<b>Sex Bolt 2729 (Supplied)</b>
Wood, composite or non-reinforced hollow metal doors	6

## 19 Device Options

### Cylinder Dogging

Not for use with Fire Exit Hardware

Prefix		List Add
CD	Cylinder Dogging available on all 19 series Panic Devices.	62
LD	Less Dogging available on all 19 series Panic Devices	N/C

### Less Bottom Rod

Suffix		List Add
LBR	Less Bottom Rod available with UL Fire Label at no additional charge on F-19-V devices. <b>Fire rated LBR devices must be ordered in pairs of Vertical Rod Devices.</b> For Fire Rated Devices specify one device LBR and second device LBR-AFL. Second device provided with a Fire Pin.	N/C

\* The 19-Series Exit Alarm option has been eliminated. Consult Customer Care for availability and warranty claims.

### Accessible Device

Suffix		List Add
AX	Accessible device compliant with the California Building Code (Section 11B-309.4) requirement for 5 lb. maximum operational force. Available on 3' and 4' AX-19-R, AX-F-19-R, AX-19-V, AX-F-19-V, AX-19-V-LBR, AX-F-19-V-LBR/LBR-AFL. Trim functions available EO, DT, NL, L, L-BE, L-NL, L-DT, C, KIL, KIL-BE, KIL-NL, and KIL-IC.	24

**19 Series Trims**

Cylinders are not included in price unless noted.

**Trident Trim**

Model No.	Lever Style	Description	SP28, SP313	US32D
920DT	-	Dummy Trim	38	-
920NL	-	Night Latch	67	-

920 series trim are handed and not field reversible, specify RHR or LHR.

**Centron Trim**

Model No.	Lever Style	Description	SP28	US32D, SP313
917DT	-	Dummy Trim	30	30
930EO	-	Exit Only	-	34
930DT	-	Dummy Trim	-	38
930NL	-	Night Latch	-	53
930C	-	Night Latch Less Pull	-	47

930 series trim are available in SP313 and US32D finish only.

**Control Trim**

Model No.	Lever Style	Description	SP28, SP313	US15
918DT	-	Dummy Trim	111	203
918NL	-	Night Latch	111	203
911K	-	Knob, Key Locks or Unlocks	111	203
911K-BE	-	Knob, Blank Escutcheon	111	203
911K-NL	-	Knob, Night Latch	111	203

911 series trim are handed and field reversible. Trims are furnished RHR when handing is not specified.

**Lever Trim**

Model No.	Lever Style	Description	SP28, SP313	US15
912L	Dane	Lever, Key Locks or Unlocks	154	237
912L-BE	Dane	Lever, Blank Escutcheon	154	237
912L-NL	Dane	Lever, Night Latch	154	237
912L-DT	Dane	Lever, Dummy Trim	154	237

Optional lever designs Quantum and Sutro are available at no additional charge.

912 series trim are handed and field reversible. Trims are furnished RHR when handing is not specified.

**Key In Lever Trims**

Model No.	Lever Style	Description	US32D, SP313
914KIL-KD	Dane	Key in Lever, with Keyed Different Cylinder	185
914KIL-BE	Dane	Key in Lever, Blank Escutcheon	185
914KIL-NL-KD	Dane	Key in Lever, Night Latch with Cylinder	185
914KIL-IC	Dane	Key in Lever with IC Core Cylinder	228

914 series trim are handed and field reversible. Trims are furnished RHR when handing is not specified.

914 KIL-KD, KIL-NL-KD come standard with a C keyway and 914 KIL-IC come standard with a A keyway.

Consult factory if other keyways are desired to order separately.

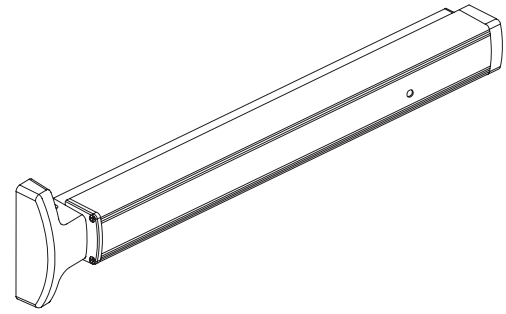
**1690 Concealed Vertical Rod Pushpad Exit Devices**

Devices are priced for 30", 36" x 7',

Aluminum or Hollow Metal Doors.

Hex Bottom Latch furnished standard.

(Price includes PB48 Strike)



Model No.	US26	US26D	Standard Trim
1690EO	612	591	-
1691DT	990	966	9970 Pull
1692NL-OP/HB-OP	701	677	169CA w/Rim Cylinder
1694NL-P/HB-P	1079	1055	9970 Pull 169CA w/Rim Cylinder

**REFERENCE NOTES:**

Devices are supplied 36" x 7' standard, if not specified.

Rim cylinder supplied standard with NL and HB options is C keyway.

Extra Length	List Add
42"	19.00
48"	27.00

**Optional Latches**

Suffix		List Add
RL	Rod Bottom Latch	28.00
PL	Pullman Bottom Latch	28.00
ES	Top Latch for use with Electric Strikes Device Furnished LBR (Less Bottom Rod and Less Strike) <b>deduct \$23 List</b>	32.00
Less Rods	For retrofit of 1990 crossbar device, <b>deduct \$46 List</b>	

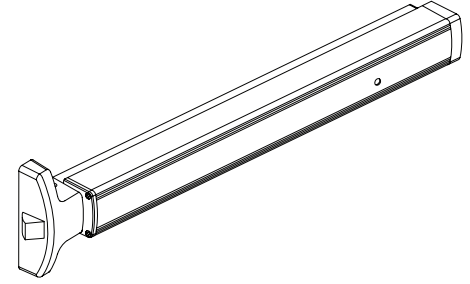
Door Heights over 7'	List Add
Up to 8'	64.00
Up to 9'	82.00
Up to 10'	94.00

Device Options		List Add
RX Switch	Base Exit Device unit modified Request to Exit Switch monitoring pushpad. <b>Prefix device "RX".</b>	209.00
Electric Latch Retraction	Base Exit Device unit modified with Electric Latch Retraction. <b>Prefix device "EL".</b> The EL option is not field replaceable on this model.	562.00
<b>(One PS914 x 900-2RS is the minimum requirement to power one or two EL devices. See Power Supply Section for requirements and options.)</b>		
Electric Dogging	Base Exit Device unit modified with Electric Dogging <b>Prefix device "ED".</b>	562.00
HH	Hurricane device. Available up to 8' device only. <b>Prefix device "HH".</b> HH is for a Hurricane device for all door manufactures other than YKK.	112.00
HHYKK	Hurricane device. Available up to 8' device only. <b>Prefix device "HHYKK".</b> HHYKK is for a Hurricane device for door manufacture YKK.	112.00

**REFERENCE NOTES:**

For EL1690 Door widths other than the standard size (30", 36", 42" or 48"), please specify exact door width. For non-standard widths, the price of the next widest standard size will apply. HH (Hurricane) 1690 devices are hurricane rated by specific door manufacturers. Consult your device manufacturer to assure the HH1690 is hurricane rated with their door solution.

**1790 Series Rim Type Pushpad Exit Devices**  
**Devices are priced for 30" and 36",**  
**Aluminum or Hollow Metal Doors.**  
 (Price includes TD35 Strike)



Model No.	US26	US26D	Standard Trim
1790EO	568	548	-
1791DT	946	926	9970 Pull
1792NL-OP/HB-OP	657	637	179CA w/Rim Cylinder
1794NL-P/HB-P	1035	1015	9970 Pull 179CA w/Rim Cylinder

**REFERENCE NOTES:**  
 Devices are supplied 36" x 7" standard, if not specified.  
 Rim cylinder supplied standard with NL and HB options is C keyway.

Extra Length	List Add
42"	19.00
48"	27.00

Device Options	List Add
RX Switch Base Exit Device unit modified Request to Exit Switch monitoring pushpad. <b>Prefix device "RX".</b>	209.00
Electric Latch Retraction Base Exit Device unit modified with Electric Latch Retraction. <b>Prefix device "EL".</b> The EL option is not field replaceable on this model.	562.00

**(One PS914 x 900-2RS is the minimum requirement to power one or two EL devices. See Power Supply Section for requirements and options.)**

Electric Dogging Base Exit Device unit modified with Electric Dogging <b>Prefix device "ED".</b>	562.00
--	--------

**REFERENCE NOTES:**  
 For EL1790 Door widths other than the standard size (30", 36", 42" or 48"), please specify exact door width.  
 For non-standard widths, the price of the next widest standard size will apply.

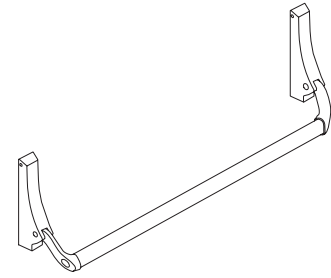
**Lever Control**

		P28 P13 P35	US15
179L	Lever Control	327	365
179L-BE	Lever Control, Blank Escutcheon	327	365
179L-NL	Lever Control, Night Latch	327	365

**REFERENCE NOTES:**  
 Lever Controls are Handed. Specify handing RHR or LHR.  
 179L Trims are field retrofittable with all 1790 Series Devices.  
 For initial installation requiring lever trim, the 1790EO is the suggested device to order with the 179L trims.  
 179L and L-NL require a 1 1/8" mortise cylinder with straight cam, sold separately.

**1990 Concealed Vertical Rod Crossbar Exit Devices**

Devices are priced for 3'8" x 7',  
 Aluminum or Hollow Metal Doors.  
 Hex Bottom Latch furnished standard.  
 (Price includes PB48 Strike)



Model No.	US26D	Standard Trim
1990EO	1232	-
1991DT	1610	9970 Pull
1992NL-OP/HB-OP	1321	Rim Cylinder only
1993NL/HB	1699	9970 w/Rim Cylinder

**REFERENCE NOTES:**

Rim cylinder supplied standard with NL and HB options is C keyway.

**Optional Latches**

Suffix		List Add
RL	Rod Bottom Latch	28.00
PL	Pullman Bottom Latch	28.00
ES	Top Latch for use with Electric Strikes Device Furnished LBR (Less Bottom Rod and Less Strike) <b>deduct \$23.00 List</b>	32.00

**Door Heights over 7'**

	List Add
Up to 8'	64.00
Up to 9'	82.00
Up to 10'	94.00

**Crossbar**

	List Add
Crossbar furnished 41" standard - Easily Cut for Job Fitting	
Extra Length Crossbar - 48" (Fits Door Width up to 51") - P28, P13, P35 finishes	20.00
Extra Length Crossbar - 48" (Fits Door Width up to 51") - Architectural finishes	29.00
Less Crossbar, <b>deduct \$116 List</b>	

**REFERENCE NOTES:**

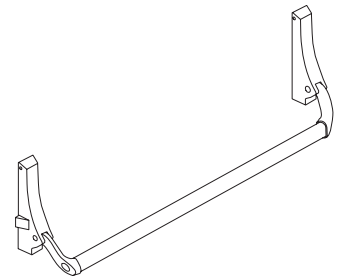
Specify if Door Material other than Aluminum. Not recommended for use on wood doors.



**2090 Rim Type Crossbar Exit Devices**

**Devices are priced for 3'8", Aluminum or Hollow Metal Doors.**

(Price includes SD36 Strike)



<b>Model No.</b>	<b>US26D</b>	<b>Standard Trim</b>
2090EO	1143	-
2091DT	1521	9970 Pull
2092NL-OP/HB-OP	1232	Rim Cylinder only
2093NL/HB	1609	9970 w/Rim Cylinder

**REFERENCE NOTES:**

Rim cylinder supplied standard with NL and HB options is C keyway.

**Crossbar**

	<b>List Add</b>
Crossbar furnished 41" standard - Easily Cut for Job Fitting	
Extra Length Crossbar - 48" (Fits Door Width up to 51") - P28, P13, P35 finishes	20.00
Extra Length Crossbar - 48" (Fits Door Width up to 51") - Architectural finishes	29.00
Less Crossbar, <b>deduct \$116 List</b>	

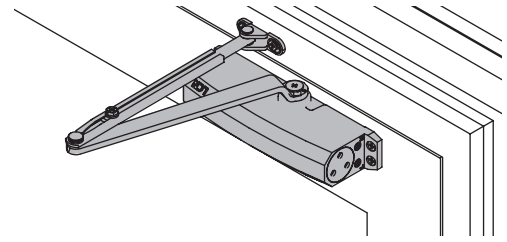
**REFERENCE NOTES:**

Specify if Door Material other than Aluminum. Specify Handing RHR or LHR. Not Reversible.

Surface Door Closers

1250 Series Surface Door Closers

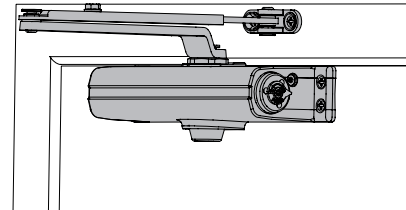
- Light duty cast aluminum door closer
- Adjustable sizes 1-5
- ANSI/BHMA 156.4, Grade 1 certified
- Closers without Hold-Open arms are UL 10C fire rated



Series	Arms	Finish	Handing	Cylinder Assembly	Cover	Price Ea.
1250	⊗	Rw/PA	-	Std	None	\$205.00
1250	⊗	Rw/PA	-	Std	Slim	220.00
1250	⊗	Hw/PA	-	Std	None	235.00
1250	⊗	Hw/PA	-	Std	Slim	250.00
1250	⊗	Rw/PA	-	Std	None	205.00
1250	⊗	Rw/PA	-	Std	Slim	220.00
1250	⊗	Hw/PA	-	Std	None	235.00
1250	⊗	Hw/PA	-	Std	Slim	250.00

1260 Series Surface Door Closers

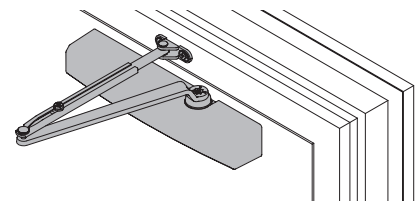
- Light-medium duty cast iron door closer
- Adjustable sizes 1-5
- ANSI/BHMA 156.4, Grade 1 certified
- Closers without Hold-Open arms are UL 10C fire rated



Series	Arms	Finish	Handing	Cylinder Assembly	Cover	Price Ea.
1261	⊗	Rw/PA	-	Std	None	\$280.00
1261	⊗	Hw/PA	-	Std	None	313.00
1261	⊗	Rw/PA	-	Std	None	280.00
1261	⊗	Hw/PA	-	Std	None	313.00

1450 Series Surface Door Closers

- Medium duty cast aluminum door closer
- Adjustable sizes 1-6
- ANSI/BHMA 156.4, Grade 1 certified
- Closers without Hold-Open arms are UL 10C fire rated



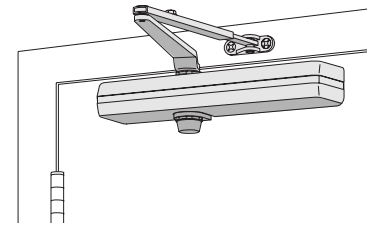
Series	Arms	Finish	Handing	Cylinder Assembly	Cover	Price Ea.
1450	⊗	Rw/PA	-	Std	Slim	\$275.00
1450	⊗	Rw/PA	-	Std	Full	285.00
1450	⊗	Hw/PA	-	Std	Slim	305.00
1450	⊗	Hw/PA	-	Std	Full	315.00
1450	⊗	Rw/PA	-	Std	Slim	275.00
1450	⊗	Rw/PA	-	Std	Full	285.00
1450	⊗	Hw/PA	-	Std	Slim	305.00
1450	⊗	Hw/PA	-	Std	Full	315.00

Notes: **AL** = Aluminum finish (689); **DKBRZ** = Dark bronze finish (695); **Rw/PA** = Regular arm with parallel arm bracket  
**Hw/PA** = Hold open arm with parallel arm bracket (Please note hold open arm configurations are not UL listed.)

Surface Door Closers (continued)

1460 Series Surface Door Closers

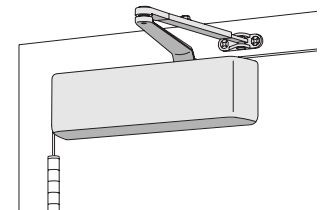
- Medium duty cast iron door closer
- Adjustable sizes 1-6
- ANSI/BHMA 156.4, Grade 1 certified
- Closers without Hold-Open arms are UL 10C fire rated



Series		Arms	Finish	Handing	Cylinder Assembly	Cover	Price Ea.
1461	☺	Rw/PA	AL	-	Std	Slim	\$356.00
1461	☹	Rw/PA	AL	-	Std	Full	366.00
1461	☺	Hw/PA	AL	-	Std	Slim	389.00
1461	☹	Hw/PA	AL	-	Std	Full	399.00
1461	☺	Rw/PA	DKBRZ	-	Std	Slim	356.00
1461	☹	Rw/PA	DKBRZ	-	Std	Full	366.00
1461	☺	Hw/PA	DKBRZ	-	Std	Slim	389.00
1461	☹	Hw/PA	DKBRZ	-	Std	Full	399.00

4040XP Series Surface Door Closers

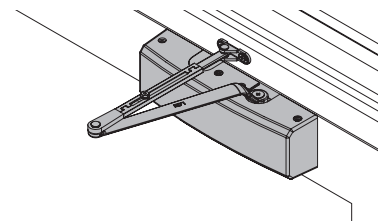
- Heavy duty cast iron door closer
- Adjustable sizes 1-6
- ANSI/BHMA 156.4, Grade 1 certified
- Closers without Hold-Open arms are UL 10C fire rated



Series		Arms	Finish	Handing	Cylinder Assembly	Cover	Price Ea.
4040XP	☺	Rw/PA	AL	-	Std	Full	\$512.00
4040XP	☹	Hw/PA	AL	-	Std	Full	573.00
4040XP	☺	EDA	AL	-	Std	Full	556.00
4040XP	☹	Cush	AL	-	Std	Full	589.00
4040XP	☺	SCUSH	AL	-	Std	Full	644.00
4040XP	☹	Rw/PA	DKBRZ	-	Std	Full	512.00
4040XP	☺	Hw/PA	DKBRZ	-	Std	Full	573.00
4040XP	☹	EDA	DKBRZ	-	Std	Full	556.00
4040XP	☺	Cush	DKBRZ	-	Std	Full	589.00
4040XP	☹	SCUSH	DKBRZ	-	Std	Full	644.00

4050 Series Surface Door Closers

- Heavy duty cast aluminum door closer
- Adjustable sizes 1-6
- ANSI/BHMA 156.4, Grade 1 certified
- Closers without Hold-Open arms are UL 10C fire rated



Series		Arms	Finish	Handing	Cylinder Assembly	Cover	Price Ea.
4050	☺	Rw/PA	AL	-	Std	Full	\$448.00
4050	☹	Hw/PA	AL	-	Std	Full	489.00
4050	☺	EDA	AL	-	Std	Full	479.00
4050	☹	Cush	AL	-	Std	Full	510.00
4050	☺	SCUSH	AL	-	Std	Full	571.00
4050	☹	Rw/PA	DKBRZ	-	Std	Full	448.00
4050	☺	Hw/PA	DKBRZ	-	Std	Full	489.00
4050	☹	EDA	DKBRZ	-	Std	Full	479.00
4050	☺	Cush	DKBRZ	-	Std	Full	510.00
4050	☹	SCUSH	DKBRZ	-	Std	Full	571.00

Notes: **ALUM** = Aluminum painted finish (689); **DKBRZ** = Dark bronze finish (695); **Rw/PA** = Regular arm with parallel arm bracket  
**Hw/PA** = Hold open arm with parallel arm bracket (Please note hold open arm configurations are not UL listed.)  
**EDA** = Extra Duty Parallel Arm; **CUSH** = Cush-n-stop; **SCUSH** = Spring cush-n-stop

## Parts and Components

Series	Number	Product Description	Finish	List Price
1250	18	Drop Plate	ALUM	\$42.00
1250	18PA	Drop Plate - PA	ALUM	42.00
1250	18	Drop Plate	DKBRZ	42.00
1250	18PA	Drop Plate - PA	DKBRZ	42.00
1260	18	Drop Plate	ALUM	46.00
1260	18PA	Drop Plate - PA	ALUM	46.00
1260	18	Drop Plate	DKBRZ	46.00
1260	18PA	Drop Plate - PA	DKBRZ	46.00
1450	18	Drop Plate	ALUM	54.00
1450	18PA	Drop Plate - PA	ALUM	54.00
1450	18FC	Drop Plate (for Full Cover)	ALUM	54.00
1450	18PAFC	Drop Plate - PA (for Full Cover)	ALUM	54.00
1450	18	Drop Plate	DKBRZ	54.00
1450	18PA	Drop Plate - PA	DKBRZ	54.00
1450	18FC	Drop Plate (for Full Cover)	DKBRZ	54.00
1450	18PAFC	Drop Plate - PA (for Full Cover)	DKBRZ	54.00
1460	18	Drop Plate	ALUM	60.00
1460	18PA	Drop Plate - PA	ALUM	60.00
1460	18FC	Drop Plate (for Full Cover)	ALUM	60.00
1460	18PAFC	Drop Plate - PA (for Full Cover)	ALUM	60.00
1460	18	Drop Plate	DKBRZ	60.00
1460	18PA	Drop Plate - PA	DKBRZ	60.00
1460	18FC	Drop Plate (for Full Cover)	DKBRZ	60.00
1460	18PAFC	Drop Plate - PA (for Full Cover)	DKBRZ	60.00
4050	18	Drop Plate	ALUM	60.00
4050	18PA	Drop Plate PA	ALUM	60.00
4050	18	Drop Plate	DKBRZ	60.00
4050	18PA	Drop Plate PA	DKBRZ	60.00

Notes: **AL** = Aluminum finish (689); **DKBRZ** = Dark bronze finish (695)

**Automatic Operators**

**4600 Series Auto Equalizer**

- Heavy duty electro hydraulic automatic operator
- Used when door is operated manually most of the time with occasional automatic opening
- ANSI/BHMA 156.19, UL 10C, UL 325

Series	Mounting	Arms	Finish	Handing	Cylinder Assembly	Cover	List Price
4630		Track	AL	-	Std	Metal	\$5,682.00
4630		Track	DKBRZ	-	Std	Metal	5,682.00
4642		Reg	AL	-	Std	Metal	5,585.00
4642		Reg	DKBRZ	-	Std	Metal	5,585.00

**9100 Series Benchmark**

- Medium duty electromechanical automatic operator
- Used when door is operated electronically most of the time
- ANSI/BHMA 156.19, UL 325

Series	Mounting	Arms	Finish	Handing	Cylinder Assembly	Cover	List Price
9130		Track	AL	-	Std	Metal	\$3,805.00
9130		Track	DKBRZ	-	Std	Metal	3,805.00
9140		Std	AL	-	Std	Metal	3,708.00
9140		Std	DKBRZ	-	Std	Metal	3,708.00

**9500 Series Senior Swing**

- Heavy duty electromechanical automatic operator
- Used when door is operated electronically most of the time
- ANSI/BHMA 156.19, UL 325, UL 10C

Series	Mounting	Arms	Finish	Handing	Cylinder Assembly	Cover	List Price
9530		Track	AL	RH	Std	Metal	\$4,854.00
9530		Track	AL	LH	Std	Metal	4,854.00
9530		Track	DKBRZ	RH	Std	Metal	4,854.00
9530		Track	DKBRZ	LH	Std	Metal	4,854.00
9540		Std	AL	RH	Std	Metal	4,729.00
9540		Std	AL	LH	Std	Metal	4,729.00
9540		Std	DKBRZ	RH	Std	Metal	4,729.00
9540		Std	DKBRZ	LH	Std	Metal	4,729.00

## General Closer Information

### Surface Mount SC Series

#### Certifications and Listings

1. SC60A, SC70A and SC80A Series Closers are certified to meet the requirements of ANSI Standard A156.4, Grade 1.
2. SC90A Series Closers are certified to meet the requirements of ANSI Standard A156.4, Grade 3.
3. SC60A, SC70A, SC80A, and SC90A Series Closers without hold-open arms are UL10C fire rated.
4. SC61A, SC71A, SC81A, and SC91A Series are designed to meet the American Disabilities Act (ADA) and ANSI A117.1.
5. SC93A (spring size 3) and SC94A (spring size 4) Series do not meet ADA force requirements.

#### Covers and Hardware:

1. SC80A Series Closers ship with a standard SLIM cover unless an optional FULL (FC) cover is added to the order line.
2. SC60A Series Closers ship as LESS cover unless an optional SLIM cover is added to the order line.
3. SC90A Series Closers ship LESS cover unless an option SLIM cover is added to order line.
4. ALL SC60A/70A/80A/93A/94A closer series are furnished with TBWMS and Self-Reaming and Tapping Screws.

#### Master Cartons

1. SC60A and SC80A RWPA are packed with six (6) identical closers per master carton. SC60A and SC80A HWP, DS, DSHO, HD, SS, and SSHO arms are packed 4 per master carton.
2. SC70A Series Closers are packed with four (4) identical closers per master carton.

### Closer Finishes

Finish Code	BHMA	Finish Color Description
MTBK	622	Matte Black
AL	689	Silver Painted (Resembles Aluminum Finish)
DKB	695	Dark Bronze Painted (Spray Duranodic)

## Surface Closer (SC) Options

Falcon has several options to meet your unique application and/or installation needs. See the options section on each series page in the Falcon Closer price list for available options by series. Please contact **Falcon Closer Customer Care at (877) 671-7011** for additional information. As always, we appreciate your business!

### Cylinder Options

- **STD – Standard Cylinder.** Cylinder will provide consistent door control throughout the opening & closing cycle. Independent backcheck, main speed and latch speed are field adjustable regulation valves and incorporated into the cylinder.
- **DEL – Delay Action Cylinder.** Cylinder will provide consistent door control throughout the opening & closing cycle but includes an extra regulation valve that allows the door to slowly close (delay) as it begins to send the door back to latch (approximately 70°). Independent backcheck, main speed and latch speed are field adjustable regulation valves and incorporated into the cylinder.

### Cover Options

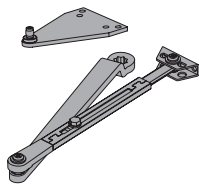
- **STD – Standard Cover.** Cover will enclose the cylinder body with the exception of the unused pinion shaft. A shaft cover will be included to cover the unused pinion shaft.
- **SLIM – Slim Cover.** Cover will enclose the cylinder body with the exception of the unused pinion shaft. A shaft cover will be included to cover the unused pinion shaft.
- **FULL – Full Cover.** Cover will enclose the entire cylinder body, including the unused pinion shaft.

### Arm Options

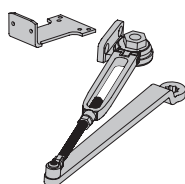
- **Rw/PA – Regular Arm with Parallel Arm Bracket.** Includes adjustable forearm assembly to accommodate a variety of door types and frame conditions. Parallel Arm (PA) bracket allows closer to be installed on the 'push' side of the door in a parallel arm type configuration.
- **Hw/PA – Hold Open Arm with Parallel Arm Bracket.** Includes adjustable forearm assembly to accommodate a variety of door types and frame conditions. Parallel Arm (PA) bracket allows closer to be installed on the 'push' side of the door in a parallel arm type configuration. Hold open function adjustable at the arm shoe.
- **HD/PA – Heavy Duty Arm with Parallel Arm Bracket.** Includes a stamped steel main arm and forearm for added durability in potentially high traffic and/or abusive applications. Parallel Arm (PA) bracket is a permanent feature, installation on 'push' side of the door in a parallel arm type configuration is required.

- **FA – Forged Arm.** Extra heavy duty arm with parallel arm bracket. Includes a forged steel main arm and forearm for maximum durability in high traffic and/or abusive applications. Parallel Arm (PA) bracket is a permanent feature, installation on 'push' side of the door in a parallel arm type configuration is required.
- **FA/HO – Forged Arm with Hold Open.** Extra heavy duty arm with parallel arm bracket that incorporates a hold open feature. Includes a forged steel main arm and forearm for maximum durability in high traffic and/or abusive applications. Parallel Arm (PA) bracket is a permanent feature, installation on 'push' side of the door in a parallel arm type configuration is required.
- **DS – Dead Stop Arm.** Heavy duty arm with parallel arm bracket that incorporates a positive mechanical stop. Includes a stamped steel main arm and forearm for added durability in potentially high traffic and/or abusive applications. Parallel Arm (PA) bracket is a permanent feature, installation on 'push' side of the door in a parallel arm type configuration is required.
- **DS/HO – Dead Stop Arm with Hold Open.** Heavy duty arm with parallel arm bracket that incorporates a positive mechanical stop and hold open feature. Includes a stamped steel main arm and forearm for added durability in potentially high traffic and/or abusive applications. Parallel Arm (PA) bracket is a permanent feature, installation on 'push' side of the door in a parallel arm type configuration is required. Hold open function is manually selected with a 'thumb turn' feature built into the main portion of the arm.
- **SS – Spring-n-Stop Arm.** Extra heavy duty arm with parallel arm bracket that incorporates an integral spring stop. Includes a forged steel main arm and forearm for maximum durability in high traffic and/or abusive applications. Parallel Arm (PA) bracket is a permanent feature, installation on 'push' side of the door in a parallel arm type configuration is required.
- **SS/HO – Spring-n-Stop Arm with Hold Open.** Extra heavy duty arm with parallel arm bracket that incorporates an integral spring stop and hold open feature. Includes a forged steel main arm and forearm for maximum durability in high traffic and/or abusive applications. Parallel Arm (PA) bracket is a permanent feature, installation on 'push' side of the door in a parallel arm type configuration is required.

RwPA



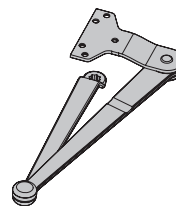
HwPA




HDPA



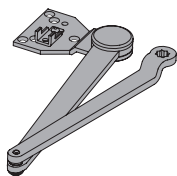
FA



FAHO



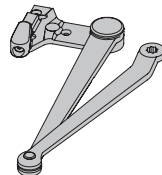
DS



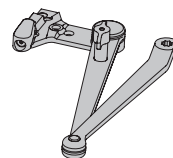
DSHO



SS



SSHO



### Fastener Pack Option

- **TBWS – Through Bolt, Wood & Machine Screws.** Fasteners for installation on wood, hollow metal or aluminum store front type doors. Through bolts for installations on 1 3/4" thick, hollow core doors are included. SC60A/SC70A/SC80A/SC93A/SC94A faster pack will contain TBWS and Self-Reaming and Tapping Screws

### ADA Accessibility Requirements

- **Product Information – Closers are preset for standard spring power or can be adjusted in the field to generate the 5lbs. of opening force (36" wide, interior door) requirements for ADA (Sections 4.13.10 and/or 4.13.11) and the ANSI Standard A117.1 (Sections 4.13.10 and/or 4.13.11).**

SC60A Series Closers

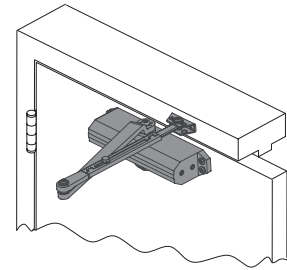
SC60A Series

Light-Medium Duty

Model	Arm Type	Shipping Weight	AL (689) DKB (695) MTBK (622) <sup>1</sup>
SC61A	RwPA	7	166
SC61A	HwPA	7	189
SC61A	HDPA <sup>1</sup>	7	189
SC61A	DS	9	209
SC61A	DSHO <sup>1</sup>	9	232
SC61A	SS <sup>1</sup>	9	276
SC61A	SSHO <sup>1</sup>	9	294

REFERENCE NOTES:

- 1) SC61A HD, DS/HO, SS, and SS/HO are not available in matte black.
- 2) SC61A ships standard as LESS cover.
- 3) SC61A is fully adjustable 1-5



60A Series

Closer Options

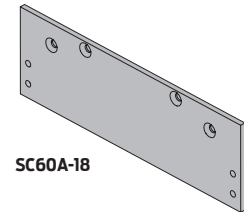
Suffix	Description	List Adder
SLIM	SLIM Cover	15

Closer Parts and Accessories

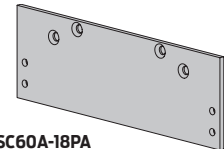
Model	Description	Shipping Weight	List
SC61A-3071	Standard Cylinder	9	103
SC60A-72	Slim Cover	1	15
SC60A-3077/PA	Regular Arm w/ PA Bracket	3	64
SC60A-3049/PA	Hold Open Arm w/ PA Bracket	3	87
SC60A-3077HD	Heavy Duty Parallel Arm <sup>1</sup>	3	87
SC60A-3077DS	Dead Stop Parallel Arm	5	106
SC60A-3049DS	Hold Open Dead Stop Parallel Arm <sup>1</sup>	5	129
SC60A-3077SS	Spring N Stop Arm <sup>1</sup>	5	173
SC60A-3049SS	Hold Open Spring N Stop Arm <sup>1</sup>	5	192
SC60A-18	Mounting Plate - Top Jamb	2	33
SC60A-18PA	Mounting Plate - Push Side	2	33
SC60A-30	Cush Shoe Support	1	21
SC60A-61	Blade Stop Spacer	1	24
SSC60A-62A	Offset Auxiliary Shoe	1	28

REFERENCE NOTES:

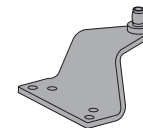
- 1) SC61A, HD, DS/HO, SS, and SS/HO arms are not available in matte black.
- 2) Matte Black and Dark Bronze Closers share the same screw finish.



SC60A-18



SC60A-18PA



SC60A-62A



### SC70A Series Closers

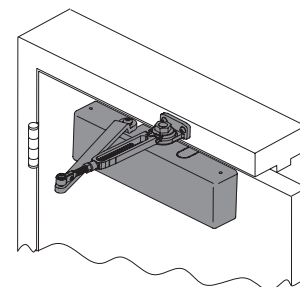
#### SC70A Series

Heavy Duty

Model	Arm Type	Shipping Weight	AL (689) DKB (695) MTBK (622) <sup>1</sup>
SC71A	RwPA	10	306
SC71A	HwPA	10	327
SC71A	HDPA	11	327
SC71A	FAI	11	343
SC71A	FAHO <sup>1</sup>	11	365
SC71A	DS	11	345
SC71A	DSHO <sup>1</sup>	12	367
SC71A	SS <sup>1</sup>	12	408
SC71A	SSHO <sup>1</sup>	12	425

#### REFERENCE NOTES:

- 1) SC71 FA, FA/HO, DS/HO, SS, and SS/HO are not available in matte black.
- 2) SC71 ships standard with a FULL Cover.
- 3) SC71 is fully adjustable 1-6



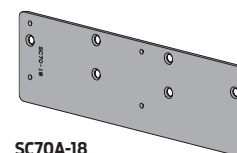
SC70A Series

#### Closer Parts and Accessories

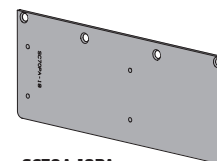
Model	Description	Shipping Weight	List
SC71A-3071	Standard Cylinder	12	230
SC71A-3071DEL	Delay Cylinder <sup>1</sup>	12	262
SC70A-72	FULL Cover	1	16
SC70A-3077/PA	Regular Arm w/ PA Bracket	3	60
SC70A-3049/PA	Hold Open Arm w/ PA Bracket	3	81
SC70A-3077HD	Heavy Duty Parallel Arm	3	81
SC70A-3077FA	Forged Parallel Arm <sup>1</sup>	3	97
SC70A-3049FA	Hold Open Forged Parallel Arm <sup>1</sup>	3	121
SC70A-3077DS	Dead Stop Parallel Arm	5	99
SC70A-3049DS	Hold Open Dead Stop Parallel Arm <sup>1</sup>	5	121
SC70A-3077SS	Spring N Stop Arm <sup>1</sup>	5	162
SC70A-3049SS	Hold Open Spring N Stop Arm <sup>1</sup>	5	179
SC70A-18	Narrow Frame Back Plate	3	52
SC70A-18PA	Narrow Top Rail Drop Plate	4	52
SC70A-30	Cush Shoe Support	1	20
SC70A-61	Blade Stop Spacer	1	22
SC70A-62A	Offset Auxiliary Shoe	1	26

#### REFERENCE NOTE:

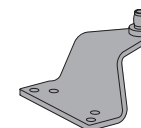
- 1) SC71A FA, FA/HO, DS/HO, SS, and SS/HO arms are not available in matte black.
- 2) Matte Black and Dark Bronze Closers share the same screw finish.



SC70A-18



SC70A-18PA



SC70A-62A

SC80A Series Closers

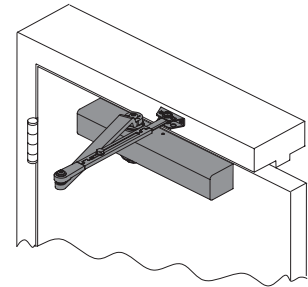
SC80A Series

Medium Duty

Model	Arm Type	Shipping Weight	AL (689) DKB (695) MTBK (622) <sup>1</sup>
SC81A	RwPA	8	195
SC81A	HwPA	8	216
SC81A	HDPA <sup>1</sup>	10	216
SC81A	DS	10	234
SC81A	DSHO <sup>1</sup>	10	255
SC81A	SS <sup>1</sup>	10	297
SC81A	SSHO <sup>1</sup>	10	314

REFERENCE NOTES:

- 1) SC81A ships standard with a SLIM Cover.
- 2) SC81A is fully adjustable 1-6



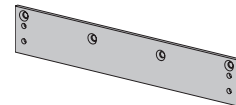
SC80A  
(w/ full cover shown)

Closer Options

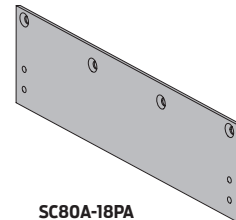
Suffix	Description	List Adder
FC	FULL Cover	5

Closer Parts and Accessories

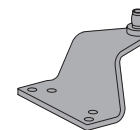
Model	Description	Shipping Weight	List
SC81A-3071	Standard Cylinder	10	125
SC80A-72	Slim Cover	1	11
SC81A-72FC	FULL Cover	1	16
SC81A-3077/PA	Regular Arm w/ PA Bracket	3	60
SC81A-3049/PA	Hold Open Arm w/ PA Bracket	3	81
SC81A-3077HD	Heavy Duty Parallel Arm <sup>1</sup>	3	81
SC81A-3077DS	Dead Stop Parallel Arm	5	99
SC81A-3049DS	Hold Open Dead Stop Parallel Arm <sup>1</sup>	5	121
SC81A-3077SS	Spring N Stop Arm <sup>1</sup>	5	162
SC81A-3049SS	Hold Open Spring N Stop Arm <sup>1</sup>	5	179
SC81A-18	Mounting Plate - Top Jamb	2	31
SC81A-18FC	Mounting Plate - Top Jamb for FULL Cover	2	31
SC81A-18PA	Mounting Plate - PA	2	31
SC81A-18PAFC	Mounting Plate - PA for FULL Cover	2	31
SC81A-30	Cush Shoe Support	1	20
SC81A-61	Blade Stop Spacer	1	22
SC81A-62A	Offset Auxiliary Shoe	1	26



SC80A-18



SC80A-18PA



SC80 A-62A

REFERENCE NOTE:

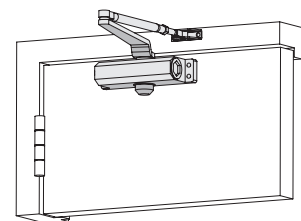
- 1) SC80A delay action, HD, DS/HO, SS, and SS/HO arms are not available in matte black.
- 2) Matte Black and Dark Bronze Closers share the same screw finish.

### SC90A Series Closers

#### SC90A Series

Light- Residential Duty

Model	Arm Type	Size	Shipping Weight	AL (689) DKB (695)
SC91A	RwPA	1	5	114
SC91A	HwPA	1	5	135
SC93A	RwPA	3	5	114
SC93A	HwPA	3	5	135
SC94A	RwPA	4	5	114
SC94A	HwPA	4	5	135



SC90A Series

#### REFERENCE NOTES:

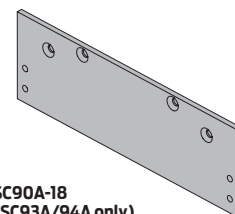
- 1) SC90 series ship standard as LESS Cover.
- 2) \*Brass will not be available with SC91A/SC93A/SC94A.

#### Closer Options

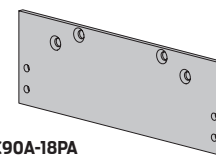
Suffix	Description	List Adder
STD	Standard Cover (Only fits 93 and 94 models)	16

#### Closer Parts and Accessories

Model	Description	Shipping Weight	List
SC90A-18	Mounting Plate - Top Jamb	2	31
SC90A-18PA	Mounting Plate - Push Side	2	31

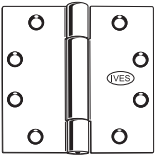


SC90A-18  
(SC93A/94A only)



SC90A-18PA  
(SC93A/94A only)

## Architectural Door Hinges



3CB1

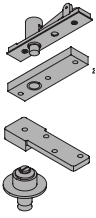
## Architectural Hinges

Number	Description	Finish	Price Each
3CB1 4.5x4.5	3 Knuckle Plain Bearing	US26D (652)	\$13.30
3CB1 4.5x4.5	3 Knuckle Concealed Bearing	US32D (630)	63.00
3CB1 4.5x4.5 NRP	3 Knuckle Concealed Bearing NRP	US26D (652)	17.55
3CB1 4.5x4.5 NRP	3 Knuckle Concealed Bearing NRP	US32D (630)	67.25
3CB1 HW 4.5x4.5	3 Knuckle Concealed Bearing Heavy Wt.	US26D (652)	45.60
3CB1 HW 4.5x4.5 NRP	3 Knuckle Concealed Bearing Heavy Wt. NRP	US26D (652)	49.85
3CB1 HW 4.5x4.5 NRP	3 Knuckle Concealed Bearing Heavy Wt. NRP	US32D (630)	100.85
3CB1 HW 5x4.5	3 Knuckle Concealed Bearing Heavy Wt.	US26D (652)	52.40
3SP1 4.5x4.5	3 Knuckle Spring	US26D (652)	24.90
5PB1 4.5x4.5	5 Knuckle Plain Bearing	US26D (652)	8.30
5PB1 4.5x4.5 NRP	5 Knuckle Plain Bearing NRP	US26D (652)	12.55
5BB1 4.5x4	5 Knuckle Ball Bearing	US26D (652)	16.40
5BB1 4.5x4 NRP	5 Knuckle Ball Bearing NRP	US26D (652)	25.40
5BB1 4.5x4.5	5 Knuckle Ball Bearing	US26D (652)	12.20
5BB1 4.5x4.5	5 Knuckle Ball Bearing	US32D (630)	44.80
5BB1 4.5x4.5	5 Knuckle Ball Bearing	USP (600)	10.90
5BB1 4.5x4.5	5 Knuckle Ball Bearing	US10B (613)	45.70
5BB1 4.5x4.5	5 Knuckle Ball Bearing	US15 (619)	45.70
5BB1 4.5x4.5	5 Knuckle Ball Bearing	US3 (632)	19.00
5BB1 4.5x4.5	5 Knuckle Ball Bearing	US4 (633)	12.20
5BB1 4.5x4.5	5 Knuckle Ball Bearing	US10 (639)	15.20
5BB1 4.5x4.5	5 Knuckle Ball Bearing	US10B (640)	19.00
5BB1 4.5x4.5	5 Knuckle Ball Bearing	US15 (646)	23.10
5BB1 4.5x4.5	5 Knuckle Ball Bearing	US26 (651)	19.00
5BB1 4.5x4.5 NRP	5 Knuckle Ball Bearing NRP	US26D (652)	16.45
5BB1 4.5x4.5 NRP	5 Knuckle Ball Bearing NRP	US32D (630)	49.05
5BB1 4.5x4.5 NRP	5 Knuckle Ball Bearing NRP	USP (600)	15.15
5BB1 4.5x4.5 NRP	5 Knuckle Ball Bearing NRP	US10B (613)	54.70
5BB1 4.5x4.5 NRP	5 Knuckle Ball Bearing NRP	US15 (619)	54.70
5BB1 4.5x4.5 NRP	5 Knuckle Ball Bearing NRP	US10B (640)	23.25
5BB1 4.5x4.5 NRP	5 Knuckle Ball Bearing NRP	US15 (646)	27.35
5BB1 5x4.5	5 Knuckle Ball Bearing	US26D (652)	25.70
5BB1 5x4.5 NRP	5 Knuckle Ball Bearing NRP	US26D (652)	34.70
5BB1 5x4.5 NRP	5 Knuckle Ball Bearing NRP	US32D (630)	66.00
5BB1 HW 4.5x4.5	5 Knuckle Ball Bearing Heavy Wt.	US26D (652)	35.40
5BB1 HW 4.5x4.5	5 Knuckle Ball Bearing Heavy Wt.	US32D (630)	73.30
5BB1 HW 4.5x4.5 NRP	5 Knuckle Ball Bearing Heavy Wt. NRP	US26D (652)	39.65
5BB1 HW 4.5x4.5 NRP	5 Knuckle Ball Bearing Heavy Wt. NRP	US32D (630)	77.55
5BB1 HW 4.5x4.5 NRP	5 Knuckle Ball Bearing Heavy Wt. NRP	US10B (613)	85.10
5BB1 HW 4.5x4.5 NRP	5 Knuckle Ball Bearing Heavy Wt. NRP	US15 (619)	79.50
5BB1 HW 5x4.5	5 Knuckle Ball Bearing Heavy Wt.	US26D (652)	40.80
5BB1 HW 5x4.5	5 Knuckle Ball Bearing Heavy Wt.	US32D (630)	85.60
5BB1 HW 5x4.5 NRP	5 Knuckle Ball Bearing Heavy Wt. NRP	US26D (652)	49.80
5BB1 HW 5x4.5 NRP	5 Knuckle Ball Bearing Heavy Wt. NRP	US32D (630)	94.60
5BB1 SC 4.5	5 Knuckle Ball Bearing Swing Clear	US26D (652)	63.90
5BB1 HW BSC 4.5	5 Knuckle Ball Bearing Heavy Wt. Beveled Swing Clear Heavy Wt.	US26D (652)	77.40
5BB1 HW BSC 5	5 Knuckle Ball Bearing Heavy Wt. Beveled Swing Clear Heavy Wt.	US26D (652)	77.40

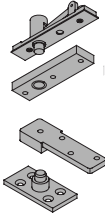
## Continuous Hinges

Number	Description	Finish	Price Each
112HD 83"	Continuous Geared, Heavy Duty 83" Length	US28	\$186.30
224HD 83"	Continuous Geared with Edge Protector, Heavy Duty, 83"	US28	198.80
700 83"	Continuous Pin & Barrel, 83"	US32D	556.70
700 95"	Continuous Pin & Barrel, 95"	US32D	644.50
705 83"	Continuous Pin & Barrel, Full Wrap, 83"	US32D	726.40

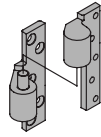
**Pivots**



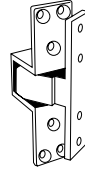
**7253**



**7255**



**7215-7226-7227 INT**



**91105F**

**Pivot Set**

Number	Description	Handing	Finish	Price Each
7215 SET RH	3/4" Offset Pivot Set, 500 lb	RH	US26D	\$427.50
7215 SET LH	3/4" Offset Pivot Set, 500 lb	LH	US26D	427.50
7226 SET	3/4" Offset Pivot Set, 600 lb	-	US26D	408.80
7230F SET	3/4" Offset Pivot Set, 1000 lb, Fire Rated	-	US32D	763.30
7253 SET	Center Hung Pivot Set, 300 lb	-	US26D	338.40
7255 SET	Center Hung Pivot Set, 500 lb	-	US26D	373.10

Note: Set includes top-and-bottom pivots.

**Intermediate Pivots**

Number	Description	Handing	Finish	Price Each
7215-7226-7227 INT RH	3/4" Offset Intermediate Pivot for 7215, 7226 and 7227	RH	US26D	\$231.10
7215-7226-7227 INT LH	3/4" Offset Intermediate Pivot for 7215, 7226 and 7227	LH	US26D	231.10
7230F-7237F INT RH	3/4" Offset Intermediate Pivot for 7230F and 7237F, Fire Rated	RH	US32D	427.50
7230F-7237F INT LH	3/4" Offset Intermediate Pivot for 7230F and 7237F, Fire Rated	LH	US32D	427.50

**Pocket Pivot**

Number	Description	Finish	Price Each
91105F	Pocket Pivot, Fire Rated	US32D	\$457.50

Note: Pocket pivots are sold individually.

Floor Stops



FS436



FS185



FS440



FS441



FS444



FS446



FS452



FS544



FS1153

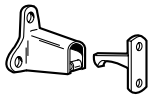


FS1154

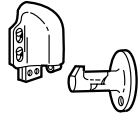
Floor Stops, Dome Stops and Kick Downs

Number	Description	Finish	Price Each
FS13	Dome Stop	US26D	\$8.50
FS436	Dome Stop	US26D	6.00
FS436	Dome Stop	US3	7.20
FS436	Dome Stop	US10B	8.30
FS436	Dome Stop	US15	8.30
FS436	Dome Stop	US26	7.50
FS436	Dome Stop	US28	5.50
FS438	Dome Stop for use with Thresholds	US26D	6.70
FS438	Dome Stop for use with Thresholds	US10B	9.70
FS438	Dome Stop for use with Thresholds	US15	9.70
FS438	Dome Stop for use with Thresholds	US26	9.10
FS438	Dome Stop for use with Thresholds	US28	6.60
R435-1/2	1/2" Riser for FS436 Dome Stop	US27	6.80
FS18L	Security Floor Stop, 3 1/2" Bumper	-	17.70
FS18S	Security Floor Stop, 1 1/2" Bumper	-	12.50
FS434	Floor Stop, Angle	US2C	9.70
FS441	Floor Stop	US26D	24.20
FS441	Floor Stop	US10B	26.60
FS441	Floor Stop	US15	26.60
FS444	Floor Stop, Heavy-Duty, Masonry	US26D	28.40
FS444	Floor Stop, Heavy-Duty, Masonry	US10B	34.80
FS444	Floor Stop, Heavy-Duty, Masonry	US15	37.80
FS448	Floor Stop, Heavy-Duty, Drywall/Wood	US26D	33.10
FS448	Floor Stop, Heavy-Duty, Drywall/Wood	US10B	32.00
FS440	Floor Stop w/ Automatic Holder, 1/2" Door to Floor Clearance	US26D	66.60
FS446	Floor Stop w/ Manual Holder, Heavy-Duty, Masonry	US26D	41.60
FS446	Floor Stop w/ Manual Holder, Heavy-Duty, Masonry	US10B	52.00
FS446	Floor Stop w/ Manual Holder, Heavy-Duty, Masonry	US15	54.10
FS450	Floor Stop w/ Manual Holder, Heavy-Duty, Drywall/Wood	US26D	45.20
FS452-4"	Kick Down Holder, 4"	US26D	30.80
FS452-4"	Kick Down Holder, 4"	US15	43.80
FS452-5"	Kick Down Holder, 5"	US26D	38.20
FS452-5"	Kick Down Holder, 5"	US10B	44.30
FS452-5"	Kick Down Holder, 5"	US15	49.90
FS455-4"	Kick Down Holder, 4"	US26D	41.70
FS455-4"	Kick Down Holder, 4"	US3	34.80
FS455-4"	Kick Down Holder, 4"	US10B	41.70
FS455-4"	Kick Down Holder, 4"	US27	8.60
FS455-4"	Kick Down Holder, 4"	US3AL	8.60
FS544-4"	Kick Down Holder, 4"	SP28	12.80
FS544-4"	Kick Down Holder, 4"	SP4	12.80
FS555-5"	Kick Down Holder, 5"	SP28	13.70
FS544/555	Kick Down Holder - Rubber w/ Screw (Use P/N FSPART.1074 when ordering)		3.30
FS1153	Plunger-Type Door Holder — 1 5/8" Throw	US28	52.00
FS1154	Plunger-Type Door Holder — 1 1/4" Throw	US10	93.60

**Wall Stops**



**WS40**



**WS45**



**WS401/402CCV**



**WS401/402CVX**



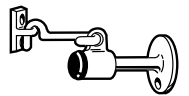
**WS404CVX**



**WS406/407CCV**



**WS406/407CVX**

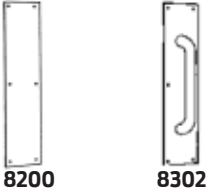


**WS445**

**Wall Stops**

Number	Description	Screw Pkg.	Finish	Price Each
060F26D	Residential, Flexible Door Stop, 3"		F26D	\$1.30
060F10B	Residential, Flexible Door Stop, 3"		F10B	1.30
060F14	Residential, Flexible Door Stop, 3"		F14	1.30
060F15	Residential, Flexible Door Stop, 3"		F15	1.30
63F619E	Residential, Flexible Door Stop, 3"		63F619E	1.20
63F643E/716E	Residential, Flexible Door Stop, 3"		F643E/716E	1.20
60A92	Residential, Solid Door Stop, 3 3/4"		A92	3.70
61A92	Residential, Solid Door Stop, 3 1/8"		A92	3.70
61A10B	Residential, Solid Door Stop, 3 1/8"		A10B	3.70
61A14	Residential, Solid Door Stop, 3 1/8"		A14	3.70
61A15	Residential, Solid Door Stop, 3 1/8"		A15	3.70
61A-W	Residential, Solid Door Stop, 3 1/8"		A-W	4.10
61B15	Residential, Solid Door Stop, 3 1/8"		B15	17.80
60-5/062/70/430	Replacement Rubber Tips for 60, 61, 70 Stops (100/PKG)			90.60
69F14	Hinge Pin Door Stop (70-100 Degree Adjustment)		F14	4.80
69F15	Hinge Pin Door Stop (70-100 Degree Adjustment)		F15	4.80
70A92	Hinge Pin Door Stop (85-125 Degree Adjustment)		A92	2.50
70A-643E/716	Hinge Pin Door Stop (85-125 Degree Adjustment)		A-643E/716	2.90
70A10B	Hinge Pin Door Stop (85-125 Degree Adjustment)		A10B	2.90
70A15	Hinge Pin Door Stop (85-125 Degree Adjustment)		A15	2.90
70B10B	Hinge Pin Door Stop (85-125 Degree Adjustment)		B10B	15.80
70B15	Hinge Pin Door Stop (85-125 Degree Adjustment)		B15	15.80
WS401/402CCV	Wall Bumper, Cast, Concave	Drywall & Wood	US26D	20.80
WS401/402CVX	Wall Bumper, Cast, Convex	Drywall & Wood	US26D	20.80
WS404CVX	Wall Bumper, Compact, Convex	Drywall & Wood	US26D	7.50
WS406/407-CCV	Wall Bumper, Concave	Drywall & Wood	US32D	3.50
WS406/407-CCV	Wall Bumper, Concave	Drywall & Wood	US3	4.30
WS406/407-CCV	Wall Bumper, Concave	Drywall & Wood	US10	4.90
WS406/407-CCV	Wall Bumper, Concave	Drywall & Wood	US10B	4.90
WS406/407-CVX	Wall Bumper, Convex	Drywall & Wood	US32D	3.50
WS406/407-CVX	Wall Bumper, Convex	Drywall & Wood	US10B	4.90
WS406/407-CVX	Wall Bumper, Convex	Drywall & Wood	US15	4.90
411R-W	Wall Bumper, Adhesive Back		R-W	3.20
WS33	Wall Stop	Drywall & Wood	US26D	56.60
WS447	Wall Stop, Heavy-Duty	Drywall & Wood	US26D	42.20
WS445	Wall Stop w/ Manual Holder, Heavy-Duty	Masonry	US26D	73.60
WS40	Wall Stop w/ Automatic Holder	Universal	US26D	112.20
WS45	Wall Stop w/ Automatic Holder	Universal	US26D	156.20
FS495	Wall Stop w/ Automatic Holder		US26D	90.80
CS115-20	Crash Stop	---	US26D	52.50

## Pulls and Protection Plates



## Kick Plates

Number	Size	Finish	Price Each
8400	8" x 34" B-CS	US32D	\$38.07
8400	10" x 34" B-CS	US32D	\$47.60
8400	10" x 35" B-CS	US32D	\$50.40

## Push Plates

Number	Size	Finish	Price Each
8200	Push Plate 3.5x15	US32D	\$14.00
8200	Push Plate 3.5x15	US10B	30.00
8200	Push Plate 3.5x15	US15	30.00
8200	Push Plate 3.5x15	US28	11.40
8200	Push Plate 4x16	US32D	16.30
8200	Push Plate 4x16	US10B	33.90
8200	Push Plate 4x16	US15	33.90
8200	Push Plate 4x16	US26D	32.60
8200	Push Plate 4x16	US28	10.80
8200	Push Plate 6x16	US32D	22.30
8200	Push Plate 8x16	US32D	31.10

## Pull Plates

Number	Size	Center to Center	Finish	Price Each
8302-6	8102 6" Pull and Plate 4x16 1 3/4"	6"	US32D	\$50.60
8302-8	8102 8" Pull and Plate 3.5x15 1 3/4"	8"	US32D	52.80
8302-8	8102 8" Pull and Plate 4x16 1 3/4"	8"	US32D	54.90
8302-0	8102 10" Pull and Plate 3.5x15 1 3/4"	10"	US32D	59.10
8302-0	8102 10" Pull and Plate 4x16 1 3/4"	10"	US32D	61.20
8303-8	8103 8" Pull and Plate 4x16 1 3/4"	8"	US32D	81.90
8303-0	8103 10" Pull and Plate 4x16 1 3/4"	10"	US32D	89.60

## Pulls

Number	Size	Finish	Price Each
221B26D	Flush Pull, Large Circle	B26D	\$4.80
221B10B	Flush Pull, Large Circle	B10B	4.80
221B15	Flush Pull, Large Circle	B15	4.60
222B26D	Flush Pull, Rectangular	B26D	26.80
223B26D	Flush Pull, Oval	B26D	8.10
227B26D	Flush Pull, Deep Well	B26D	12.40
230B26D	Sliding Door Edge Pull	B26D	17.40
990B-613	Sliding Door Pull	B-613	14.60
990B-619	Sliding Door Pull	B-619	14.60
991B-613	Sliding Door Pull - Locking	B-613	20.30
991B-619	Sliding Door Pull - Locking	B-619	20.30
991B-716	Sliding Door Pull - Locking	B-716	20.30
8103HD-0	Straight 10" Pull, Heavy Duty, 1" Diameter	US32D	67.00
8103EZHD-0	Straight 10" Pull, ADA Compliant, Heavy Duty, 1" Diameter	32D-316	92.60

## Offset Door Pulls

Number	Size	Center to Center	Finish	Price Each
8190HD-0	90 Degree Offset 10" Pull, Heavy Duty, 1 3/4"	10"	US32D	\$90.50
8190HD-0	90 Degree Offset 10" Pull, Heavy Duty, 1 3/4"	10"	US10B	138.60
8190HD-0	90 Degree Offset 10" Pull, Heavy Duty, 1 3/4"	10"	US15	144.30
8190HD-2	90 Degree Offset 12" Pull, Heavy Duty, 1 3/4"	12"	US32D	97.60
8190HD-0	90 Degree Offset 10" Pull, Heavy Duty, 1 3/4" (Dec. Thru-Bolt)	10"	US32D	120.50
8190HD-2	90 Degree Offset 12" Pull, Heavy Duty, 1 3/4" (Dec. Thru-Bolt)	12"	US32D	127.60
9190HD-33-0	33" Pushbar/90 Degree Offset 10" Pull, Heavy Duty, 1 3/4"	33", 10"	US32D	280.40

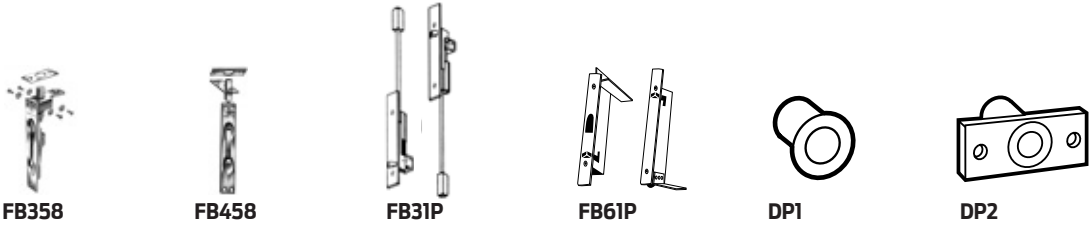


**Vandal Resistant Trim**

**Vandal Resistant Trim**

Number	Description	Finish	Price Each
VR910NL	Vandal Resistant Trim 98/99 Rim or Vertical Rod, Horizontal Keyway	US32D	\$301.50
VR910-DT	Vandal Resistant Trim 98/99 Rim or Vertical Rod, Blank Trim	US32D	301.50

**Flush Bolts & Strikes**



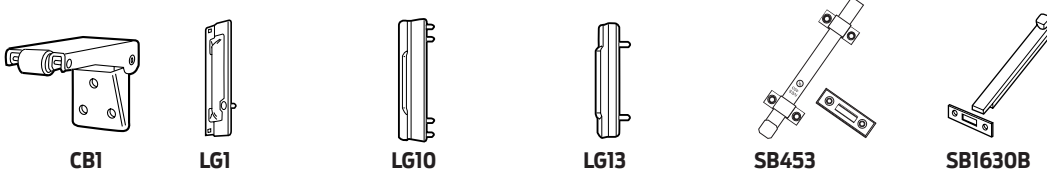
**Flush Bolts**

Number	Description	Door Type	Finish	Price Each
FB358	Manual Flush Bolt, Single Door	Wood	US26D	\$40.30
FB358	Manual Flush Bolt, Single Door	Wood	US10B	40.30
FB358	Manual Flush Bolt, Single Door	Wood	US15	40.30
FB457	Manual Flush Bolt, Single Door	Metal	US26D	29.90
FB458	Manual Flush Bolt, Single Door	Metal	US26D	23.50
FB458	Manual Flush Bolt, Single Door	Metal	US3	25.30
FB458	Manual Flush Bolt, Single Door	Metal	US15	25.30
FB31P	Automatic Flush Bolt, Pair	Metal	US32D	207.50
FB41P	Automatic Flush Bolt, Pair	Wood	US32D	217.00
FB51P	Constant Latching Flush Bolt, Pair	Metal	US32D	207.50
FB61P	Constant Latching Flush Bolt, Pair	Wood	US32D	219.00
262B26D	Manual Flush Bolt		B26D	36.10
262B3	Manual Flush Bolt		B3	31.40
262B10B	Manual Flush Bolt		B10B	36.10
262B	Manual Flush Bolt		B15	36.10
FB256/7/8/457/8/0458-18"	Manual Flush Bolt Rod - 18" (Use P/N 09-161 when ordering)			6.60
FB256/7/8/457/8/0458-24"	Manual Flush Bolt Rod - 24" (Use P/N 09-162 when ordering)			6.60
FB256/7/8/457/8/0458-36"	Manual Flush Bolt Rod - 36" (Use P/N 09-172 when ordering)			6.60

**Dust-Proof Strikes**

Number	Description	Finish	Price Each
DP1	Dust-Proof Strike – Threshold Only	US26D	\$29.30
DP2	Dust-Proof Strike – Floor and/or Threshold	US26D	36.90
DP2	Dust-Proof Strike – Floor and/or Threshold	US10B	36.90

**Coordinators, Lock Guards, & Surface Bolts**



**Coordinators and Accessories**

Number	Description	Finish	Price Each
COR52w/FL 20	Coordinator Bar, 52" Overall Length w/ 20" Filler Bar	US28	\$181.00
COR52	Coordinator Bar, 52" Overall Length	US28	165.40
FL20	Filler Bar, 20" Overall Length	US28	15.60
MB1	Mounting Bracket – Stops over 2 1/2"	SP28	31.90
MB1	Mounting Bracket – Stops over 2 1/2"	USP	22.40
MB2	Mounting Bracket – Stops up to 2 1/2"	SP 28	36.10
MB2	Mounting Bracket – Stops up to 2 1/2"	USP	26.30
CBI	Carry Bar	USP	36.80

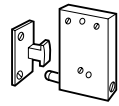
**Lock Guards**

Number	Description	Finish	Price Each
LG1	Lock Guard with Security Pin	US32D	\$46.70
LG1	Lock Guard with Security Pin	US2G	20.20
LG10	Lock Guard	US32D	43.50
LG12	Lock Guard	US32D	40.40
LG13	Lock Guard	US32D	38.80
LG14	Lock Guard	US32D	63.80

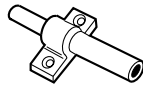
**Surface Bolts**

Number	Description	Finish	Price Each
40-4 B26D	4" Decorative Surface Bolt, Light Duty	B26D	\$18.70
054B26D	Dutch Door Bolt	B26D	49.20
SB360-12"	12" Surface Bolt, Heavy Duty, Universal Strike	US2C	119.20
SB453-8"-TB	8" Surface Bolt, Top and Bottom Strikes	US2C	43.40
SB1630B	8" Surface Bolt, Bottom Strike	US2G	44.80
SB1630T	8" Surface Bolt, Top Strike	US2G	49.80
SB1630TB	8" Surface Bolt, Top and Bottom Strikes	US2G	59.00

**Latches & Catches**



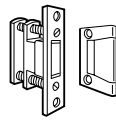
**CL11**



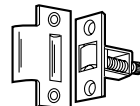
**CL14**



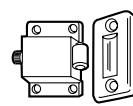
**CL21A**



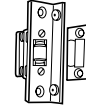
**RL30**



**RL36**



**RL38**



**RL1152**



**SR64**

**Roller Latches, Invisible Latches, and Ball-Type or Cabinet Catch**

Number	Description	Finish	Price Each
RL30	Roller Latch, High traffic	US26D	\$72.90
RL32	Roller Latch, Light-Duty, Mortise	US26D	98.40
RL36	Roller Latch, Light-Duty, Mortise	US32D	55.50
RL38	Roller Latch, Light-Duty, Surface Mounted	US32D	52.40
RL1152	Roller Latch with Angle Stop	US26D	145.10
CL11	Invisible Latch, 7/16" x 1 1/4" x 1 7/8"	US26D	37.50
CL12	Invisible Latch, 9/16" x 1 1/4" x 2 1/4"	US26D	45.60
CL14	Invisible Latch Auxiliary Pusher	US26D	39.70
CL21A	Ball Catch, Four-Way, Full Size Doors	US26D	36.90
CL22	Ball Catch, Three-Way, Smaller Doors	US26D	24.90
325A92	Magnetic Catch, Light Duty, Single Magnet	A92	3.30
326A92	Magnetic Catch, Heavy Duty, Two Magnet	A92	9.20
327A92	Magnetic Catch, Heavy Duty, Four Magnet	A92	15.70
335B10B	Roller Catch, Adjustable	B10B	18.70
336B15	Roller Catch Adjustable	B15	18.70
347B26D	Ball Catch, Square Corners	B26D	15.50
347B10B	Ball Catch, Square Corners	B10B	15.50
347B15	Ball Catch, Square Corners	B15	14.80
347B26	Ball Catch, Square Corners	B26	15.50
349B26D	Ball Catch, Round Corners	B26D	16.20
349B3	Ball Catch, Round Corners	B3	13.70
349B15	Ball Catch, Round Corners	B26	16.80
2A92	Cabinet Catch, Elbow	A92	4.30
2A3	Cabinet Catch, Elbow	A3	4.30
42B10B	Pocket Door Bolt	B10B	17.30
42B15	Pocket Door Bolt	B15	16.60
42B26	Pocket Door Bolt	B26	17.30

**Door Silencers**

Number	Description		Finish	Price Each
SR64	Door Silencers for Metal Frames, Bag of 100	Metal	Gray	\$35.40
SR65	Door Silencer for Wood Frames, Bag of 100	Wood	Gray	35.40

## Miscellaneous Hardware

## Hooks

Number	Description	Finish	Price Each
405	Coat & Hat Hook	A92	\$2.70
571	Coat & Hat Hook	A92	1.30
571	Coat & Hat Hook	A3	1.30
571	Coat & Hat Hook	B10B	10.30
571	Coat & Hat Hook	B15	10.90
572	Coat & Hat Hook	B26D	14.30
580	Ceiling Hook	A92	3.00
581	Wardrobe Hook	A92	1.70
582	Double Wardrobe Hook	A92	1.90
582	Double Wardrobe Hook	B26D	9.30

## Viewer

Number	Description	Finish	Price Each
U696B26D	One Way Viewer, UL Listed	B26D	\$17.10
698	One Way Viewer, Wide Angle	B26D	20.10
U698B26D	One Way Viewer, Wide Angle, UL Listed	B26D	24.10
U698B3	One Way Viewer, Wide Angle, UL Listed	B3	24.10
700B26D	One Way Viewer, Narrow Angle	B26D	8.60
U700B26D	One Way Viewer, Narrow Angle, UL Listed	B26D	11.70

## Door Guard

Number	Description	Finish	Price Each
482	Door Guard, Solid Bar	B26D	\$36.90

## Window Lock

Number	Description	Finish	Price Each
07B3	Window Lock	B3	\$17.50
07B15	Window Lock	US15	\$22.10

## Handrail Bracket

Number	Description	Finish	Price Each
059A92	Handrail Bracket	A92	\$3.90
059A-BLK	Handrail Bracket	A-BLK	5.20
059A-W	Handrail Bracket	A-W	5.20
59A3	Handrail Bracket	A3	4.00
59A15	Handrail Bracket	A15	5.10
59B15	Handrail Bracket	B15	27.40
59A716	Handrail Bracket	A716	5.10
HB159	Handrail Bracket	US27	17.90

### Schlage Residential Barn Door Hardware



#### J-Strap

Description	Finish	Track Length	SKU	Price	Special Order
SD10-6.6 619 JSTP N N SL, Satin Nickel J-Strap	619	6ft 6in	043156002634	\$275.00	
SD10-6.6 622 JSTP N N SL, Black J-Strap	622	6ft 6in	043156002641	\$174.00	
SD10-6.6 630 JSTP N N SL, Stainless Steel J-Strap	630	6ft 6in	043156002658	\$347.00	
SD10-6.6 716 JSTP N N SL, Aged Bronze J-Strap	716	6ft 6in	043156002672	\$268.00	
SD10-8.0 619 JSTP N N SL, Satin Nickel J-Strap	619	8ft	043156002832	\$283.00	
SD10-8.0 622 JSTP N N SL, Black J-Strap	622	8ft	043156002849	\$179.00	
SD10-8.0 630 JSTP N N SL, Stainless Steel J-Strap	630	8ft	043156002856	\$354.00	
SD10-8.0 716 JSTP N N SL, Aged Bronze J-Strap	716	8ft	043156002870	\$265.00	

#### J-Strap - Extended Lead Time

SD10-6.6- Dark Bronze (690) J-Strap	690	6ft 6in	043156002665	\$174.00	Extended Lead Time
SD10-8.0- Dark Bronze (690) J-Strap	690	8ft	043156002863	\$181.00	Extended Lead Time

13 week lead time, 50 unit minimum order.

#### Top Mount

Description	Finish	Track Length	SKU	Price	Special Order
SD10-6.6 619 TMNT N N SL, Satin Nickel Top Mount	619	6ft 6in	043156002788	\$275.00	
SD10-6.6 622 TMNT N N SL, Black Top Mount	622	6ft 6in	043156002795	\$174.00	
SD10-6.6 630 TMNT N N SL, Stainless Steel Top Mount	630	6ft 6in	043156002801	\$347.00	
SD10-6.6 716 TMNT N N SL, Aged Bronze Top Mount	716	6ft 6in	043156002825	\$268.00	
SD10-8.0 619 TMNT N N SL, Satin Nickel Top Mount	619	8ft	043156002986	\$283.00	
SD10-8.0 622 TMNT N N SL, Black Top Mount	622	8ft	043156002993	\$179.00	
SD10-8.0 630 TMNT N N SL, Stainless Steel Top Mount	630	8ft	043156003006	\$354.00	
SD10-8.0 716 TMNT N N SL, Aged Bronze Top Mount	716	8ft	043156003020	\$265.00	

#### Top Mount - Extended Lead Time

SD10-6.6- Dark Bronze (690) Top Mount	690	6ft 6in	043156002818	\$174.00	Extended Lead Time
SD10-8.0- Dark Bronze(690) Top Mount	690	8ft	043156003013	\$181.00	Extended Lead Time

13 week lead time, 50 unit minimum order.

## Schlage Residential Sliding Door Hardware (continued)

**Decorative Strap**

Description	Finish	Track Length	SKU	Price	Special Order
SD10-6.6- Satin Nickel (619) Decorative Strap	619	6ft 6in	043156002733	\$275.00	Extended Lead Time
SD10-6.6- Black (622) Decorative Strap	622	6ft 6in	043156002740	\$174.00	Extended Lead Time
SD10-6.6- Stainless Steel (630) Decorative Strap	630	6ft 6in	043156002757	\$347.00	Extended Lead Time
SD10-6.6- Aged Bronze (716) Decorative Strap	716	6ft 6in	043156002771	\$268.00	Extended Lead Time
SD10-6.6- Dark Bronze (690) Decorative Strap	690	6ft 6in	043156002764	\$174.00	Extended Lead Time
SD10-8.0- Satin Nickel (619) Decorative Strap	619	8ft	043156002931	\$283.00	Extended Lead Time
SD10-8.0- Black (622) Decorative Strap	622	8ft	043156002948	\$179.00	Extended Lead Time
SD10-8.0- Stainless Steel (630) Decorative Strap	630	8ft	043156002955	\$354.00	Extended Lead Time
SD10-8.0- Aged Bronze (716) Decorative Strap	716	8ft	043156002979	\$265.00	Extended Lead Time
SD10-8.0- Dark Bronze (690) Decorative Strap	690	8ft	043156002962	\$181.00	Extended Lead Time

13 week lead time, 50 unit minimum order.

**I-Strap**

Description	Finish	Track Length	SKU	Price	Special Order
SD10-6.6- Satin Nickel (619) I-Strap	619	6ft 6in	043156002689	\$275.00	Extended Lead Time
SD10-6.6- Black (622) I-Strap	622	6ft 6in	043156002696	\$174.00	Extended Lead Time
SD10-6.6- Stainless Steel (630) I-Strap	630	6ft 6in	043156002702	\$347.00	Extended Lead Time
SD10-6.6- Aged Bronze (716) I-Strap	716	6ft 6in	043156002726	\$268.00	Extended Lead Time
SD10-6.6- Dark Bronze (690) I-Strap	690	6ft 6in	043156002719	\$174.00	Extended Lead Time
SD10-8.0- Satin Nickel (619) I-Strap	619	8ft	043156002887	\$283.00	Extended Lead Time
SD10-8.0- Black (622) I-Strap	622	8ft	043156002894	\$179.00	Extended Lead Time
SD10-8.0- Stainless Steel (630) I-Strap	630	8ft	043156002900	\$354.00	Extended Lead Time
SD10-8.0- Aged Bronze (716) I-Strap	716	8ft	043156002924	\$265.00	Extended Lead Time
SD10-8.0- Dark Bronze (690) I-Strap	690	8ft	043156002917	\$181.00	Extended Lead Time

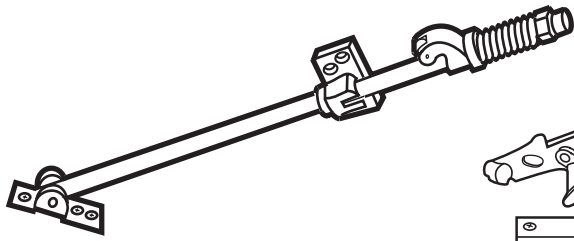
13 week lead time, 50 unit minimum order.

**Track Adapter**

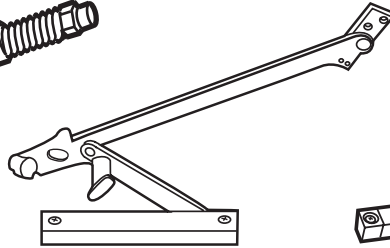
Description	Finish	SKU	Price	Special Order
SD10 619 ADPTR N N SL, Satin Nickel Track Adapter	619	043156003051	\$14.40	
SD10 622 ADPTR N N SL, Black Track Adapter	622	043156003068	\$12.30	
SD10 630 ADPTR N N SL, Stainless Steel Track Adapter	630	043156003075	\$15.00	
SD10 716 ADPTR N N SL, Aged Bronze Track Adapter	716	043156003099	\$14.40	
SD10 Dark Bronze (690) Track Adapter*	690	043156003082	\$12.30	Extended Lead Time

\*13 week lead time, 50 unit minimum order.

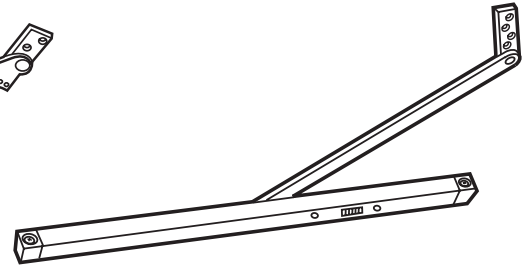
**Overhead Stops and Holders**



**70 Series**



**81 Series**



**90 Series**

**70 Series**

70 Series	Description	Function	Finish	Price Each
704H	70 Series Stop and Holder, Size 4	Hold-Open	US26D	\$251.00
704S	70 Series Stop, Size 4	Stop-Only	US26D	251.00


**81 Series**

81 Series	Description	Function	Finish	Price Each
814H	81 Series Stop and Holder, Size 4	Hold-Open	US32D	\$350.00
814S	81 Series Stop, Size 4	Stop-Only	US32D	306.00


**90 Series**

90 Series	Description	Function	Finish	Price Each
903H	90 Series Stop and Holder, Size 3	Hold Open	US32D	\$345.00
904H	90 Series Stop and Holder, Size 4	Hold Open	US32D	345.00
905H	90 Series Stop and Holder, Size 5	Hold Open	US32D	345.00
906H	90 Series Stop and Holder, Size 6	Hold Open	US32D	345.00
903S	90 Series Stop, Size 3	Stop Only	US32D	345.00
904S	90 Series Stop, Size 4	Stop Only	US32D	345.00
905S	90 Series Stop, Size 5	Stop Only	US32D	345.00
906S	90 Series Stop, Size 6	Stop Only	US32D	345.00
AJK90	Angle Jamb Bracket Kit	-	US26D	65.00

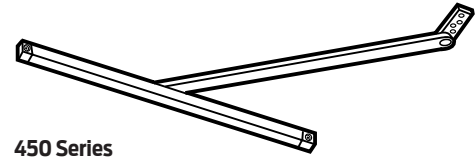
Overhead Stops and Holders (continued)



100 Series



410 Series



450 Series

100 Series

100 Series	Description	Function	Finish	Price Each
104H	100 Series Stop and Holder, Size 4	Hold Open	US32D	\$335.00
105H	100 Series Stop and Holder, Size 5	Hold Open	US32D	335.00
102S	100 Series Stop, Size 2	Stop Only	US32D	335.00
103S	100 Series Stop, Size 3	Stop Only	US32D	335.00
104S	100 Series Stop, Size 4	Stop Only	US32D	335.00
104S	100 Series Stop, Size 4	Stop Only	US10B	349.00
104S ADJ	100 Series Stop, Size 4 w/ ADJ	Stop Only	US32D	402.00
105S	100 Series Stop, Size 5	Stop Only	US32D	335.00
106S	100 Series Stop, Size 6	Stop Only	US32D	335.00

410 Series

410 Series	Description	Function	Finish	Price Each
414H	410 Series Stop and Holder, Size 4	Hold Open	US32D	\$124.00
413S	410 Series Stop, Size 3	Stop Only	US32D	124.00
414S	410 Series Stop, Size 4	Stop Only	US32D	124.00
414S	410 Series Stop, Size 4	Stop Only	652	105.00

450 Series

450 Series	Description	Function	Finish	Price Each
454H	450 Series Stop and Holder, Size 4	Hold Open	US32D	\$153.00
454H	450 Series Stop and Holder, Size 4	Hold Open	652	117.00
451S	450 Series Stop, Size 1	Stop Only	US32D	153.00
451S	450 Series Stop, Size 1	Stop Only	652	117.00
452S	450 Series Stop, Size 2	Stop Only	US32D	153.00
452S	450 Series Stop, Size 2	Stop Only	652	117.00
453S	450 Series Stop, Size 3	Stop Only	US32D	153.00
453S	450 Series Stop, Size 3	Stop Only	652	117.00
454S	450 Series Stop, Size 4	Stop Only	US32D	153.00
454S	450 Series Stop, Size 4	Stop Only	652	117.00
454S	450 Series Stop, Size 4	Stop Only	US10B	165.00
454S	450 Series Stop, Size 4	Stop Only	SP28	101.00
455S	450 Series Stop, Size 5	Stop Only	US32D	153.00
455S	450 Series Stop, Size 5	Stop Only	652	117.00



**Overhead Stops and Holders (continued)**



**550 Series**

**510 Series Heavy Duty Concealed Adjustable Overhead Holder & Stop**

Item*	Description	Order Multiple	630 (US32D)	652 (US26D)
510S-H	510 Series, Adjustable Arm, Stop and Hold	1	\$314	\$228
		6	1,884	1,368

\* One size works for door widths 24" - 48"

**550 Series Heavy Duty Surface Adjustable Overhead Holder & Stop**

Item*	Description	Order Multiple	630 (US32D)	652 (US26D)
550S-H	550 Series, Adjustable Arm, Stop and Hold	1	\$324	\$239
		6	1,944	1,434

\* One size works for door widths 24" - 48"

### Schlage Residential: How to Order

Thank you for your order and continuing business. In order to expedite order processing, please include the following information on purchase orders:

- Schlage account number
- Product UPC numbers (if available)
- Quote number (if applicable)
- Specific keying requirements

Note: Line quantities of keyed products must be divisible by KA quantities.  
Example: 20 locks ordered KA4 results in 5 groups of 4 locks keyed alike,  
however, 20 locks ordered KA3 is not divisible and results in order  
processing delays as Schlage seeks clarification

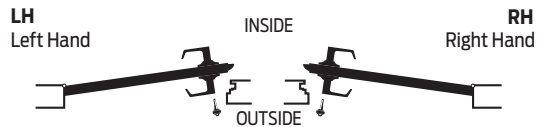
#### Door handing

##### How to identify door handing:

Handing of all doors is determined from the exterior of the room's entrance.

- If the hinge is on the left side of the door, the door is "left hand" (LH)
- If the hinge is on the right side of the door, the door is "right hand" (RH)
- To order a handed product, please specify LH or RH
- To order a handleset, handing is still determined from the exterior of the door
- We will use that information to determine the handing for the inside of the door

Lever Handing Diagram

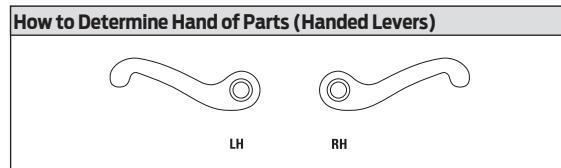
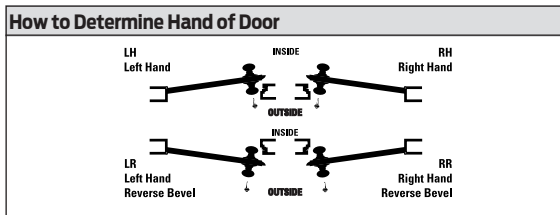


## Schlage Commercial: How To Order

To order Schlage products, descriptive data should be in the same sequence as shown:

LINE ITEM	QTY	PRODUCT	OUTSIDE		INSIDE		HAND	LATCH	DR STRIKE	THK	EXT	DIM	ADDITIONAL DETAILS
			DES	FIN	DES	FIN							
1	2	3	4	5	6	7	8	9	10	11	12	13	14

- LINE ITEM:** Line item number
- QTY:** Quantity
- PRODUCT:** Complete lock product or part number
- OUTSIDE DES:** Outside design code
- OUTSIDE FIN:** Outside finish code
- INSIDE DES:** Inside design code. Leave blank if same as outside design code.
- INSIDE FIN:** Inside finish code. Leave blank if same as outside finish code.
- HAND:** Hand of door. Only one hand allowed per line item.  
Example: RH=Right Hand, LH=Left Hand, RR=Right Reverse, LR=Left Reverse.



- LATCH:** Latch. Leave blank for standard or specify part number if non-standard latch is required. LLL=Less Latch.
- STRIKE:** Strike. Leave blank for standard or specify part number if non-standard strike is required. LLL=Less Strike.
- DR THK:** Door Thickness. Enter door thickness if non-standard. Example: 138=1 3/8", 214=2 1/4", 212=2 1/2".
- EXT:** Extension. Enter one of the following when doors 2" thick or greater are specified:  
EE = Extended Equally  
EI = Extended Inside  
EO = Extended Outside  
ED = Extended Differently



EI or EO assumes the latch will be centered on a 1 3/4" door, to which material has been added.

- DIM:** Enter dimension for non-standard strike lip length and mortise cylinder or blocking ring length.  
012 = 1/8"            118 = 1 1/8"  
018 = 3/16"        114 = 1 1/4"  
025 = 1/4"            138 = 1 3/8"  
031 = 5/16"        112 = 1 1/2"  
037 = 3/8"            158 = 1 5/8"  
050 = 1/2"            134 = 1 3/4"  
078 = 7/8"            200 = 2"  
100 = 1"                400 = 4"

- ADDITIONAL DETAILS:** Enter detail for keying information and for special requirements.

## LE - How to Order

### Common Pricing Information

1.	Locks are furnished with standard features unless otherwise specified.
2.	Door thickness is 1 ¾"
3.	Split finishes and designs will be priced at the highest list price of the design and/or finish.
4.	Engineering specials are denoted by a part number beginning with "X" and are not subject to standard discounting.
5.	 denotes a lock or part that requires an extended lead time.
6.	 denotes a handed product and requires handing to be specified.
7.	For all restricted keyways (Everest B, D, 29R, and 29T, also, Quad, Numbered, and Reversed) add \$16.00. This does not apply to Primus cylinders. See Terms and Conditions for ordering information and requirements.
8.	Locks, keys and cylinders containing restricted keyways require additional documentation to order. Please see Terms and Conditions for the specific requirements.
9.	Keyway must be specified for keyed functions and cylinders. If not specified, default keyway will be S123 for KA (keyed alike), KD (keyed different) and 0-bitted product and S145 for factory managed masterkey systems.
10.	Multiple keying options are available. Locks and cylinders are furnished KD unless otherwise specified or excepted by notation.
11.	Control Keys for permanent and construction cores are not included with the lock or cylinder and must be ordered separately.
12.	Locks specified with "C" keyway and KD or 0-bitted will receive 6-pin cylinders (keyed 5) with 5-pin keys.
13.	Full Size Interchangeable Cores (FSIC) are furnished 1-bitted unless otherwise specified. If 0-bitted is selected, the order will be entered as 1-bitted. This does not apply to FSIC Primus® cores.
14.	Conventional cylinders, Primus cylinders (conventional and FSIC) can be supplied 0-bitted. If 1-bitted is selected, the order will be entered as 0-bitted.
15.	Available plug face finishes are 622, 626, and 643e. For chrome, nickel or stainless steel finish colors, the plug face finish is 626.

LE - How to Order

	REQUIRED FIELDS	FACTORY DEFAULT AND OPTIONS
	LE - MS - GRW - P - 03 - 626 - 00A - - - 612 - - - LH - 10-136 - 134 - S123 - -	
<b>1. Series:</b>		
<b>2. Chassis/Function:</b>	MS Mortise with LED indicator MB Mortise with push button and LED MD Mortise Deadbolt with LED	
<b>3. Style:</b>	GRW Greenwich sectional with rose ADD Addison escutcheon	
<b>4. Cylinder Type:</b>	P Mortise cylinder, Schlage 6-pin For all options see LE ordering pages	
<b>5. Outside Lever:*</b>	06 Suites with Rhodes 07 Suites with Athens 17 Suites with Sparta BRW Broadway BRK Boardwalk LAT Latitude LON Longitude For all options see SES Price Book *To add tactile warning, use prefix 8. Example: 806	
<b>6. Outside Finish:</b>	626 Satin Chrome 619 Satin Nickel 622 Matte Black 625 Bright Chrome 643e Aged Bronze	
<b>7. Outside Rose:</b> Specify only for Greenwich Trim	00A 2 1/8" (54 mm) diameter (Standard) 00B 2 9/16" (65 mm) diameter 00C 2 5/8" (66 mm) diameter with bevel	
<b>8. Inside Lever:</b> Specify only if different from outside lever	3 Suites with Tubular style LAT Latitude For all options see LE ordering pages	
<b>9. Inside Finish:</b> Specify only if different from outside finish	See options under 6 above	
<b>10. Inside Rose:</b> Specify only for Greenwich Trim and only if different from Outside Rose	See options under 7 above	
<b>11. Handing:</b>	RH Right Handed (Standard) LH Left Handed RHR Right Handed Reverse LHR Left Handed Reverse	
<b>12. Strike Plate Lip Length:</b>	10-136 1 3/16" lip length (Standard for MS/MB) 10-136-112 1 1/2" lip length For all options see LE ordering pages	
<b>13. Door Thickness</b>	<b>134 1 3/4" (Standard)</b> Options available up to 2-1/4" thickness - see LE ordering pages	
<b>14. Keyway Type</b>	S123 Everest 29 S (Standard) For all options see LE ordering pages	
<b>15. Additional Options</b>		

## NDE - How to Order

### Standard Features

Certification	ANSI/BHMA Certified A156.25-2013, A156.2-2011, Series 4000, Grade 1, UL 294, UL 10C
Latch	1 1/8" x 2 1/4", Square corner faceplate, 1" housing diameter, 1/2" throw
Strike	1 1/4" x 4 7/8", ANSI Square corner, with DPS magnets, no box
Backset	2 3/4"
Cylinder	6-Pin solid brass, keyed 6-pin, S123 keyway, keyed different (KD)
Door Range	Comes set for 1 3/4" thick doors. Can be field adjusted for doors 1 5/8"-2" thick.
Keys	Two nickel silver cut keys per lock, 6-pin, S123 section



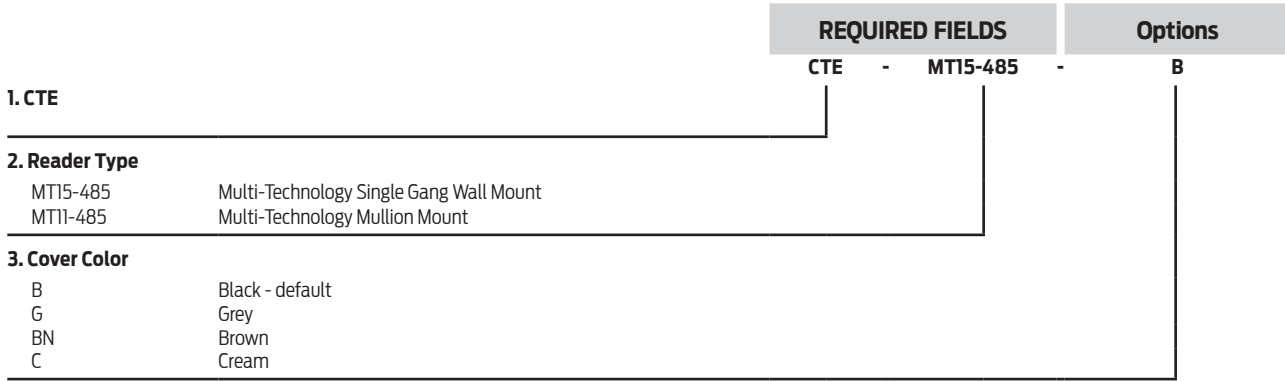
### Common Pricing Information

1.	Locks are furnished with standard features unless otherwise specified.
2.	Door thickness is 1 3/4"
3.	Split finishes and designs will be priced at the highest list price of the design and/or finish.
4.	Engineering specials are denoted by a part number beginning with "X" and are not subject to standard discounting.
5.	⌚ denotes a lock or part that requires an extended lead time.
6.	For all restricted keyways (Everest D, Everest 29 T, Quad, Numbered, Reversed) add \$16.00. This does not apply to Primus cylinders. See Terms and Conditions for ordering information and requirements.
7.	Locks, keys and cylinders containing restricted keyways require additional documentation to order. Please see Terms and Conditions for the specific requirements.
8.	Keyway must be specified for keyed functions and cylinders. If not specified, default keyway will be S123 for KA, KD and 0-bitted product and S145 for Factory managed masterkey systems.
9.	Multiple keying options are available. Locks and cylinders are furnished KD unless otherwise specified or excepted by notation.
10.	Control Keys for permanent and construction cores are not included with the lock or cylinder and must be ordered separately.
11.	Locks specified with "C" keyway and KD or 0-bitted will receive 6 pin cylinders (keyed 5) with 5 pin keys.
12.	Full Size Interchangeable Cores (FSIC) are furnished 1-bitted unless otherwise specified. If 0-bitted is selected, the order will be entered as 1-bitted. This does not apply to FSIC Primus® cores.
13.	Conventional cylinders, Primus cylinders (conventional and FSIC) can be supplied 0-bitted. If 1-bitted is selected, the order will be entered as 0-bitted.
14.	Available plug face finishes are 622, 626, and 643e. For chrome, nickel or stainless steel finish colors, the plug face finish is 626.

**NDE - How to Order**

	REQUIRED FIELDS				FACTORY DEFAULT AND OPTIONS					
	NDE	80	PD	ATH	626	SPA	13-047	10-130	138	S123
<b>1. Series:</b>										
<b>2. Function:</b> 80 Storeroom with Vandlgard										
<b>3. Cylinder Type:</b> PD Schlage 6-pin Full Cylinder For options see NDE ordering pages										
<b>4. Outside Lever:*</b> LLL Less interior and exterior levers SPA Sparta RHO Rhodes ATH Athens LAT Latitude LON Longitude BRW Broadway BRK Boardwalk *To add tactile warning, use prefix 8. Example: 8SPA										
<b>5. Outside Finish:</b> 626 Satin Chrome 619 Satin Nickel 622 Matte Black 625 Bright Chrome 643e Aged Bronze										
<b>6. Inside Lever:*</b> Specify only if different from outside lever SPA Sparta RHO Rhodes ATH Athens LAT Latitude LON Longitude BRW Broadway BRK Boardwalk *To add tactile warning, use prefix 8. Example: 8SPA										
<b>7. Inside Finish:</b> Specify only if different from outside finish 626 Satin Chrome 619 Satin Nickel 625 Bright Chrome 643e Aged Bronze										
<b>8. Backset and Latchbolt:</b> 13-047 2 3/4" Backset, Deadlatch, Square Corner, 1 1/8" x 2 1/4" (Standard) For options see individual Class/Chassis page										
<b>9. Strike Plate:</b> 10-130 1 3/16" Lip, ANSI, DPS magnets, no box, 1 1/4" x 4 7/8" (Standard) For options see individual Class/Chassis page										
<b>10. Strike Lip Dimension:</b> Specify only if different from options 10-130 or 10-132 dimensions 138 1 3/8" lip length option available on 10-130 and 10-131 strike plates (normally 1 3/16") 112 1 1/2" lip length option available on 10-132 strike plate (normally 1 1/8")										
<b>11. Keyway Type:</b> S123 Everest 29 S (Standard) For options see individual Class/Chassis page										
<b>12. Additional Options</b>										

**CTE - How to Order**



1. CTE

**2. Reader Type**

- MT15-485 Multi-Technology Single Gang Wall Mount
- MT11-485 Multi-Technology Mullion Mount

**3. Cover Color**

- B Black - default
- G Grey
- BN Brown
- C Cream

**1-2. Select CTE Kit Reader Option**

- CTE-MT11-485 ..... CTE with Multi-Technology Mullion Reader Kit
- CTE-MT15-485..... CTE with Multi-Technology Single Reader Kit

**3. Select Color**

- B ..... Black – Default
- G ..... Grey
- BN ..... Brown
- C ..... Cream



**ND Series**

Ordering Procedures

**Standard Features**

Certification	ANSI/BHMA Certified A156.2-2011, Series 4000, Grade 1, UL Listed for 3-hour fire door.
Latch	1 1/8" x 2 1/4", Square corner faceplate, 1" housing diameter, 1/2" throw
Strike	1 1/4" x 4 7/8", ANSI Square corner, no box
Backset	2 3/4"
Cylinder	6-Pin solid brass, keyed 6-pin, S123 keyway, keyed different (KD)
Door Range	1 5/8" – 2 1/8" for all functions except ND85; 1 3/4" – 2" for ND85
Keys	Two nickel silver cut keys per lock, 6-pin, S123 section



To order Schlage products, descriptive data should be in the same sequence as shown below.

Line Item	Qty	Product	Outside		Inside		Hand	Latch	Strike	Dr Thk	Ext	DIM	Additional Details
			DES	FIN	DES	FIN							
1	10	ND53PD	RHO	622	OME	-	-	13-247	10-025	214	EE	138	KA

- Line Item:** Line item number
- Qty:** Quantity
- Product:** Product function + Cylinder code
- Outside Des:** Outside lever design
- Outside Fin:** Outside finish
- Inside Des:** Inside lever design: Specify only if different from the outside lever design
- Inside Fin:** Inside lever finish: Specify only if different from the outside finish
- Hand:** Hand of door: N/A for ND lock
- Latch:** Product latch: Leave blank for standard latch or specify part number if non-standard latch is required.
- Strike:** Product strike: Leave blank for standard strike or specify part number if non-standard strike is required.
- Dr Thk:** Door thickness: Enter door thickness if non-standard. Example: 138=1 3/8", 214=2 1/4"
- Ext:** Extension: Enter for doors 2 1/8" or greater. Example: EE=extended equally, EI=extended inside, EO=extended outside, ED=extended differently
- Dim:** Dimension: Enter only for non-standard strike lip length
- Additional Details:** Enter additional detail for keying information or special requirements

**Common Pricing Information**

1. Locks are furnished with standard features unless otherwise specified.
2. Door thickness is 1 3/4" unless otherwise specified.
3. Split finishes and designs will be priced at the highest list price of the design and/or finish.
4. ⌚ denotes a lock or part that requires an extended lead time.
5. 🖐️ denotes a handed product and requires handing to be specified.
6. For all restricted keyways (Everest D, Everest 29 T, Quad, Numbered, Reversed) add \$16.00. This does not apply to Primus cylinders. See Terms and Conditions for ordering information and requirements.
7. Locks, keys and cylinders containing restricted keyways require additional documentation to order. Please see Terms and Conditions for the specific requirements.
8. Keyway must be specified for keyed functions and cylinders. If not specified, default keyway will be S123 for KA, KD and 0-bitted product and S145 for Factory managed masterkey systems.
9. Multiple keying options are available. Locks and cylinders are furnished KD unless otherwise specified or excepted by notation.
10. Control Keys for permanent and construction cores are not included with the lock or cylinder and must be ordered separately.
11. Locks specified with "C" keyway and KD or 0-bitted will receive 6 pin cylinders.
12. Full Size Interchangeable Cores (FSIC) are furnished 1-bitted unless otherwise specified. If 0-bitted is selected, the order will be entered as 1-bitted. This does not apply to FSIC Primus® cores.
13. Conventional cylinders, Primus cylinders (conventional and FSIC) can be supplied 0-bitted. If 1-bitted is selected, the order will be entered as 0-bitted.
14. Available plug face finishes are 606, 622, 626, 643e.
15. Locks and cylinders will be furnished with 2 keys each as standard. Additional keys will be charge at the additional cut keys charge appropriate for the cylinder/key type

## Multi-family How to Order - Locks

### L Series

#### Ordering Procedures

#### Standard Features

Certifications	L/LV9000: ANSI/BHMA Certified A156.13-2012, Series 1000, Grade 1 Operational, Grade 1 Security, UL Listed for 3-hour fire door (except L9076 and L9077). With FSIC Interchangeable Core Cylinders: Grade 2 Security. With FSIC Interchangeable Core Cylinders: Grade 3 Security. L400: ANSI/BHMA Certified A156.36-2010, Grade 1, UL Listed for 3-hour fire door.
Case Size	L/LV9000: 4 7/16" x 6 1/16" x 1"; L400: 4 7/16" x 3 5/8" x 1"
Armor Front	L/LV9000: 1 1/4" x 8"; L400: 1 1/4" x 5 9/16"
Deadbolt	1" Throw stainless steel
Latchbolt	3/4" Throw stainless steel with anti-friction tongue
Strike	L/LV9000: 1 1/4" x 4 7/8" Square corner, 1-3/16" lip, box; L400: 1 1/8" x 3 5/8" square corner, box
Backset	2 3/4"
Cylinder	6-Pin solid brass, keyed 6-pin, S123 keyway, keyed different (KD)
Door Range	1 3/4"
Keys	Two nickel silver cut keys per lock, 6-pin, S123 section



To order Schlage products, descriptive data should be in the same sequence as shown below.

Line Item	Qty	Product	Outside		Inside		Hand	Latch	Strike	Dr Thk	Ext	DIM	Additional Details
			DES	FIN	DES	FIN							
1	10	L9050P	12A	626	06B	613	RH	09-669	10-072	2	EE	134	KA

**Line Item:** Line item number

**Qty:** Quantity

**Product:** Product function + cylinder code

**Outside Des:** Outside lever design + rose/escutcheon code

**Outside Fin:** Outside finish

**Inside Des:** Inside lever design + rose/escutcheon code, specify only if different from the outside lever design

**Inside Fin:** Inside lever finish, specify only if different from the outside finish

**Hand:** Hand of door, specify only for handed lever designs or for LM9300 MultiPoint lock

**Latch:** Product armor front, leave blank for standard armor or specify part number if non-standard armor is required.  
LLL = less armor front

**Strike:** Product strike, leave blank for standard strike or specify part number if non-standard strike is required. LLL = less strike

**Dr Thk:** Door thickness, leave blank for standard thickness (1 3/4") or specify if non-standard. Example: 138 = 1 3/8", 214 = 2 1/4"

**Ext:** Extension, enter one of the following when door thicknesses 2" or greater are specified: EE = Extended Equally, EI = Extended Inside, EO = Extended Outside

**Dim:** Dimension; for locks enter only for non-standard strike lip length, for parts enter for non-standard strike lip length, mortise cylinder or blocking ring length

**Additional Details:** Enter additional detail for keying information or special requirements


#### Common Pricing Information

- Locks are furnished with standard features unless otherwise specified.
- Door thickness is 1 3/4" unless otherwise specified.
- Split finishes and designs will be priced at the highest list price of the design and/or finish.
- ⌚ denotes a lock or part that requires an extended lead time.
- 👤 denotes a handed product and requires handing to be specified.
- For all restricted keyways (Everest D, Everest 29 T, Quad, Numbered, Reversed) add \$16.00. This does not apply to Primus cylinders. See Terms and Conditions for ordering information and requirements.
- Locks, keys and cylinders containing restricted keyways require additional documentation to order. Please see Terms and Conditions for the specific requirements.
- Keyway must be specified for keyed functions and cylinders. If not specified, default keyway will be S123 for KA, KD and O-bitted product and S145 for Factory managed masterkey systems.
- Multiple keying options are available. Locks and cylinders are furnished KD unless otherwise specified or excepted by notation.
- Control Keys for permanent and construction cores are not included with the lock or cylinder and must be ordered separately.
- Locks specified with "C" keyway and KD or O-bitted will receive 6 pin cylinders.
- Full Size Interchangeable Cores (FSIC) are furnished 1-bitted unless otherwise specified. If O-bitted is selected, the order will be entered as 1-bitted. This does not apply to FSIC Primus® cores.
- Conventional cylinders, Primus cylinders (conventional and FSIC) can be supplied O-bitted. If 1-bitted is selected, the order will be entered as O-bitted.
- Available plug face finishes are 606 and 626. For brass or bronze finish colors, the plug face finish is 606. For chrome, nickel or stainless steel finish colors, the plug face finish is 626.
- Locks and cylinders will be furnished with 2 keys each as standard. Additional keys will be charge at the additional cut keys charge appropriate for the cylinder/key type

**AL Series**

Ordering Procedures

Standard Features	
Certification	ANSI/BHMA Certified A156.2-2011, Series 4000, Grade 2, UL Listed for 3-hour fire door.
Latch	1 1/8" x 2 1/4", Square corner faceplate, 1" housing diameter, 1/2" throw
Strike	1 1/4" x 4 7/8", ANSI, Square corner, no box
Backset	2 3/4"
Cylinder	6-Pin solid brass, keyed 6-pin, S123 keyway, keyed different (KD)
Door Range	1 3/8" – 1 7/8"
Keys	Two nickel silver cut keys per lock, 6-pin, S123 section

 Indicates products that have EPD documentation available and meet LEED v4.

**BHMA**  
CERTIFIED

To order Schlage products, descriptive data should be in the same sequence as shown below.

Line Item	Qty	Product	Outside		Inside		Hand	Latch	Strike	Dr Thk	Ext	DIM	Additional Details
			DES	FIN	DES	FIN							
1	10	AL53PD	SAT	626	NEP	619	-	11-096	10-025	200	EE	-	-

- Line Item:** Line item number
- Qty:** Quantity
- Product:** Product function + Cylinder code
- Outside Des:** Outside lever design
- Outside Fin:** Outside finish
- Inside Des:** Inside lever design: Specify only if different from the outside lever design
- Inside Fin:** Inside lever finish: Specify only if different from the outside finish
- Hand:** Hand of door: N/A for AL lock
- Latch:** Product latch: Leave blank for standard latch or specify part number if non-standard latch is required.
- Strike:** Product strike: Leave blank for standard strike or specify part number if non-standard strike is required.
- Dr Thk:** Door thickness: Enter door thickness if non-standard. Example: 138=1 3/8", 214=2 1/4"
- Ext:** Extension: Enter for doors 1 7/8" or greater. Example: EE=extended equally, EI=extended inside, EO=extended outside, ED=extended differently
- Dim:** Dimension: Enter only for non-standard strike lip length
- Additional Details:** Enter additional detail for keying information or special requirements

**Common Pricing Information**

1. Locks are furnished with standard features unless otherwise specified.
2. Door thickness is 1 3/4" unless otherwise specified.
3. Split finishes and designs will be priced at the highest list price of the design and/or finish.
4. ⌘ denotes a lock or part that requires an extended lead time.
5. 🖐 denotes a handed product and requires handing to be specified.
6. For all restricted keyways (Everest D, Everest 29 T, Quad, Numbered, Reversed) add \$16.00. This does not apply to Primus cylinders. See Terms and Conditions for ordering information and requirements.
7. Locks, keys and cylinders containing restricted keyways require additional documentation to order. Please see Terms and Conditions for the specific requirements.
8. Keyway must be specified for keyed functions and cylinders. If not specified, default keyway will be S123 for KA, KD and O-bitted product and S145 for Factory managed masterkey systems.
9. Multiple keying options are available. Locks and cylinders are furnished KD unless otherwise specified or excepted by notation.
10. Control Keys for permanent and construction cores are not included with the lock or cylinder and must be ordered separately.
11. Locks specified with "C" keyway and KD or O-bitted will receive 6 pin cylinders.
12. Full Size Interchangeable Cores (FSIC) are furnished 1-bitted unless otherwise specified. If O-bitted is selected, the order will be entered as 1-bitted. This does not apply to FSIC Primus® cores.
13. Conventional cylinders, Primus cylinders (conventional and FSIC) can be supplied O-bitted. If 1-bitted is selected, the order will be entered as O-bitted.
14. Available plug face finishes are 606, 622, 626, 643e.
15. Locks and cylinders will be furnished with 2 keys each as standard. Additional keys will be charge at the additional cut keys charge appropriate for the cylinder/key type

# Multi-family How to Order - Exits

## Von Duprin: How to Order

### Sequence Example

		EL	98	27	L	F	—	US26D	3'	RHR	LBR	US26D	996/ US26D	299F/ 06	SNB	HM
<b>Prefixes</b>																
None	Standard															
AX	Accessible Device	RX	Request to Exit													
CD	Cylinder Dogging - Panic Only	RX2	Double Request to Exit													
CX	Chexit	SD	Special Dogging - Panic Only													
E	Electric Locking Mortise/Lever	SS	Signal Switch													
EL	Electric Latch Retraction	WS	Windstorm (FEMA rated)													
HH	Hurricane Device	Surface Vertical Rod Exit Device														
LX	Latch Bolt Monitoring	XP	Heavy Protection - Rim													
PL	Pullman Latch															
PN	Pneumatic Latch Retraction															
QEL	Quiet Electric Latch Retraction															
<b>Device Series</b>																
22	Push Bar Device	88	Cross Bar Device													
33A/35A	Push Bar Device	94/95	Recessed Device													
55	Cross Bar Device	98/99	Push Bar Device													
<b>Device Type</b>																
None	Rim Device															
27	Surface Mounted Vertical Rod Device															
47	Concealed Vertical Rod Device															
47WDC	Concealed Vertical Rod Wood Door Device															
48	Concealed Vertical Rod Device															
49	Concealed Vertical Cable Device (see CVC how to order form)															
50WDC	Concealed Vertical Cable Wood Door Device															
57	Three-Point Latch Device															
75	Mortise Lock Device															
<b>Trim Functions</b>																
XX	AD Trim (to come from client)	L-NL	Lever, Rigid - Night Latch													
DT	Dummy Trim	NL	Night Latch													
EO	Exit Only	NL-OP	Night Latch Cylinder Assembly, Optional Pull													
HL	Hospital Pull Trim	TL	Turn Lever													
K	Knob	TL-BE	Turn Lever - Blank Escutcheon													
K-BE	Knob - Blank Escutcheon	TP	Thumbpiece													
K-DT	Knob, Rigid - Dummy Trim	TP-BE	Thumbpiece - Blank Escutcheon													
K-NL	Knob, Rigid - Night Latch															
L	Lever (Classroom)															
L-BE	Lever - Blank Escutcheon															
L-DT	Lever, Rigid - Dummy Trim															
<b>Rating</b>																
F	Fire Exit hardware	Blank	Panic Exit Hardware													
<b>Suffix</b>																
-2	Double Cylinder	-2SI	Double Cylinder with Security Indicator													
<b>Finish</b>																
US3, US4, US10, US15, US26, US26D, US26D-AM, US28, US32D, US32D-AM, 313, 315																
<b>Door Width</b>																
3'	Standard Default	<b>Door Thickness</b>														
4'		1 3/4"	Standard													
2'		2 1/4"	Optional													
<b>Handing</b>																
RHR	Right Hand Reverse	LHR	Left Hand Reverse													
<b>Less Bottom Rod/Cable</b>																
LBR	Less Bottom Rod	LBR-AFL	LBR with Fire Pin													
LBL	Less Bottom Cable	LBL-AFL	LBL with Fire Pin													
<b>Trim Options/Finish</b>																
See trim options/finish for each series																
<b>Trim Options/Finish</b>																
See trim options for each series																
<b>Lever Style</b>																
06	Standard Default															
Optional Levers available																
<b>Accessories</b>																
CYL	Cylinder	SEC	Security Screws													
GBK	Glass Bead Kit	SLM	SLM Blocking													
SNB	Sex Bolts															
<b>Other Information</b>																
<b>Touchbar Options</b>		BRAILLE (Vision impaired touchpad, Raised letter, and Braille), PUSH (Touchbar trim embossed "PUSH") RSS (Red silk-screened lettered touchbar trim), KN (Knurled Touchbar), SG (Safety Glow)														
<b>Miscellaneous</b>		CE (CE Labeled), LCP (Less Cover Plate), 10WDA (#10WDA Cover Plate), RAT REL (Ratchet Release Assy), WH (Weep Holes)														
<b>Door Material</b>		AL (Aluminum Door), HM (Hollow Metal), WD (Wood Door), CP (Composite Door) INS2 (Insulclad - 1/2"), INS4 (Insulclad - 1/4"), SC (Steelcraft, HH Device Only)														
<b>Door Application</b>		D (Double Egress), P (Pair of Doors), S (Single Door)														

**Note:** Not all options are listed. Not all options are available on all series. See the specific series pages for complete options available. Please contact customer care for questions.

## Falcon: Exit Device - How to Order

### How to Order Sequence Example

**EL F 25 V L-DANE US3 3' LHR LBR SNB WD**

#### Prefixes

<b>AX</b>	Accessible Device (25 and 19 Series Only)
<b>CD</b>	Cylinder Dogging
<b>LD</b>	Less Dogging
<b>RX</b>	Touchbar Request to Exit
<b>DM</b>	Latchbolt Monitor Switch - when fully extended
<b>LM</b>	Latchbolt Monitor Switch - when fully retracted
<b>KOR</b>	Key Bypass Switch
<b>EL</b>	Electric Latch Retraction
<b>FSA</b>	Electric Lock or Unlock Trim-Fail Safe (25 Series Only)
<b>FSE</b>	Electric Lock or Unlock Trim-Fail Secure (25 Series Only)
<b>EA</b>	Exit Alarm

#### Rating

<b>F</b>	Fire Exit Hardware
<b>Blank</b>	Panic Exit Hardware

#### Device Series

<b>19</b>	Touch Bar Device, Narrow Stile
<b>24</b>	Touch Bar Device, Narrow Stile
<b>25</b>	Touch Bar Device
<b>XX</b>	Crossbar Device

#### Device Type

<b>R</b>	Rim	<b>C</b>	Concealed Vertical rod
<b>V</b>	Surface Vertical Rod	<b>C-WDC</b>	Concealed Vertical rod Wood Door
<b>M</b>	Mortise		

#### Trim Function (see Trim pages for all functions)

<b>EO</b>	Exit Only	<b>K</b>	Knob
<b>DT</b>	Dummy Trim	<b>L</b>	Lever (Dane Standard)
<b>NL</b>	Night Latch	<b>TL</b>	Thumb Lever
<b>C</b>	Cylinder Trim Plate	<b>NL-OP</b>	Night Latch Pull by other
<b>TP</b>	Thumbpiece	<b>KIL</b>	Key in Lever

#### Latch Option

<b>DL</b>	Dead Locking
-----------	--------------

#### Finish

<b>US3</b>	<b>US10</b>	<b>US15*</b>	<b>US26</b>	<b>US32</b>	<b>SP28</b>	
<b>US4</b>	<b>US11*</b>	<b>US19*</b>	<b>US26D</b>	<b>US32D</b>	<b>SP313</b>	<b>313AN</b>

#### Door Width

<b>3'</b>	Standard Default
<b>4'</b>	
<b>2'</b>	

#### Door Thickness

<b>1 3/4"</b>	Standard
<b>2 1/4"</b>	Optional

#### Handing

<b>RHR</b>	Right Hand Reverse
<b>LHR</b>	Left Hand Reverse

#### Less Bottom Rod

<b>LBR</b>	Less Bottom Rod
<b>LBR-AFL</b>	LBR w/Auxiliary Fire Pin

#### Accessories

<b>CYL</b>	Cylinder	<b>SNB</b>	Sex Bolts	<b>AMS</b>	All Machine Screws
<b>SK</b>	Shim Kit	<b>SLM</b>	SLM Blocking		

#### Other Miscellaneous Door Information

<b>HMD</b>	Hollow Metal Door	<b>SCDC</b>	Steel Channel Door Construction	-	Door Label (20 min, 45 min, 90 min 1-1/2 hr)
<b>HMF</b>	Hollow Metal Frame	-	Specify other Door or Frame	-	Stile Width
<b>WD</b>	Wood Door	-	Material information	-	Frame Stop Height
<b>WDF</b>	Wood Frame	-	Door Height	<b>SGL</b>	Single Door
<b>ALD</b>	Aluminum Door	-	Door Thickness	<b>PR</b>	Pair of Doors Swinging Same Direction
<b>ALF</b>	Aluminum Frame	-	Door Undercut	<b>DE</b>	Double Egress Doors
<b>CPD</b>	Composite Door	-		<b>CON</b>	Allegion Connect

# Multi-family How to Order - Exits

## Falcon: Trim - How to Order

### How to Order Sequence Example

			510	L - R	US26D	LHR	SUTRO	FSE	CYL
<b>Trim Series</b>									
<b>D24 Series</b>	<b>D25 Series</b>	<b>19 Series</b>							
711	510	911							
712	511	912							
715	512	914							
717	513	917							
718	717	918							
	718	920							
		930							
<b>Trim Function</b> (see Trim pages for all functions)									
EO	Exit Only								
DT	Dummy Trim								
NL	Night Latch								
C	Cylinder Trim Less Pull								
TP	Thumbpiece								
K	Knob								
L	Lever (Dane Standard)								
KIL	Key in Lever								
TL	Thumb Lever								
<b>Device Type</b>									
R	Rim								
V	Surface Vertical Rod								
M	Mortise								
C	Concealed Vertical Rod (includes WDC)								
<b>Finish</b>									
US3	US10	US11*	US19*	US26D	SP313				
US4	US10B	US15*	US26	SP28	US32	US32D			
<b>Handing</b>									
RHR	Right Hand Reverse								
LHR	Left Hand Reverse								
<b>Lever Style</b>									
<b>DANE</b>	(DAN) supplied standard if not specified		<b>BROADWAY</b>	(BRW)* (available on 24 and 25 Series only)					
<b>SUTRO</b>	(SUT)		<b>DANISH</b>	(DSH)* (available on 24 and 25 Series only)					
<b>QUANTUM</b>	(QUA)		<b>LATITUDE</b>	(LAT)* (available on 24 and 25 Series only)					
<b>AVALON</b>	(AVA) (available on 24, 25 and xx Series only)		<b>LONGITUDE</b>	(LON)* (available on 24 and 25 Series only)					
<b>BOARDWALK</b>	(BRK)* (available on 24 and 25 Series only)								
<b>Trim Options</b>									
FSA	Electric Lock or Unlock-Fail Safe (FSA device required)								
FSE	Electric Lock or Unlock-Fail Secure (FSE device required)								
CON	Allegion Connect								
<b>Other Information or Accessories</b>									
CYL	Include Cylinder with Trim								
KD	Cylinder Keyed Different								

### Door Thickness

Specify door thickness other than 1 3/4"

\*New finishes and levers are available on select 24 and 25 Series.

## HOW TO ORDER CLOSERS, COMPONENTS, PARTS & ACCESSORIES

1. **Identify** the closer series; 1460, 2030, 4040XP, 4210T, 4310ME, 4640, 6030, etc.
2. Determine if any **additional information** is required, such as: handing, finish, spring size, voltage, etc.
3. Order the material using suffix number with the description and include all necessary information.  
**Examples: 4111 Closer x RH x CUSH x AL or 4040SE Closer x 24v x DKBRZ**
4. For additional information on how to order specific closers, please see the 'How to Order' page in each individual closer section of the **LCN General Catalog** or call **LCN Customer Care**.

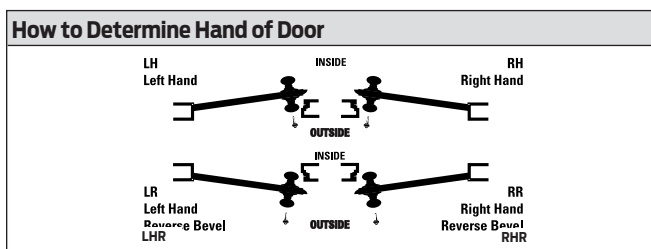
### SPECIAL NOTES

1. All **RAL** custom finishes will be powder coated and metal covers (**list add \$10 for most series, list add \$30 for 1450 and 4050 series**) will be substituted for standard covers for all closers except the 1460 series. 1460 series closers may be custom finished but a **DS** cover (**list add \$30**) must be selected.
2. **LCN** offers more than 180 **RAL** custom finishes. There is a list add of (**\$35**) per closer for an **RAL** finish. Most series require a metal cover (**MC**) (**\$10 add**). **LCN** also offers a Brite Metallic (**MTLPC**) powder coat finish. There is a list add of (**\$60**) per closer for the **MTLPC** finish. Most series require a metal cover (**MC**) (**\$10 add**).
3. **LCN** plated list prices already include -72MC (1460 includes -72DS). Disregard the additional list add for metal cover (**MC**).
4. **LCN** powder finishes exceed **ANSI/BHMA standard A156.4** for corrosion resistance by at least a factor of four. **LCN** powder coat finishes combined with the **LCN Special Rust Inhibitor (SRI)** pre-treatment exceed this standard even further.
5. Special Rust Inhibitor (**SRI**) is a pretreatment that is applied prior to the **LCN** powder coat finish and greatly exceeds ANSI/BHMA Standard A156.4 for corrosion resistance. **LCN** requires an additional (**list add \$40**) charge per closer, component or part.
6. **LCN** plated finishes exceed **ANSI/BHMA standard A156.4** for corrosion resistance.
7. Optional **TORX** security screw packs can be substituted for standard screw packs on most closers. See '**Add for TORX Screw Pack**' for additional charge. In some cases, not all fasteners can be provided as **TORX**, consult factory for details.
8. **LCN** can mark individual closer boxes with door or opening #'s. Please specify 'itemized' when ordering. Markings (e.g., door number, stock reference numbers) on individual product cartons will be provided with no charge.
9. Special Template (**ST**) pricing is available by contacting **LCN Technical/Product Support** or **LCN Customer Care**.
10. All closers conform to standards **UL10C** and **UBC 7-2** (1997).
11. If an item or price is not listed in the **LCN August 12, 2017 Price List**, consult factory for availability & pricing.
12. Prices listed in the **LCN August 12, 2017 Price List** are subject to change without notice. The current '**Terms of Sale**' applies. All prices listed in the **LCN August 12, 2017** are in US dollars.

To order Falcon products, descriptive data should be in the same sequence as shown:

Line Item	Qty	Product	Outside		Inside		Hand	Latch	Strike	Dr. Thk	Ext	DIM	Additional Details
			DES	FIN	DES	FIN							
1	2	3	4	5	6	7	8	9	10	11	12	13	14

- LINE ITEM:** Line item number
- QTY:** Quantity
- PRODUCT:** Complete lock product or part number
- OUTSIDE DES:** Outside design code
- OUTSIDE FIN:** Outside finish code
- INSIDE DES:** Inside design code. Leave blank if same as outside design code.
- INSIDE FIN:** Inside finish code. Leave blank if same as outside finish code.
- HAND:** Hand of door. Only one hand allowed per line item.  
Example: RH = Right Hand, LH = Left Hand, RHR = Right Reverse, LHR = Left Reverse.



- LATCH:** Latch. Leave blank for standard or specify part number if non-standard latch is required. LLL = Less Latch.
- STRIKE:** Strike. Leave blank for standard or specify part number if non-standard strike is required. LLL = Less Strike.
- DR THK:** Door Thickness. Enter door thickness if non-standard. Example: 138 = 1 3/8", 214 = 2 1/4", 212 = 2 1/2".
- EXT:** Extension. Enter one of the following when doors 2" thick or greater are specified:
  - EE = Extended Equally
  - EI = Extended Inside
  - EO = Extended Outside
  - ED = Extended Differently
 EI or EO assumes the latch will be centered on a 1 3/4" door, to which material has been added.
- DIM:** Enter dimension for non-standard strike lip length and mortise cylinder or blocking ring length.
 

012 = 1/8"	118 = 1 1/8"
018 = 3/16"	114 = 1 1/4"
025 = 1/4"	138 = 1 3/8"
031 = 5/16"	112 = 1 1/2"
037 = 3/8"	158 = 1 5/8"
050 = 1/2"	134 = 1 3/4"
078 = 7/8"	200 = 2"
100 = 1"	400 = 4"
- ADDITIONAL DETAILS:** Enter detail for keying information and for special requirements.



## Multi-family How to Order - Closers

### SC70A Series

		Cylinder	Cover	Arm	Finish	Accessories
<b>STD**</b>	SC71A Standard					
<b>DEL</b>	SC71A Delay					
<b>Full cover</b>	SC70A-72					
<b>RW/PA**</b>	Regular with parallel arm shoe					
<b>HW/PA**</b>	Hold open with parallel arm shoe					
<b>HD**</b>	Heavy duty arm					
<b>DS**</b>	Dead stop arm					
<b>DS/HO</b>	Dead stop hold open arm					
<b>SS</b>	Spring stop arm					
<b>SS/HO</b>	Spring stop hold open arm					
<b>FA</b>	Forged arm					
<b>FA/HO</b>	Forged arm with hold open					
<b>Matte black**</b>	622					
<b>Aluminum</b>	689					
<b>Dark bronze</b>	695					
<b>Brass*</b>	696					
<b>Soffit shoe support</b>	SC70A-30					
<b>Blade stop spacer</b>	SC70A-61					
<b>Auxiliary shoe</b>	SC70A-62A					
<b>Top jamb plate</b>	SC70A-18					
<b>PA Plate</b>	SC70A-18PA					
<b>Full cover</b>	SC70A-72					

\*Contact customer service at 1-877-671-7011 for lead time information.

\*\*Matte Black (622) is only available on standard cylinders and RW/PA, HW/PA, DS and HD.

Note: SC71A models are adjustable sizes 1-6

### SC80A Series

		Cylinder	Cover	Arm	Finish	Accessories
<b>STD**</b>	SC81A Standard					
<b>DEL</b>	SC81A Delay					
<b>Slim cover</b>	SC80A-72					
<b>Full cover</b>	SC80A-72FC (optional, please specify)					
<b>RW/PA**</b>	Regular with parallel arm shoe					
<b>HW/PA**</b>	Hold open with parallel arm shoe					
<b>HD</b>	Heavy duty arm					
<b>DS**</b>	Dead stop arm					
<b>DS/HO</b>	Dead stop hold open arm					
<b>SS</b>	Spring stop arm					
<b>SS/HO</b>	Spring stop hold open arm					
<b>Matte black **</b>	622					
<b>Aluminum</b>	689					
<b>Dark bronze</b>	695					
<b>Brass*</b>	696					
<b>Soffit shoe support</b>	SC80A-30					
<b>Blade stop spacer</b>	SC80A-61					
<b>Auxiliary shoe</b>	SC80A-62A					
<b>Top jamb plate</b>	SC80A-18					
<b>Top jamb plate - full cover</b>	SC80A-18FC					
<b>PA Plate</b>	SC80A-18PA					
<b>PA Plate - full cover</b>	SC80A-18PAFC					
<b>Slim cover</b>	SC80A-72					
<b>Full cover</b>	SC80A-72FC					

\* Contact customer service at 1-877-671-7011 for lead time information.

\*\* Matte Black (622) is only available on standard cylinders and RW/PA, HW/PA, and DS.

Note: SC81A models have adjustable sizes 1-6

## SC60A Series

		Cylinder	Cover	Arm	Finish	Accessories
<b>STD**</b>	SC61A Standard					
<b>Slim cover</b>	SC60A-72 (optional, available with SC61A only, please specify)					
<b>RW/PA**</b>	Regular with parallel arm shoe					
<b>HW/PA**</b>	Hold open with parallel arm shoe					
<b>HD</b>	Heavy duty arm					
<b>DS**</b>	Dead stop arm					
<b>DS/HO</b>	Dead stop hold open arm					
<b>SS</b>	Spring stop arm					
<b>SS/HO</b>	Spring stop hold open arm					
<b>Matte black**</b>	622					
<b>Aluminum</b>	689					
<b>Dark bronze</b>	695					
<b>Brass</b>	696					
<b>Soffit shoe support</b>	SC60A-30					
<b>Blade stop spacer</b>	SC60A-61					
<b>Auxiliary shoe</b>	SC60A-62A					
<b>Top jamb plate</b>	SC60A-18					
<b>PA Plate</b>	SC60A-18PA					
<b>Slim cover</b>	SC60A-72					

\*\*Matte Black (622) is only available on standard cylinders and RW/PA, HW/PA, and DS arms.

Note: SC60A Series comes standard with less cover and all models have adjustable sizes 1-5.

## SC90A Series

		Cylinder	Size	Cover	Arm	Finish	Accessories
<b>STD*</b>	Standard						
<b>LBC</b>	Less backcheck option						
<b>1</b>	SC91A						
<b>3</b>	SC93A						
<b>4</b>	SC94A						
<b>Slim cover</b>	SC90A-72 (only available on SC93A/94A)						
<b>RW/PA</b>	Regular with parallel arm shoe						
<b>HW/PA</b>	Hold open with parallel arm shoe (only available on SC91A)						
<b>Soffit shoe support</b>	SC90A-30						
<b>Blade stop spacer</b>	SC90A-61						
<b>Auxiliary shoe</b>	SC90A-62A						
<b>Aluminum</b>	689						
<b>Dark bronze</b>	695						
<b>Plate</b>	SC90A-18 (available with SC93A/94A only)						
<b>Plate PA</b>	SC90A-18PA (available with SC93A/94A only)						
<b>Slim cover</b>	SC90A-72 (available with SC93A/94A only)						

\*STD comes with less cover and adjustable backcheck.

**Glynn-Johnson: Overhead Holders and Stops – How to Order**

**Example:**

**70      2      H      -      US26D      -      J**

Overhead series (70, 79, 81, 90, 10, 41, 45)

Size (1, 2, 3, 4, 5, or 6)\*

Function (H, F, HP, S or SE) For description of functions, refer to chart above.\*

Finish (US3, US4, US10, US10B, US26, US26D, US32, US32D, 652, SP4, SP10, SP28, SP313, SPBLK)

Option (ADJ, CJ, J, SHIM, SNB, SOC)\*

*\*Please refer to individual Overhead Series price book pages for availability of finish, size, function and options.*

## About Allegion

Allegion (NYSE: ALLE) creates peace of mind by pioneering safety and security. As a \$2 billion provider of security solutions for homes and businesses, Allegion employs more than 7,800 people and sells products in more than 120 countries across the world. Allegion comprises 23 global brands, including strategic brands CISA®, Interflex®, LCN®, Schlage® and Von Duprin®.

For more, visit [www.allegion.com](http://www.allegion.com)

KRYPTONITE ■ LCN ■  ■ STEELCRAFT ■ VON DUPRIN