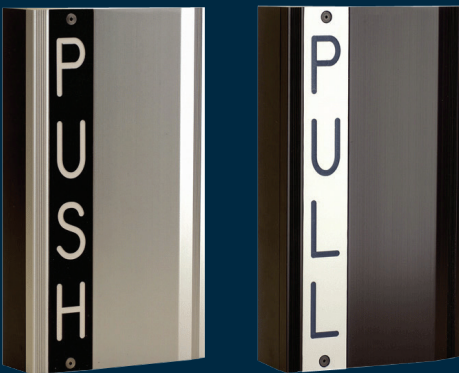


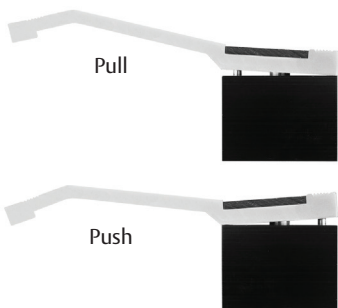
EMH Electromechanical Handle

Mechanical activation for electronic lock release in a compact handle



The EMH Electromechanical Handle works on any push, pull or swing-through door, and is designed for specialized outdoor applications.

Pressing the handle activates internal mechanical switches that release the lock. Meets "no special tools or knowledge" criteria for code requirements.



Features

Standard Features

- Activates a 2 A DPDT rated output when pushed or pulled, to allow free egress or initiate an exit delay timer
- 16 ft. [4.8 m] 22 AWG 3 conductor cable and armored door cord included
- MagnaCare® lifetime replacement, no-fault, no questions asked warranty

Optional Features

- (EL) ElectroLynx® connectors

Specifications

Electrical

- 40 mA at rest; 25 mA releasing at 12 or 24 VDC

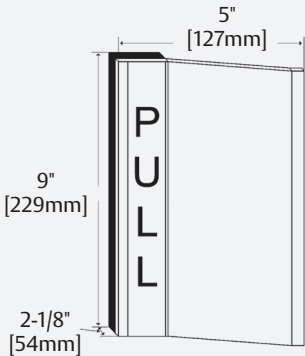
Environmental

- Operating Temperature: 32° to 110° F [0° to 43° C]
- Indoor use only

Shipping Weight

- 3 lbs [1.36kg]

Dimensions



How to Order

CONNECTOR STYLE	MODEL SERIES	FINISH
EL	– EMH	– CL
(blank) None	EMH Electromechanical Handle	BK Black Anodized
EL ElectroLynx		CL Clear Anodized