

# TEMPLATE B

(with passage set)  
LEFT HAND

NOTE: Lock will accommodate doors 1<sup>3</sup>/<sub>8</sub>" (35mm) to 2<sup>1</sup>/<sub>4</sub>" (57mm) thick. Suitable reinforcement shall be provided by the hollow metal door manufacturer to prevent collapsing of door. When door silencers are to be installed, proper allowances must be made for strike location.

THIS FLAP FOLDS OVER THE EDGE OF THE DOOR

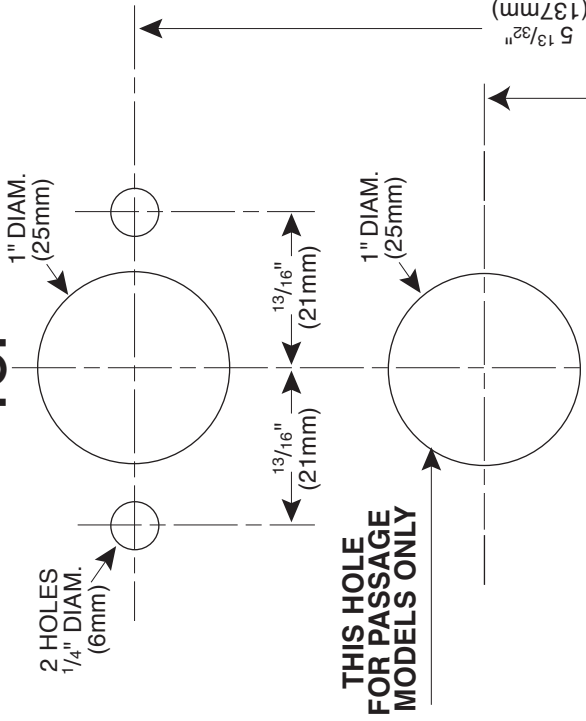
BE SURE THE FOLD IS EXACTLY ON THE LINE

REFERENCE ONLY, NOT TO SCALE  
DO NOT USE AS A DRILLING TEMPLATE

CALL 800-849-8324

CAUTION : MARK ACCURATELY - BORE STRAIGHT

TOP

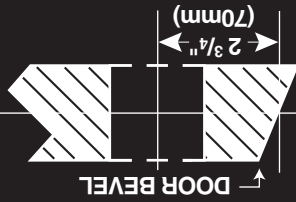


THIS HOLE FOR PASSAGE MODELS ONLY

THIS FLAP FOLDS OVER THE EDGE OF THE DOOR  
BE SURE THE FOLD IS EXACTLY ON THE LINE

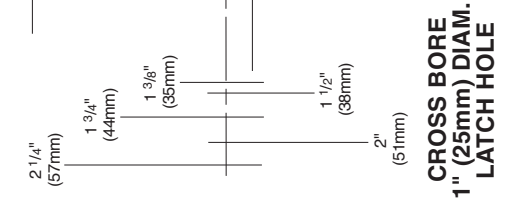
# TEMPLATE B

(with passage set)  
RIGHT HAND



CAUTION  
APPLY TEMPLATE AND DRILL FROM OUTSIDE BUT COMPENSATE FOR DOOR BEVEL IF ANY.

MARK CENTER OF DOOR THICKNESS



BOTTOM

