



STAINLESS STEEL PIVOTS CENTER HUNG PIVOTS

PIVOTS

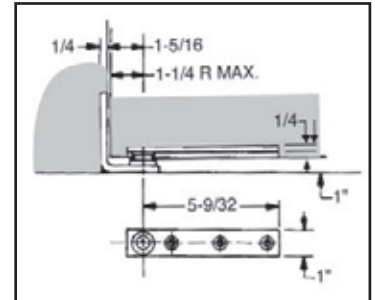


CENTER HUNG PIVOTS

Pivot sets include top and bottom pivots. All center hung pivot sets are non-handed and double acting. Intermediate pivots are not used. Center hung pivots are not allowed with labeled doors. Door must be reduced on pivot edge. All sets are available in standard architectural finishes.

0127

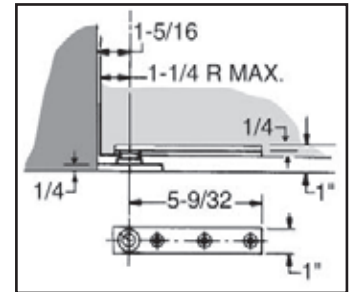
- For interior door up to 3'6" x 8'6"
- Weight to 200 lbs.
- 0320 light duty top pivot included
- Bottom pivot mortised into side jamb
- Extended spindles available
- Can be used with IDC Rescue Stops (See Rescue Hardware Sets)
- BHMA/ANSI C07042



0128



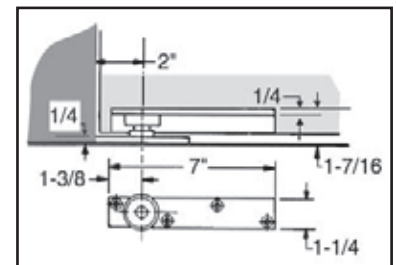
- F or interior doors up to 3'6" x 8'6"
- Weight to 250 lbs.
- 0320 light duty top pivot included
- Bottom pivots mounted to floor
- Extended spindles available
- Can be used with IDC Rescue Stops (See Rescue Hardware Sets)
- BHMA/ANSI C07032/3530 (modified)



0370



- For interior doors or exterior doors up to 4'0" x 8'6"
- Weight to 500 lbs.
- 0340 top pivot inc included
- E0340 electrified top pivot available
- Bottom pivot mounted to floor
- Extended spindles available
- BHMA/ANSI C07032



Frame Portion Top Pivot



400-PF

- Mounting Holes Drilled & Tapped

Specify :
Model Number and Finish

400-PF1

- Mounting Holes Drilled & Countersunk

Dress Plate Frame Portion



400-PC

- For use with 400-PF1 Top Pivot
- Finishes Available:

AL- Painted Satin Aluminum
DU- Painted Storefront Bronze

Specify: Model Number and Finish

Door Portion Top Pivot



400-PD

SEE SS PIVOT/PIVOT SETS CROSSOVER REFERENCE CHART ON PAGE 148

International Door Closers, Inc.

COPYRIGHT 2018 INTERNATIONAL DOOR CLOSERS, INC

West: 800-544-4422 • East: 800-225-6737

www.intldoorclosers.com