



# Indicator Handing Charts

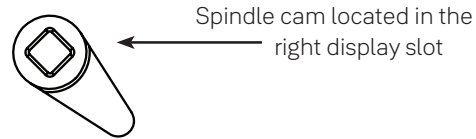
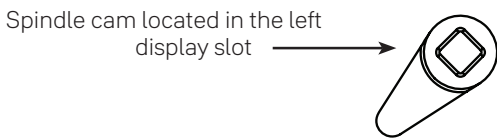


# Rehanding Mortise Indicators



With the indicator display showing "Vacant" or "Unlocked," confirm orientation of spindle cam based upon the lockset brand, function, hand of the door and mounting location. See charts.

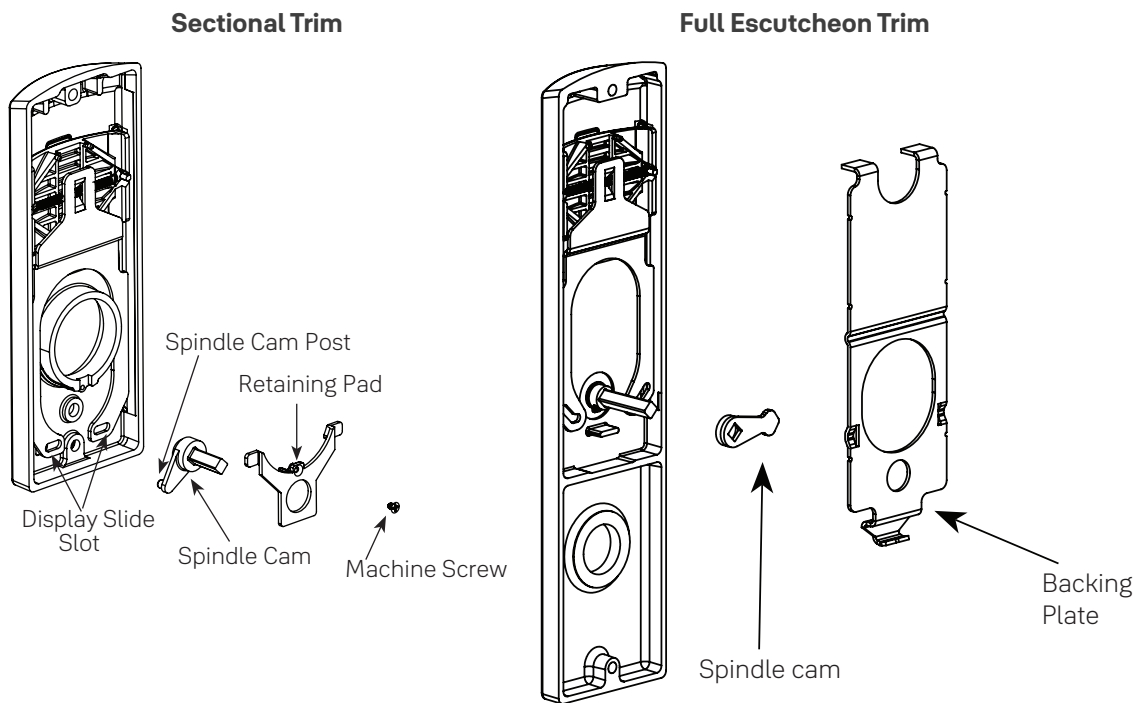
Spindle cam will be orientated in either the left or right display slot.



If re-handing required:

1. Remove machine screw (if applicable), retaining pad and spindle cam from assembly.
  - a. For full escutcheon trim, remove backing plate to access spindle cam
2. Position spindle cam in correct display slide slot per function, door hand and mounting location.
3. Re-install retaining pad or backing plate.

For thumbturn indicators, make sure thumbturn is positioned in the 12 o'clock direction.





Yale® Function	Function Illustration	Description	Outside Spindle Cam Orientation by Hand			Inside Spindle Cam Orientation by Hand		
			Indicator Illustration	RH/ RHRB	LH/ LHRB	Indicator Illustration	RH/ RHRB	LH/ LHRB
8802		Privacy, Bedroom Or Bath Lock (F19)						
8808		Classroom Lock (F05)						
8808-2		Intruder Latchbolt Lock (F32)						
8809		Classroom Or Office Lock						
8811-2		Intruder Deadbolt Lock (F33)						
8812-2		Intruder Deadbolt Lock (F34)						
8814		Deadlock (F18)						
8814-2		Deadlock (F16)						
8815		Deadlock (F17)						



Yale® Function	Function Illustration	Description	Outside Spindle Cam Orientation by Hand			Inside Spindle Cam Orientation by Hand		
			Indicator Illustration	RH/RHRB	LH/LHRB	Indicator Illustration	RH/RHRB	LH/LHRB
8818-2		Classroom Security Intruder Lock						
8820		Hotel Guest Lock (F15)						
8822		Dormitory Or Exit Lock (F13)						
8827		Hotel/Motel Lock						
8832		Hotel/Motel Lock						
8840		Storeroom Deadbolt						
8847		Apartment Corridor Door Lock (F20)						
8860		Room Door Lock (F21)						



Yale® Function	Function Illustration	Description	Outside Spindle Cam Orientation by Hand			Inside Spindle Cam Orientation by Hand		
			Indicator Illustration	RH/ RHRB	LH/ LHRB	Indicator Illustration	RH/ RHRB	LH/ LHRB
8860-2		Store Door Lock (F14)						
8861		Dormitory Or Storeroom Lock						
8862		Privacy, Bedroom Or Bath Lock (F22)						
8864		Bathroom Lock With Indicator						
8865		Bathroom Lock						
8866		Passage Lock With Indicator						
8867		Dormitory Or Exit Lock (F12)						



Best® Function	Function Illustration	Description	Outside Spindle Cam Orientation by Hand			Inside Spindle Cam Orientation by Hand		
			Indicator Illustration	RH/RHRB	LH/LHRB	Indicator Illustration	RH/RHRB	LH/LHRB
L		Privacy (F19)						
LT		Privacy						
AT		Office (F04)						
AB		Office (F20)						
RD		Classroom DL (F29)						
TA		Dormitory (F12)						
TD		Dormitory						
IND		Intruder (F33)						
INL		Intruder (F32)						



Schlage® Function	Function Illustration	Description	Outside Spindle Cam Orientation by Hand			Inside Spindle Cam Orientation by Hand		
			Indicator Illustration	RH/ RHRB	LH/ LHRB	Indicator Illustration	RH/ RHRB	LH/ LHRB
L/LV9040		Privacy (F22)						
L/LV9044		Privacy						
L/LV9050		Office (F04)						
L/LV9456		Corridor (F13)						
L9473		Dormitory (F21)						
L/LV9060		Apartment Entrance Lock (F09)						
L/LV9071		Classroom Security (F32)						
L/LV9077		Classroom Security Holdback						



Schlage® Function	Function Illustration	Description	Outside Spindle Cam Orientation by Hand			Inside Spindle Cam Orientation by Hand		
			Indicator Illustration	RH/RHRB	LH/LHRB	Indicator Illustration	RH/RHRB	LH/LHRB
L/LV9457		Classroom Security (F33)						
L/LV9458		Classroom Security (F34)						
L9466		Store/Utility Room Lock with Deadbolt (F14)						
L/LV9070		Classroom Lock (F05)						







**Trusted every day**

**Phone**

1-855-557-5078

**Customer Service Email**

customerservice.yale@assaabloy.com

**Technical Product Support Email**

techsupport.yale@assaabloy.com

**Order Entry Email**

orders.yaleus@assaabloy.com

**Fax**

1-800-338-0965

**Website**

www.yalecommercial.com

## Contact Us

**U.S.A.**

**Yale Locks & Hardware**

Address: 225 Episcopal Road

Berlin, CT 06037-4004

Tel: 1-800-438-1951

Fax: 1-800-338-0965

us.yalehome.com

yalecommercial.com

**Canada:**

**ASSA ABLOY Door Security Solutions Canada**

Address: 160 Four Valley Drive

Vaughan, Ontario L4K 4T9

Tel: 1-800-461-3007

Fax: 1-800-461-8989

assaabloydss.ca

**International:**

**ASSA ABLOY Americas International**

Tel: 1-905-821-7775

Fax: 1-905-821-1429

assaabloyai.com

**THE YALE BRAND**, with its unparalleled global reach and range of products, reassures more people in more countries than any other consumer locking solution.

**THE ASSA ABLOY GROUP** is the world's leading manufacturer and supplier of locking solutions, dedicated to satisfying end-user needs for security, safety and convenience.

Yale Commercial is a business associated with ASSA ABLOY Access and Egress Hardware Group, Inc., an ASSA ABLOY Group company. Copyright © 2021, ASSA ABLOY Access and Egress Hardware Group, Inc. All rights reserved. Reproduction in whole or in part without the express written permission of ASSA ABLOY Access and Egress Hardware Group, Inc. is prohibited. Patent pending and/or patent [www.assaabloydss.com/patents](http://www.assaabloydss.com/patents).