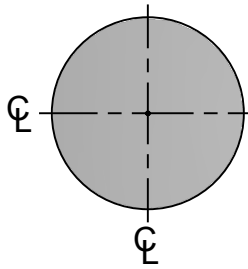
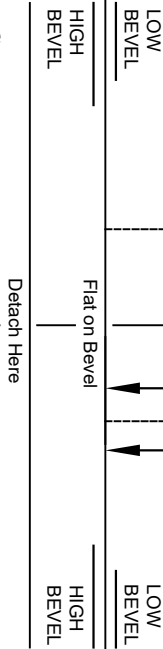


GT199A Template

Mark Center of Door Thickness for $\varnothing 1"$ Latch Hole



VA 10047 REV 4



Installation Template for Cylindrical Lever Locksets

Mark Center for $\varnothing 2 \frac{1}{8}"$ Hole

Mark Centers for 2 Thru-Bolt Mounting holes $\varnothing 5/16"$

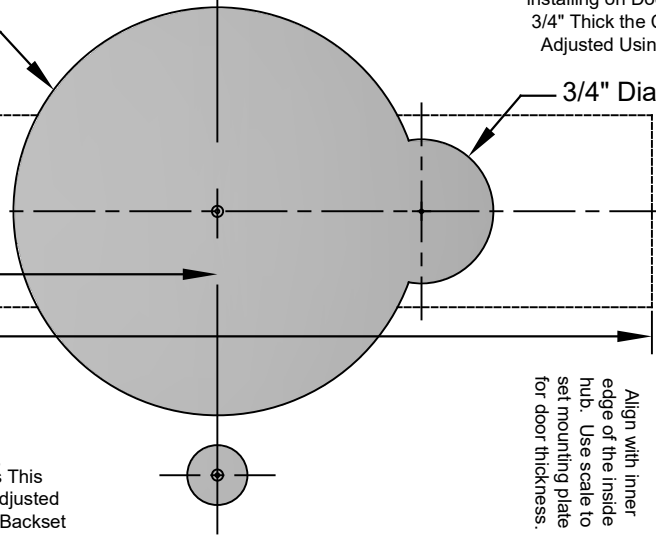
Lock is Preset by Factory for $1 \frac{3}{4}"$ Thick Doors. When installing on Doors Other Than $1 \frac{3}{4}"$ Thick the Chassis Must be Adjusted Using Guide below.

LATCH

$2 \frac{3}{4}"$ Backset

5" Latch Bore
199A Only

IMPORTANT
For Beveled Doors This Template must be Adjusted Low/High for Correct Backset



$3/4"$ Dia Thru

Align with inner edge of the inside hub. Use scale to set mounting plate for door thickness.

