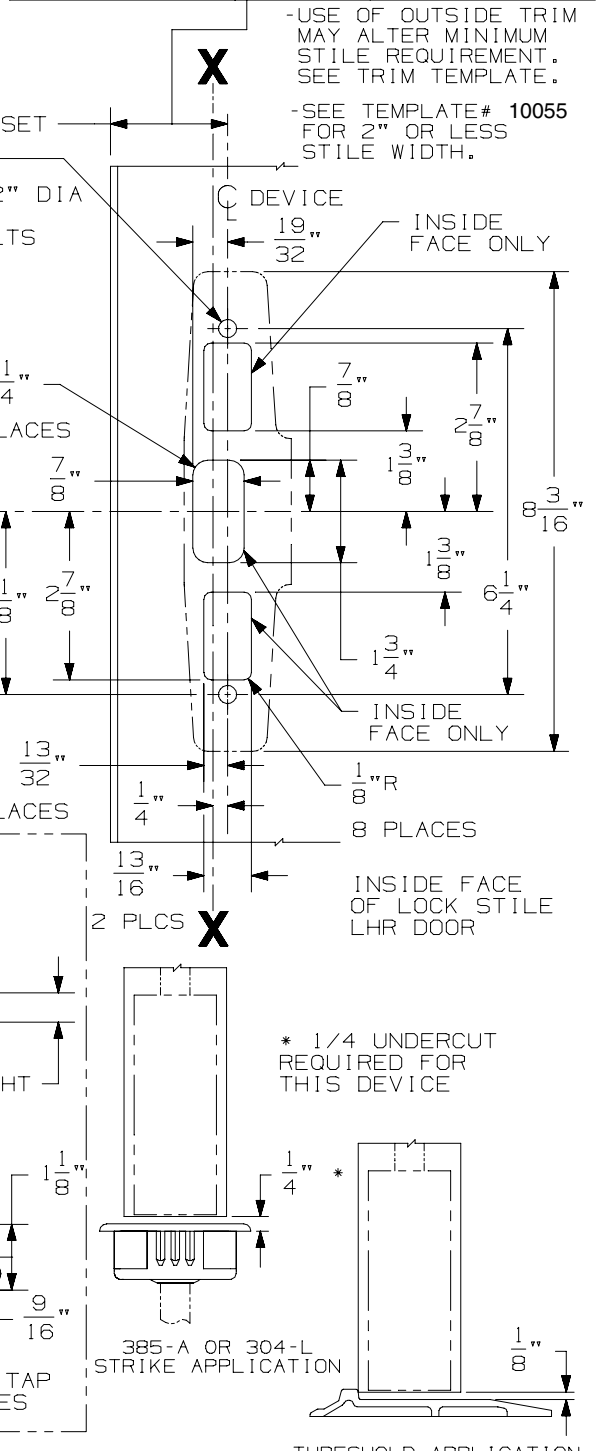
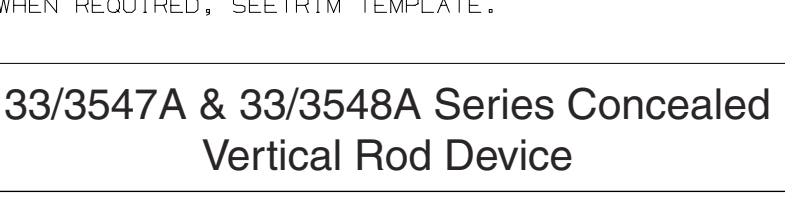
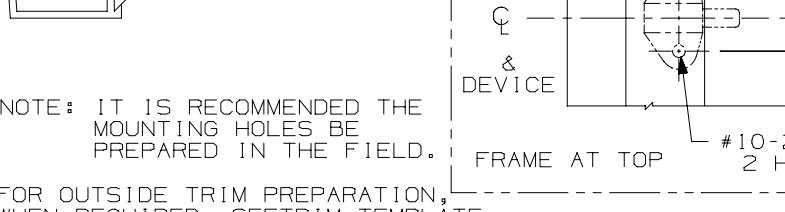
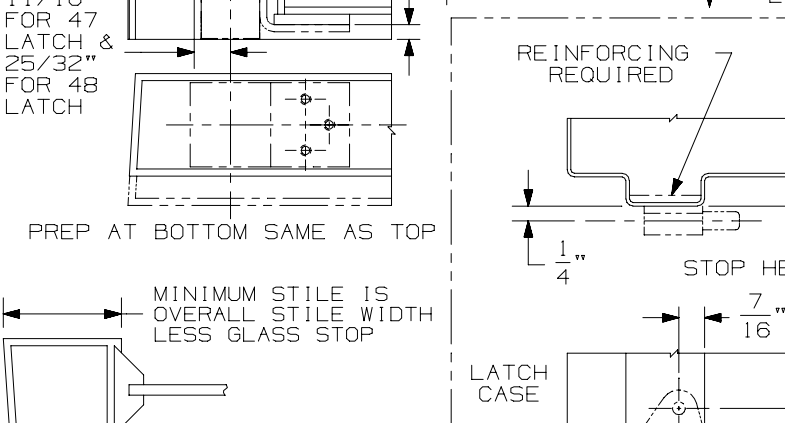
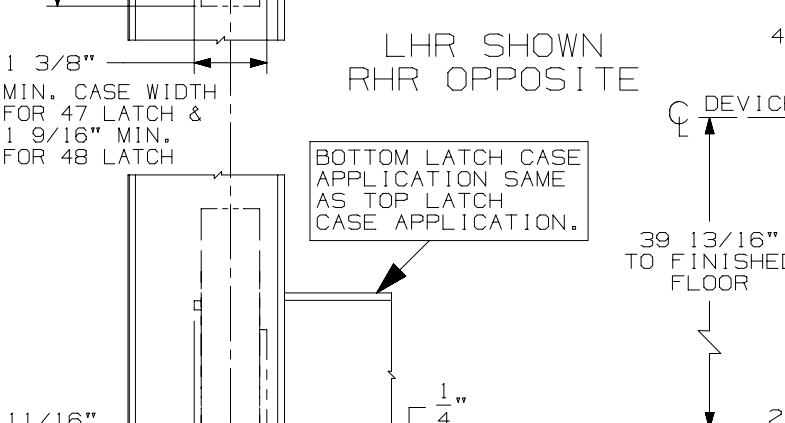
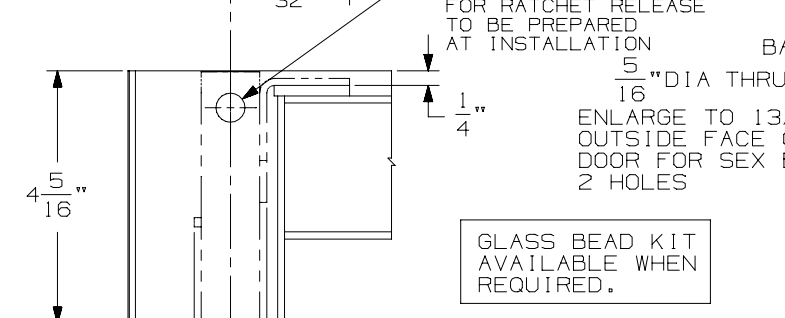
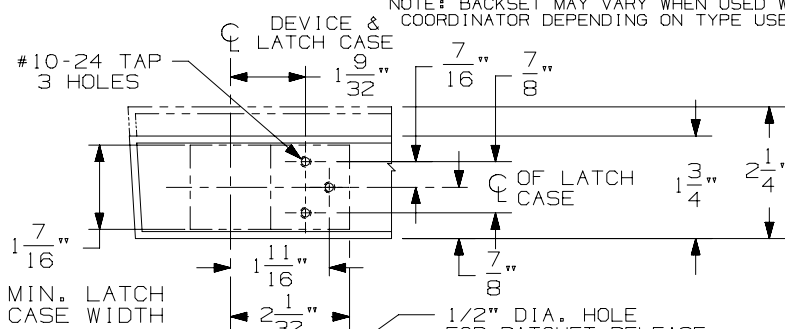


NOTE: BACKSET MAY VARY WHEN USED WITH COORDINATOR DEPENDING ON TYPE USED.

DEVICE INSTALLATION SCHEDULE		
INSTALLATION	BACKSET	STILE WIDTH
TWO VERTICAL ROD DEVICES	1 3/16"	2 1/8" TO 2 3/4"
	1 1/2"	2 3/4" TO 3 3/4"
	1 7/8"	3 3/4" TO 5"
	2 1/2"	5" TO FLUSH
SINGLE DOOR	1 1/2"	2 1/2" TO 3 3/4"
	1 7/8"	3 3/4" TO 5"
	2 1/2"	5" TO FLUSH



-USE OF OUTSIDE TRIM MAY ALTER MINIMUM STILE REQUIREMENT. SEE TRIM TEMPLATE.
 -SEE TEMPLATE# 10055 FOR 2" OR LESS STILE WIDTH.

GLASS BEAD KIT AVAILABLE WHEN REQUIRED.

LHR SHOWN
RHR OPPOSITE

BOTTOM LATCH CASE APPLICATION SAME AS TOP LATCH CASE APPLICATION.

* 1/4 UNDERCUT REQUIRED FOR THIS DEVICE

385-A OR 304-L STRIKE APPLICATION

THRESHOLD APPLICATION

33/3547A & 33/3548A Series Concealed Vertical Rod Device

VON DUPRIN®

NOTES: SEE MASTER SHEET #10001 FOR SUGGESTED REINFORCING

TEMPLATE NUMBER:

10051_b

DATE: 06-07-13