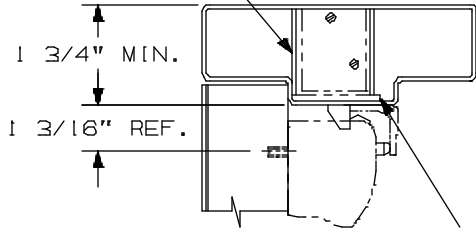


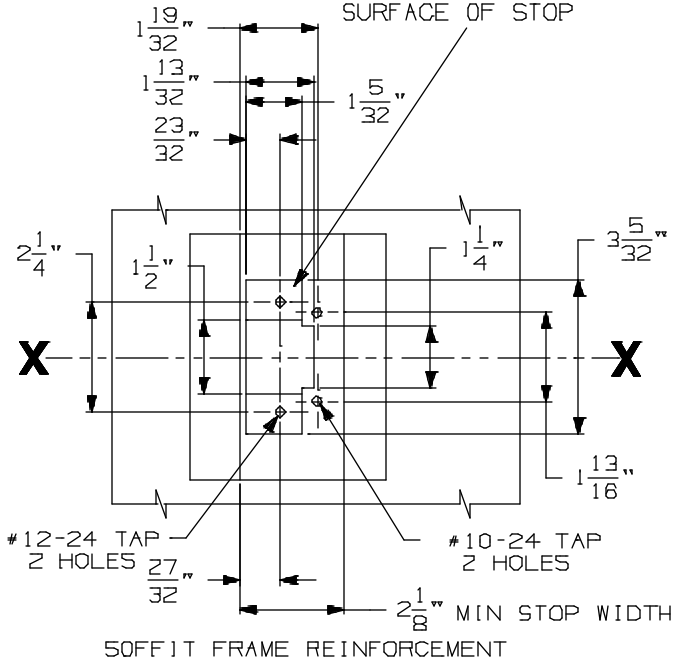
DEVICE INSTALLATION SCHEDULE	
VERT. ROD & MORT. DEVICE	2 3/4"
TWO VERT. ROD DEVICES	2 3/4"
SINGLE DOOR	2 3/4"
WHEN SURFACE APPLIED COORDINATOR IS USED, BACKSET OF VERTICAL ROD DEVICE MUST BE	2 3/4"

NOTE: MORTAR GUARD SHOULD BE PROVIDED TO PROTECT SOFFIT LATCH BOLT ASSEMBLY

LHR SHOWN
RHR OPPOSITE

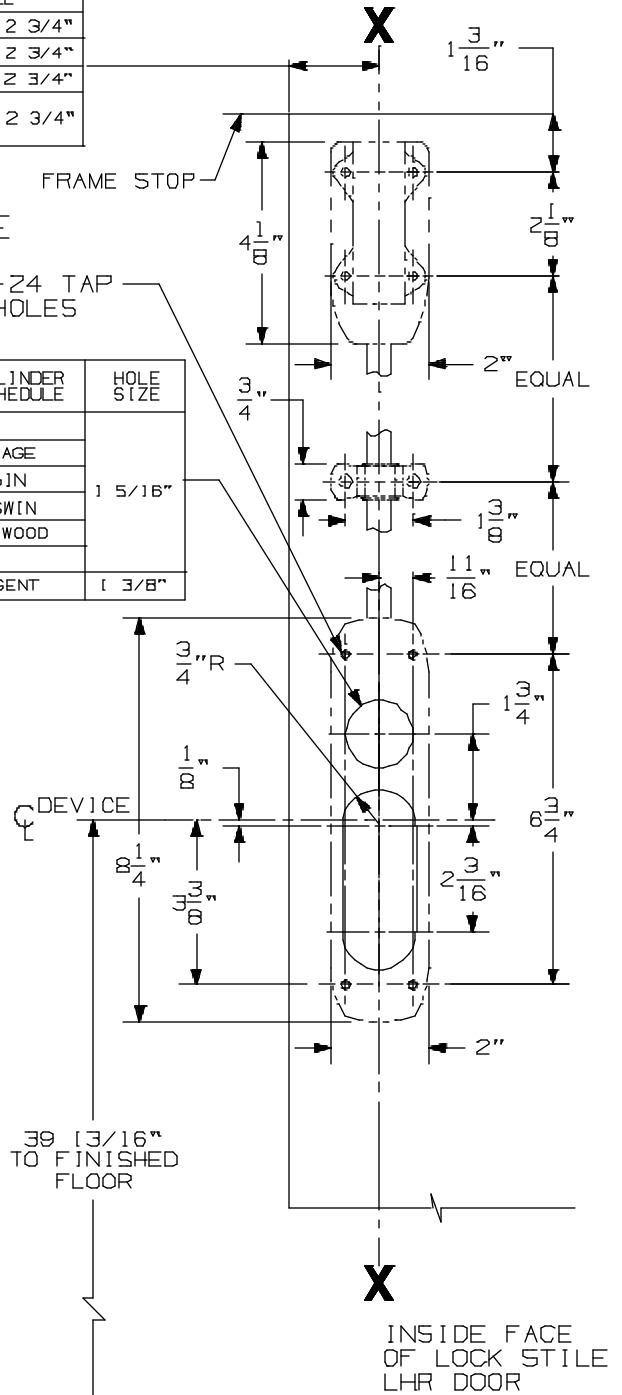


REINFORCING REQUIRED FOR SOFFIT LATCH MUST BE RECESSED 1/8" FROM TOP SURFACE OF STOP



#10-24 TAP
16 HOLES

CYLINDER SCHEDULE	HOLE SIZE
SCHLAGE	1 5/16"
CORBIN	
RUSSWIN	
LOCKWOOD	
YALE	1 3/8"
SARGENT	



CROSSBAR 36 13/16" FROM FINISHED FLOOR

FOR OUTSIDE TRIM PREPARATION, WHEN REQUIRED, SEE ADDITIONAL TRIM TEMPLATE.

TEMPLATE FOR LBR PANIC APPLICATION.
NOT FOR USE WITH PULLMAN LATCH / ELECTRIC STRIKE.

8827TP-LBR
Vertical Rod Device

VON DUPRIN®

NOTES: SEE MASTER SHEET #10001 FOR SUGGESTED REINFORCING

TEMPLATE NUMBER: 941107-00_a

DATE: 11-15-19