


Yale[®]



Commercial Price List #34

US and Canada Prices Effective June 3, 2019



TABLE OF CONTENTS

TOOLS AND RULES

- ASSA ABLOY Door Security Solutions® Customer Service Business Hours & Holiday Schedule 4
- Finish Chart 4
- ASSA ABLOY FLASHship™ Program and Locations 5
- Ordering Tips 6
- Check List When Placing an Order 6
- Key Definitions and Stamping Rules 7
- Order Forms
 - Factory Non-Keyed 8
 - Stock Condensed 9
 - Master Keyed 10-14
- Key Systems Information Request Form 15
- Ebusiness 16
- On-Line Order Entry 17
- Fax Program 17
- Terms and Conditions 18-20
- Limited Warranty 21
- Merchandising Aids/Display Mounts 22-23

CYLINDERS/KEYS/KEYING

- Key Systems Security Policy 25
- Customer Bittings and Sample Keys/Cross Keying 25
- Bitting List Charges 26
- Key Wizard® 26
- Keying Charges and Keys 27
- Stamping Charges 28
- Key Blanks and Cut Keys 29-30
- Construction Core Program 31
- Cylinders
 - Component (Cylindrical Lock) 32
 - Fixed Core Mortise 33
 - Deadlock 33
 - Fixed Core Rim 34
 - Electrical Switch 34
 - Hotel 34
 - Thumbturn 34
 - Interchangeable Core 35
- Cores 35
- Housing Assemblies 36
- Rings 36
- Plugs/Shells 36
- Security (all types) 37-38
- High Security (UL437) 39
- Security Keys 39
- Keying Kits 40
- Cams 41
- Cylinder/Miscellaneous Parts 40-42
- Yale® KeyMark® Keying Charges, Keys and Key Blanks 43
- Yale® KeyMark® Cylinders, Cores and Housings 44
- Yale® KeyMark® Cylinder Parts and Accessories 45-46
- Yale® KeyMark® Tools and Service Equipment 46

8800 SERIES/GRADE 1/MORTISE LOCKS

- Variations 47
- 8800FL Series Mortise Locks with Lever Trim 48-52
- 8800 Series Mortise Locks with Knob Trim 53-54
- 8800FL Series Mortise Deadlocks
 - with A/F, Cylinders & Thumbturns 55
- 8800(FL) Series Mortise Lock Bodies 56
- Trim Packs (Standard Lever Designs) 57
- Parts 58-60
- 8800FL Series Electrified Mortise Locks 61-63
 - with Lever Trim
- 8800 Series Electrified Mortise Locks 64
 - with Knob Trim
- 8800(FL) Series Electrified Mortise Lock Bodies 65
- SL8800FL Series Security Mortise Locks with Lever Trim 66-67

REFLECTIONS® SERIES MORTISE TRIM

- Variations 68
- 8800RL Series Mortise Locks 69-70
- 8800RL Series Mortise Lock Bodies 71
- 8800RL Series Trim Packs 71
- 8800RL Series Trim Parts 72
- 8800RL Series Electrified Mortise Locks 73
- 8800RL Series Electrified Mortise Lock Bodies 74

5400LN SERIES/GRADE 1/CYLINDRICAL LEVER LOCKS

- Variations 75
- 5400LN Series Cylindrical Locks 76
- 5400LN Series Electrified Cylindrical Locks 77
- Parts 78-80

5400CK SERIES/GRADE 1/CYLINDRICAL KNOB LOCKS

- Variations 81
- 5400CK Series Cylindrical Locks 82
- Parts 83

5300LN SERIES/GRADE 2/CYLINDRICAL LEVER LOCKS

- Variations 85
- 5300LN Series Cylindrical Locks 86
- 5300LN Series Electrified Cylindrical Locks 87
- Parts 88-90

4700LN SERIES/GRADE 1/CYLINDRICAL LOCKS

- Variations 91
- 4700LN Series Cylindrical Lever Locks 92
- 4700LN Series Electrified Cylindrical Locks 93
- Parts and Cylinders 94

4600(LN) SERIES/GRADE 2/CYLINDRICAL LOCKS

- Variations 95
- 4600LN Series Cylindrical Lever Locks 96
- 4600 Series Cylindrical Knob Locks 96
- Parts and Cylinders 96

4300LN SERIES/GRADE 2/TUBULAR LEVER LOCKS

- Variations 97
- 4300LN Series Tubular Locks 98
- Parts 99

RL SERIES/TUBULAR LEVER LOCKS

- Variations 101
- RL Series Tubular Locks 102
- Parts 102

6400LN SERIES/MONOLOCK RETROFIT

- Variations 103
- 6400LN Series Monolocks 104
- Parts 105-106

AUXILIARY LOCKS/CABINET LOCKS/PADLOCKS

- Variations 107
- Cylindrical Deadbolts
 - D100 & D200 Series 108
 - Parts & Accessories 109
- 350 Series Mortise Deadlocks 110
- Auxiliary Latch 110
- Auxiliary Locks 111
- Padlocks
 - PD400 Series 112
 - PD500 Series 113
 - PD600 Series 114
- Cabinet Locks 114

7000 SERIES/ARCHITECTURAL EXIT DEVICES

- Variations 115
- How to Order 116
- Mechanical Options 117
- 7100 Series Exit Devices 117
- 7100 Series Trim 118-120
- 7130 Series Mortise Exit Devices 121
- 7130 Series Trim 122
- 7200 Series Narrow Stile Exit Devices 123
- 7200 Series Trim 124
- 7000 Series Electrified Exit Devices Options 125
- 7000 Series Alarm Kits 125
- 7000 Series Delayed Egress 126
- Cylinders 127-128
- Miscellaneous 128-130
- Removable Mullions 131-132



TABLE OF CONTENTS

6000 SERIES/ARCHITECTURAL EXIT DEVICES

| | |
|---|---------|
| Variations..... | 133 |
| How to Order..... | 134 |
| Mechanical Options..... | 135 |
| 6100 Series Exit Devices..... | 135 |
| 6100 Series Trim..... | 136-138 |
| 6130 Series Mortise Exit Devices..... | 139 |
| 6130 Series Trim..... | 140 |
| 6200 Series Narrow Stile Exit Devices..... | 141 |
| 6200 Series Trim..... | 142 |
| 6000 Series Electrified Exit Devices Options..... | 143 |
| 6000 Series Alarm Kits..... | 143 |
| Cylinders..... | 144-145 |
| Miscellaneous..... | 146-147 |
| Removable Mullions..... | 148-149 |

2100 SERIES/FLATBAR EXIT DEVICES

| | |
|-------------------------------|---------|
| Variations..... | 151 |
| How to Order..... | 152 |
| 2100 Series Exit Devices..... | 153 |
| 2100 Series Trim..... | 154-155 |
| Cylinders..... | 156 |
| Miscellaneous..... | 157 |
| Removable Mullions..... | 158 |

1800 SERIES/FLATBAR EXIT DEVICES

| | |
|----------------------------------|-----|
| Variations..... | 159 |
| How to Order..... | 160 |
| 1800 Series Exit Devices..... | 161 |
| 1800 Series Trims..... | 161 |
| Cylinders and Miscellaneous..... | 162 |
| Mullions---..... | 163 |
| Mullion Parts..... | 163 |

1500 SERIES/TRADITIONAL EXIT DEVICES

| | |
|-------------------------------|---------|
| Variations..... | 165 |
| How to Order..... | 166 |
| 1500 Series Exit Devices..... | 167 |
| 1500 Series Trim..... | 169-169 |
| Cylinders..... | 170 |
| Miscellaneous..... | 171 |
| Removable Mullions..... | 172 |

5800 SERIES/CAST IRON DOOR CLOSERS

| | |
|---|-----|
| 5800 Series Door Closers and Parts..... | 173 |
|---|-----|

4400 SERIES / INSTITUTIONAL DOOR CLOSERS

| | |
|---------------------------------------|---------|
| Variations..... | 175 |
| 4400/4400S Series Closers..... | 176 |
| Accessories..... | 177 |
| Closer Bodies and Screw Packages..... | 178 |
| Arms and Arm Assemblies..... | 179-182 |
| Track Assemblies and Parts..... | 183 |

3000 SERIES / ARCHITECTURAL DOOR CLOSERS

| | |
|---------------------------------------|---------|
| Variations..... | 185 |
| 3101/3301 Series Closers..... | 186 |
| 3501 Series Closers..... | 187 |
| Accessories..... | 188 |
| Closer Bodies and Screw Packages..... | 189 |
| Arms and Arm Assemblies..... | 190-192 |

2700 SERIES / ARCHITECTURAL DOOR CLOSERS

| | |
|--|-----|
| 2700 Series Door Closer and Parts..... | 193 |
|--|-----|

51 SERIES / INDUSTRIAL DOOR CLOSERS

| | |
|---------------------------------------|-----|
| Variations..... | 195 |
| 51 Series Closer..... | 196 |
| Accessories..... | 197 |
| V51 Series Visual Pack Closers..... | 198 |
| Closer Bodies and Screw Packages..... | 199 |
| Arms and Arm Assemblies..... | 200 |

1100 SERIES / INDUSTRIAL DOOR CLOSERS

| | |
|--|-----|
| 1100 Series Door Closer and Parts..... | 201 |
|--|-----|

1900 SERIES / TRADITIONAL DOOR CLOSERS

| | |
|--|-----|
| Variations..... | 203 |
| 1900 Series Closers and Accessories..... | 204 |
| Arms and Arm Assemblies..... | 205 |
| Screw Packages..... | 206 |

YDC200 SERIES / ECONOMY DOOR CLOSERS

| | |
|--|-----|
| YDC200 Series Door Closer and Parts..... | 207 |
|--|-----|

ELECTRIFIED PRODUCTS

| | |
|--|-----|
| Door Alarm | |
| SDA16 Door Alarm, Options and Cylinders..... | 208 |
| Accessories..... | 210 |
| nexTouch™ Cylindrical Lock..... | 211 |
| Variations..... | 212 |
| Cylinders..... | 212 |
| Accessories..... | 213 |
| nexTouch Sectional Mortise Lock | |
| Variations..... | 216 |
| Lock Body..... | 217 |
| Cylinders..... | 217 |
| Accessories..... | 218 |
| nexTouch Exit Trim | |
| Variations..... | 221 |
| Lock Body..... | 222 |
| Cylinders..... | 224 |
| Accessories..... | 224 |



BUSINESS HOURS

ASSA ABLOY DOOR SECURITY SOLUTIONS CUSTOMER SERVICE - MONROE

8:00 a.m. – 4:30 p.m. (Eastern)
1902 Airport Road
Monroe, NC 28110
Telephone #: (800) 438-1951
Fax #: (800) 338-0965

TECHNICAL PRODUCT SUPPORT

8:00 a.m. – 4:30 p.m. (Eastern)
Telephone #: (800) 438-1951
support@yalelocks.com

ELECTRIFIED TECHNICAL PRODUCT SUPPORT

8:00 a.m. – 4:30 p.m. (Eastern)
Telephone #: (800) 810-WIRE (9473)
Fax #: (203) 603-5981

ASSA ABLOY DOOR SECURITY SOLUTIONS CANADA CUSTOMER SERVICE - VAUGHAN

8:00 a.m. – 4:30 p.m. (Eastern)
160 Four Valley Drive
Vaughan ON L4K 4T9
Telephone #: (800) 461-3007
Fax #: (800) 461-8989

HOLIDAY SCHEDULE*

ASSA ABLOY Door Security Solutions
Customer Service - Monroe will be CLOSED
on the following holidays:

- January 1, 2019
- February 18, 2019
- April 19, 2019
- May 27, 2019
- July 4, 2019
- July 5, 2019
- September 2, 2019
- November 28-29, 2019
- December 24-25, 2019

ASSA ABLOY Door Security Solutions
Customer Service - Vaughan

- January 01, 2019
- January 24, 2019
- February 18, 2019
- April 19, 2019
- May 20, 2019
- July 1, 2019
- August 5, 2019
- September 3, 2019
- October 14, 2019
- December 25, 2019
- December 26, 2019

Technical Product Support will be CLOSED
on the following holidays:

- January 1, 2019
- April 19, 2019
- May 27, 2019
- July 4, 2019
- July 5, 2019
- September 2, 2019
- September 27-28, 2019 INV
- November 28-29, 2019
- December 24-27, 2019

*Dates subject to change.

FINISH CHART

| ANSI/BHMA CODE | FINISH DESCRIPTION |
|----------------|--|
| 600 | Primed for Painting |
| 605 | Bright Brass, Clear Coated |
| 606 | Satin Brass, Clear Coated |
| 609 | Satin Brass, Blackened, Satin Relieved, Clear Coated |
| 611 | Bright Bronze, Clear Coated |
| 612 | Satin Bronze, Clear Coated |
| 613E | Dark Oxidized Satin Bronze - equivalent |
| 616 | Satin Bronze, Blackened, Satin Relieved Clear Coated |
| 618 | Bright Nickel Plated, Clear Coated |
| 619 | Satin Nickel Plated, Clear Coated |
| 620 | Satin Nickel Plated, Blackened, Satin Relieved, Clear Coated |

| ANSI/BHMA CODE | FINISH DESCRIPTION |
|----------------|-------------------------|
| 625 | Bright Chrome Plated |
| 626 | Satin Chrome Plated |
| 629 | Bright Stainless Steel |
| 630 | Satin Stainless Steel |
| 676 | Flat Black Powder Coat |
| 689 | Aluminum Painted |
| 690 | Dark Bronze Painted |
| 691 | Light Bronze Painted |
| 693 | Black Painted |
| 694 | Medium Bronze Painted |
| 695 | Dark Bronze Painted |
| 696 | Satin Brass Painted |
| BSP | Black Suede Powder Coat |
| WSP | White Suede Powder Coat |

1. 609, 616 and 620 finishes will be provided per factory standard. To assure color match, please provide sample. Refer to individual sections for specific product availability.
2. 613 and 722 finishes available by Special Product Application Request only. This form is available on the Yale extranet and should be submitted by DSS.



DISTRIBUTOR LIST PRICES

ASSA ABLOY FLASHSHIP™ PROGRAM

7 Brands...One Invoice in a Flash!

Note that some products may not be available in Canada as well as some of the programs offered in this price book may differ between the USA and Canada.

Please contact your sales representative for more information.

The ASSA ABLOY FLASHship™ program, with products from your favorite brands of Markar, McKinney, Norton, Pemko, Rixson, Rockwood and Yale, offers the convenience of placing ONE purchase order coupled with 24-hour processing. Products may be ordered in any combination with only a \$50 minimum. Same day order entry and eligibility for buying program discounts makes this your one-stop for these popular products!

What types of products are available on the FLASHship program?

- Markar, McKinney and Pemko continuous and architectural hinges
- Pemko thresholds, gasketing, and aluminum geared hinges
- Rixson pivots, stops and holders
- Rockwood door hardware and trim
- Norton door controls
- Yale mortise locks, Grade 1 and Grade 2 cylindrical locks/deadbolts, exit devices, door closers, nexTouch™ keypad access locks and others

How do I place an order?

FLASHship WebShop

FLASHship WebShop makes ordering your favorite ASSA ABLOY products easier than ever before.

Enhancements include:

- User-friendly interface for simplified navigation
- High resolution product images for easy identification
- Several ways to shop: search by keyword or filter by product type
- Streamlined order & payment processing for quick checkout
- Saved order history - reorder in just a few clicks
- Helpful ordering tools including Quick Order, multiple carts, and lists

Traditional Order Submittal.

1. Use the FLASHship Order Form found in the current FLASHship program catalog OR prominently indicate "FLASHship Program" on purchase order
2. Use the part numbers listed in the FLASHship catalog to indicate products
3. Fax all orders to 877-888-2772 or email to flashship@assaabloy.com

Notes:

- Minimum order is \$50
- Prepaid freight on orders over \$1500
- Only products listed in the FLASHship program catalog are eligible
- Reference the program catalog for a complete list of Terms & Conditions

FLASHship™



ASSA ABLOY FLASHSHIP™ LOCATIONS

1-877-888-2772
flashship@assaabloy.com

FLASHship East
at ASSA ABLOY New England Service Center
225 Episcopal Rd.
Berlin, CT 06037

FLASHship South
at ASSA ABLOY Southeast Service Center
825 Riverside Parkway
Suite 500
Austell, GA 30168

FLASHship West
at ASSA ABLOY Southwest Service Center
5678 Concours
Ontario, CA 91764

FLASHship Chicago
at ASSA ABLOY Midwest Service Center
235 East Lies Road
Carol Stream, IL 60188

FLASHship Dallas
at ASSA ABLOY South Central Service Center
2855 Marquis #160
Garland, TX 75042



ORDERING TIPS

- Please submit ASSA ABLOY FLASHship™ Product Orders and Plant Product Orders on separate order forms.
- Please use FLASHship™ Order Forms for all FLASHship™ Product Orders and include FLASHship™ Part Numbers.
- Order Forms are included in the Yale® Price Book and at www.yalelocks.com.
- Please include Job Name and Registry Number for all contract orders.
- Keyed Lead Sheets A and B are required for contract orders that require Master Keying.
- Remember to include Keysets on all contract orders.
- Be sure to include Handing for mortise locks and exit devices.
- If you have a Quote, please include it with the purchase order. Orders without this information included may be delayed.
- Be sure to include Design.
- Be sure to include Backset and Strike on the 4300 and 5300 knobs and levers.
- Be sure to include Finish.

ORDERING TIP ADMINISTRATIVE DOCUMENTATION

When submitting purchase orders for processing, please remember that certain cylinder types and/or keyways require additional administrative documentation before the order can be entered.

Purchase orders will be held and questioned if the following keyway/cylinder types do not have the proper administrative documentation submitted with each purchase order:

- Yale® KeyMark® products
- Security cylinders and keys
- High security cylinders and keys

All of the above product types must be accompanied by additional administrative documents unless they are shipping direct to the end user facility. These administrative documents include, but may not be limited to, the following:

- Letter of Authorization – must be submitted on the end user facility letterhead, dated and signed by an authorized individual from the facility. Letter must be quantity-specific for certain product types. Yale® does not keep letters of authorization on file.
- Registration Certificate – only required for *Yale KeyMark*.

CHECKLIST

Before placing your order, check for the following ...

- Purchase Order on Company Letterhead
- Purchase Order is Legible
- Purchase Order Number
- Account Number
- Ship To Address
- Contact Person for additional information requirements
- Pricing Requirements – Buying Program or CPQ (please attach)
- FlashShip™ Order (FlashShip™ Order Form or FlashShip™ #'s Included)
- Contract Order (Keyed Lead Sheets attached)
- Keysets for ALL Keyed Product
- Handing (if applicable)
- Design (if applicable)
- Backset & Strike (if applicable)
- Finish (if applicable)



KEY STAMPING DEFINITIONS AND RULES

Below are stamping codes and their definitions:

| Code | Definition |
|------|--|
| VKC0 | No keyset, registry number, or bitting stamping any keys. Includes master keys and change keys. Keys will be stamped with keyway designation. (Keys will be tagged.) |
| VKC1 | Master keys stamped with their keyset symbol and registry number. Change keys stamped with their keyset symbol. (Standard for high security, security and Yale® KeyMark® cylinders.) |
| VKC2 | Master keys stamped with their keyset symbol and registry number. Change keys stamped with their keyset symbol. Cylinders stamped with their keyset symbol on the face of the plug. (Not available for high security cylinders, security cylinders or <i>Yale KeyMark</i> .) |
| VKC3 | Master keys stamped with their keyset symbol and registry number. Change keys stamped with their bitting. Cylinders stamped with their keyset symbol on the face of the plug. (Not available for high security cylinders, security cylinders or <i>Yale KeyMark</i> .) |
| CKC2 | Master keys stamped with their keyset symbol and registry number. Change keys stamped with their keyset symbol. Cylinders stamped with their keyset symbol in a concealed location. |
| CKC3 | Master keys stamped with their keyset symbol and registry number. Change keys stamped with their bitting. Cylinders stamped with their keyset symbol in a concealed location. (Not available for high security cylinders, security cylinders or <i>Yale KeyMark</i> .) |

The following examples indicate what will be stamped on the thumb (logo) side of the keys when the codes are used. (Thumb side is determined by holding the key normally in your right hand.)

1. KEYS FOR MASTER KEYED CYLINDERS

A. Master Keys:

| Code | Stamping | Location | Example |
|---------------------------------|---------------------------|-------------------------|---------------------|
| VKC0 | NONE | ----- | Keys will be tagged |
| VKC1, VKC2, VKC3, CKC3, or CKC3 | Registry Number Keyset | Top Line Bottom Line | R69596 GMA |
| No VKC or CKC | Registry Number Keyset | Top Line Bottom Line | R69596 GMA |

B. Change Keys:

| Code | Stamping | Location | Example |
|------------------------------|--------------------------|-------------------------|---------------------|
| VKC0 | NONE | ----- | Keys will be tagged |
| VKC1, VKC2 or CKC2 | Keyset NONE | Top Line Bottom Line | AA1 |
| VKC3, CKC3 or No VKC, No CKC | System + Bitting NONE | Top Line Bottom Line | E253653 |

CHANGE KEYS FOR KEYED RANDOM CYLINDERS

| Code | Stamping | Location | Example |
|------|--------------------------|-------------------------|---------|
| N/A | System + Bitting NONE | Top Line Bottom Line | E253653 |

3. CHANGE KEYS FOR 0-BITTED CYLINDERS

| Code | Stamping | Location | Example |
|------|----------|----------|---------|
| | NONE | | |

In addition, other standard practices for stamping Yale® keys are:

- For all *Yale* keys the keyway is stamped on the index finger side (non-logo side) of the key.
- The keyway will not be stamped on the key for stock keyway (Para), or keys for security cylinder, high security cylinders or *Yale KeyMark*®.
- "Do Not Duplicate" or any special stamping will be stamped on the index finger side (non-logo side) of the key.
- The *Yale* logo is standard on all keys unless otherwise requested.
- VKC1 is standard for all keys for high security cylinders, security cylinders and *Yale KeyMark*.
- VKC2, VKC3 or CKC3 is not available with high security cylinders, security cylinders or *Yale KeyMark*.
- All *Yale KeyMark* keys are coined on the index finger side of the key with the *Yale* logo. All stamping is done on the thumb side.



Keyed Order - Lead Sheet "A"

(Use with Keyed Order-Condensed Form)

Sheet _____ of _____

Date: _____

| | |
|-----------------|-----------------|
| Sold To: | Ship To: |
| | |

Purchase Order Number:

Date Required:

Job Name and Address

2 System Status

- New
- Existing Registry Number _____
Order Number _____
- Customer Bittings (please attach) _____

3 Highest Level Of System

- 1 - SKD
- 2 - MK
- 3 - GM
- 4 - GGM

4 System Type

- High Security
- IC
- Conventional
- Yale® Keymark®
- Other

**To avoid order delay please attach required documentation*

5 Keys

Keyway Selection:

- Stock - Para Stock GA Restricted
- Specific Keyway _____
- Number of Pins: 5 6 (Default) 7

Key Bow Style: _____

Key Stamping:

- *Refer to current price book for applicable stamping charges*
- VKCO - No No Bitting or Keyset Stamped - Keys Are Tagged
 - VKC1 - Visual Key Control - Keys Only
 - VKC2 - Visual Key Control - Keys and Cylinders
 - VKC3 - Visual Key Control - Cylinders Only
 - CKC2 - Concealed Key Control - Cylinders and VKC Keys
 - CKC3 - Concealed Key Control - Cylinders Only
 - Bittings (Standard for change keys)
 - DO NOT DUPLICATE
 - US PROPERTY DO NOT DUPLICATE
 - No Logo Keys Cylinder Face
 - Special Stamping: Die Stamp: New or Existing
 - Keyset and Bitting
 - Keyset in Lieu of Bitting

6 Key Quantity

Two cut change keys standard per lock/cylinder. Key blanks cannot be substituted for cut keys.

| Master Level | Qty. | Change Keys | Qty. |
|-----------------------------------|-------|--|-------|
| <input type="checkbox"/> GGM | _____ | Per Cylinder | _____ |
| <input type="checkbox"/> GM | _____ | Per KA Group | _____ |
| _____ | _____ | Per KD Cylinder | _____ |
| _____ | _____ | Total # of Keys Supplied | _____ |
| _____ | _____ | <i>No change keys provided when keyed to master key only</i> | |
| _____ | _____ | Special Functions Qty. | |
| <input type="checkbox"/> MK/Group | _____ | <input type="checkbox"/> Control | _____ |
| _____ | _____ | <input type="checkbox"/> CMK | _____ |
| _____ | _____ | <input type="checkbox"/> CMK Control | _____ |
| _____ | _____ | <input type="checkbox"/> Emergency | _____ |
| _____ | _____ | <input type="checkbox"/> SKD Control | _____ |
| _____ | _____ | <input type="checkbox"/> SKD CMK | _____ |
| _____ | _____ | <input type="checkbox"/> Blockout | _____ |
| <input type="checkbox"/> Other | _____ | <input type="checkbox"/> Maintenance | _____ |
| <input type="checkbox"/> Other | _____ | <input type="checkbox"/> Housekeeping | _____ |
| <input type="checkbox"/> Other | _____ | <input type="checkbox"/> Mechanical | _____ |
| _____ | _____ | <input type="checkbox"/> Janitorial | _____ |
| _____ | _____ | <input type="checkbox"/> Other | _____ |

7 Cross Keying

| Key Symbol | To Be Operated By |
|------------|-------------------|
| | |
| | |
| | |
| | |
| | |
| | |

8 Construction Master Keying

This Order Yes No

Establish For Future Use Only

This section does not refer to Temp. Construction Cores

Ship Construction Keys To:

Attention: _____



Keyed Order - Lead Sheet "B"

(Use with Keyed Order-Condensed Form)

Sheet _____ of _____
 Date: _____

Sold To:

Purchase Order Number:

Date Required:

9 Pricing

Order subject to the following pricing:

- Price List Dated _____
- Special Job Quote _____
- Date Quoted _____
- Quote Number _____

Discounts Quoted

- Cylindrical Locks _____
- Mortise Locks _____
- Auxiliary Locks _____
- Cylinders Only _____
- Exit Devices _____
- Exit Devices _____
- Door Closers _____
- Electrical Options _____
- Other _____
- Other _____

10 Packing and Marking

- Pack Change Keys With Locks (Standard)
- Pack Keys Separately (Std on HS, KM and CMK)

- Label Boxes:**
- Key Symbol
 - Door Number
 - Heading

Special Instructions for Change Keys:

11 Shipping Instructions for Master Keys

Ship Master Keys To:

Attention: _____

12 Bitting List

Provide Bitting List for This Order: Yes No
 Letter of Authorization: Attached

Mail Bitting List To:

Attention: _____

If Ship To for B/L is other than the end user B/L will not be sent unless LOA is attached.

13 Contacts

Name if individual in your organization who is knowledgeable about this project, should any clarification be necessary. (Please type or print.)

Name _____
 Phone _____
 Fax _____

Additional Information (Use Additional Sheets if Needed)

System Expansion Requirements, Special Remarks, etc.



Key Systems Information Request Form

Please fax to Key Systems Administration @ 800-338-0965

Date: _____

Key Systems Information

*Registry Number: _____

*Job Name and Location: _____

*Keyway: _____ Top Master Key Bitting: _____

Any Other Known System Information:

Information Requested:

Requested By: _____

Phone: _____ Fax: _____ Email: _____

Agency/Distributor Name: _____

Key System Administration Response:

Please attach a Letter of Authorization from the end user if requesting bitting information.

****Required Information***



WEBSITE

Yale Locks & Hardware's website at www.yalelocks.com is the place to go for all your *Yale* product information needs. Easy-to-navigate menus and intuitive icons allow simple and fast access to the latest on new products, as well as the most up-to-date catalogs, templates and installation instructions.

From the Yale website, you can click to the ASSA ABLOY eBusiness site. This site, for Yale account customers only, provides information about your orders, invoices and RGAs. See the eBusiness section below for more information.

EBUSINESS

Visit www.yalelocks.com to sign up for eBusiness access.

ASSA ABLOY Door Security Solutions provides sales and support for Yale Locks & Hardware.

To sign up for eBusiness, follow the simple instructions below. Register today!

eBusiness offers anytime access to:

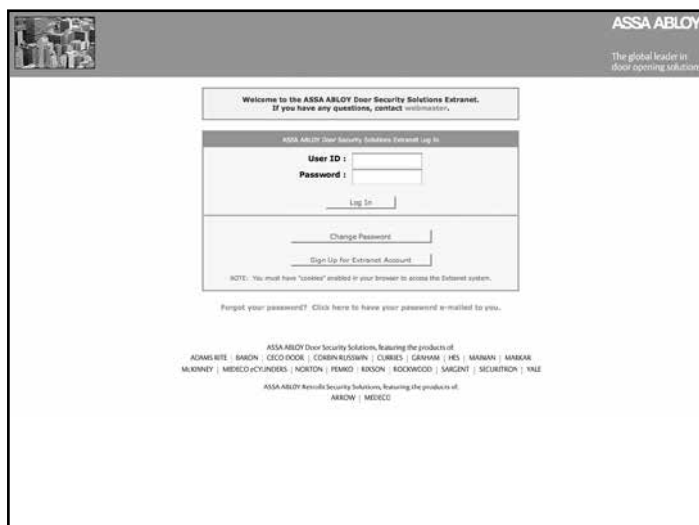
- Place Orders with On-Line Order Entry
- Order Status
- Order Check by P.O.
- Stock Status Check
- Cross Reference Guide
- Key Systems Administrative Forms
- Key Wizard® Ordering
- Newsletters
- Online Store
- Contact Webmaster
- Extended Literature (Price Books, Order Forms, Keyed Lead Sheets)
- Fax Program Signup
- Order Acknowledgement
- Invoice
- Return Good Authorizations

How to sign up for eBusiness:

Step 1: Visit our website at www.yalelocks.com.

Step 2: Click Extranet in top navigation bar.

Step 3: Click "Sign up for Extranet Account" to complete our eBusiness sign-up form.



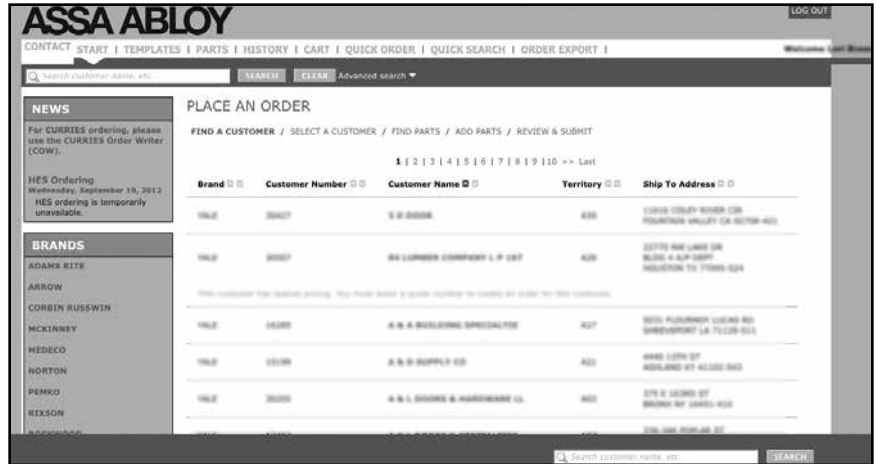


ONLINE ORDER ENTRY

Would you like to reduce the time to get your orders entered to the factory and eliminate errors associated with manual order entry?

Then try our on-line order entry system. Our convenient web-based order forms can help you submit your orders directly to the factory in minutes.

Contact your customer service representative who will be able to issue your user name and password as well as set up appropriate training sessions for you and your staff.



FAX PROGRAM

Would you like to receive your acknowledgements, invoices and Return Good Authorizations quickly and efficiently?

If so, ASSA ABLOY Door Security Solutions offers the Order Acknowledgement, Invoice and Return Good Authorization Fax Program. Please see the simple steps below to get signed up today!

Requirement: Valid eBusiness User ID and Password
(If you do not have an eBusiness User ID and Password, please refer to eBusiness Sign-up Section included in this Price Book.)

Step 1: Log into eBusiness. Go to "Customer Service".

Step 2: Click on "Fax Program Signup".

Step 3: Fill in appropriate information.

Step 4: Click on "Sign up for Fax Program!"





TERMS & CONDITIONS

ACCEPTANCE

Yale® reserves the right to decline an order, in whole or in part, when the type or quantity of goods or credit worthiness of the Purchaser is not satisfactory to us in our sole and absolute discretion.

Purchase Orders, Quote requests, Acknowledgements or the like issued by the Purchaser that have contrary standard terms and conditions are not binding on Yale, unless such terms and conditions are approved in a separate written agreement by Yale authorized representatives. In the event of an acceptance of Purchaser's Purchase Order by Yale, the Purchaser agrees that such acceptance is solely conditioned on Purchaser's acceptance of the terms and conditions set forth in this instrument, regardless of the terms and conditions specified in Purchaser's Purchase Order. The terms and conditions in Purchaser's Purchase Order which conflict with the terms and conditions of this instrument shall be disregarded and are hereby rejected, and this instrument shall constitute the entire agreement between Yale and the Purchaser.

In the event that Yale does not enforce or require strict performance of any term or condition hereof, or of any other document, instrument or other agreement relating to goods sold, such lack of enforcement or requirement of strict performance will not waive, affect or diminish any right of Yale to enforce or require strict performance of such term or condition in the future.

PRICES

All prices are subject to change without notice and are not guaranteed. All shipments will be made at prices in effect at the time of shipment.

Possession of this price list does not constitute an agreement to sell. We reserve the right to correct clerical, stenographic and other obvious errors at any time.

TERMS

Invoices dated the 1st through the 15th will be due for 2% discount on the *10th of the following month. Invoices dated the 16th through the 31st will be due for 2% discount on the *25th of the following month. *Net immediately thereafter. (Yale retains the right to sell or to decline to sell to any Customer for any reason whatsoever that in its judgment is deemed sufficient.)

It is understood that Yale may impose and charge a finance charge which is the lesser of one and one-half percent (1-1/2%) per month or the highest rate allowed by law on any amount which becomes past due and delinquent. Additionally the Customer shall be responsible for all collection costs, court costs and reasonable attorney's fees (where allowed by law) in connection with the recovery of any delinquent amount.

FREIGHT

All orders are shipped FOB factory/warehouse, except as expressly provided below. When delivered to the Transportation Company, the Purchaser assumes the risk of loss or damage in transit.

Customer orders with net product value in excess of \$7,000.00 will be shipped prepaid by the Yale carrier of choice to a single destination point in the United States.

Customer orders with net product value less than \$7,000.00 will be shipped prepaid by the Yale carrier of choice and freight and handling charges will be added to the customer's invoice. A minimum freight and handling charge of \$15.00 will be charged on orders with net product value of \$400.00 or less. The minimum freight and handling charge will not apply to orders for only Cut (bitted) keys of any type, Master keys, Master keyed cylinders or padlocks and factory generated biting lists that do not have any other product types included on the order. Freight on these orders will be charged as the percentage of invoice value.

For orders with net product value greater than \$400.00 and less than \$7,000.00, freight charges will be calculated as a percentage of the net invoice value and will be added to Customer's invoice. The percentage is based on the National U.S. Average On Highway Diesel Fuel Prices as reported by the US Department of Energy in effect at the beginning of each quarter. On the first Monday of each quarter, the new rate will be published on the Yale and Door Security Solutions extranet and will go into effect on the 2nd Monday of the quarter. Please refer to the Yale distributor extranet for the rate chart and information on the current freight charge percentage. The percentage in effect at the time of shipment of the order will be charged.

Great Grand Master keys, Grand Master keys, Master keys, Construction Master keys, Control Keys, and Change Keys which are shipped separate from customer order for security reasons, on orders with total net product value in excess of \$7,000.00 will be shipped prepaid by the Yale carrier of choice. If the total order value is less than \$7,000.00, the shipping charges will be added to Customer's invoice.

If a customer provides their own freight account number for the freight charges, Yale will apply a handling fee of \$25.00 to the invoice.

Expedited shipping options – If the customer requests an expedited method of shipment such as "Next Day Air" the charges will be prepaid by Yale and the full rate for the service, as published by the carrier, will be added to the customer's invoice.

Packing – Yale will pack, mark and ship the products according to its standard procedures for shipment, unless the parties agree, in writing, that Yale will comply with any special instructions provided by the customer. Special instructions must be submitted, in writing, at time of order placement. Compliance with special instructions may result in an increased price.

MINIMUM ORDER

Minimum order value for complete product is \$250.00 net product value. The minimum order value for parts orders is \$100.00 net product value. In the event that the net product value does not meet the required net minimum, Yale may, at its sole discretion (a) apply a minimum order charge, (b) reject the order or (c) waive the minimum requirement provided that the waiver of the requirement for one order shall not constitute a waiver of the requirement for any future orders.

The following products are exempt from this policy: Cut (bitted) keys of any type, Master keys, Master keyed cylinders or padlocks and factory generated biting lists.

QUOTATIONS

If Yale elects to offer a quote, such quote will be valid until the expiration date on that quote. Complete shipment of the order must be accepted by Purchaser within standard lead times.

The quote number must be referenced on the order. Any invoiced order that has the incorrect discount applied to it and did not have the quote number written on the order will have a service fee of \$100.00 net DEDUCTED from any sales credit issued for the difference in discount.

The quote is null and void if the Purchase Order does not include ALL product lines listed on the quote or if the quantities for any item covered by the quote deviate by 10% or more.

With the issuance and acceptance of a quote for the purchase of products, the Purchaser agrees that products so purchased will not be resold or transferred to any Distributor not authorized by Yale to sell its products. This would be inclusive of branches of the quoted Distributor. Failure to abide by this restriction may result in the Distributor's ineligibility for Quotations, or other actions at Yale discretion.

Yale and its sales representatives reserve the right, in their sole discretion and for any reason, to refuse a Distributor's request to quote a price other than the Yale standard list price and regardless of whether Yale or its sales representatives have previously quoted discounted prices to the Distributor on some or all of its orders.

NON-CATALOGED PRODUCTS

Products not cataloged or listed in this price book will be considered as special products, and will not be manufactured without prior written approval from Yale.

A minimum special handling charge of \$50.00 will be added for non-cataloged product. Any additional labor or material required will be charged accordingly. If products have already been made and/or are located in the shipping room, the 45% restocking fee will apply.

Special products require special handling, and therefore standard lead times may not apply. Please consult with your Yale® Sales Representative for further details.

CHANGES/CANCELLATION OF ORDERS

Changes or cancellations to an order will result in a charge of costs for material and labor expenses that have been incurred prior to notification from Customer. Handling charges are billed on Customer's



TERMS & CONDITIONS

original order. If products have already been made and/or are located in the shipping room, the 45% restocking fee will apply.

All Non-Cataloged Goods and Yale® Quick Ship Orders may not be changed or cancelled.

All change requests for goods, other than for the reasons stated above, must be submitted in writing to Customer Service within two (2) business days of receipt of acknowledgment of the order.

ADD-ON ORDERS TO QUOTE

Any new order requesting special pricing to match an existing quote number, which has already been ordered, will be accepted up to sixty (60) days after the acknowledgement of the original order. All add-on orders must reference the original factory order number and the corresponding quote number to receive the quoted pricing discount. Add-on orders for stock will not be accepted.

PACKAGING

Many items are defined as to Case Lot Packaging or Minimum Order. The Case Lot policy does not apply to hardware to be used on a specific hardware project.

DELIVERY

Orders will be acknowledged and given a scheduled delivery date based on estimated manufacturing lead times. Complete information is required to process all orders. Orders with insufficient information for processing (i.e. door sizes, handing, etc.) may be subject to extended lead times which are relative to the time required in obtaining the necessary information for order processing. Manufacturing lead time will begin once all information is received to process an order. Yale will use reasonable efforts to deliver products as estimated, but makes no guarantees as to delivery dates.

Yale will not be liable for back charges incurred based on availability of product or as a result of delays in delivery caused by insufficient information required to process an order. Yale will not be held responsible for delays in delivery caused by strikes, fires, floods or any other causes beyond our control, including the delivery of material to us. Under no circumstances shall Yale be liable or accountable for consequential damages due to failure of delivery.

CLAIMS

In the event of Company or Customer error, claims for shortages, pricing errors and/or incorrectly filled orders must be submitted in writing to Customer Service within thirty (30) days from receipt of material.

Any claims for shortages or damage by the Carrier must be made by the Customer directly to the Carrier.

INVOICE DEDUCTION

A Yale Sales Representative or Customer Service Representative must be notified of any disputed invoices within sixty (60) days from the date of invoice. Deductions should only be taken for the disputed amount and the balance of the invoice is due and payable within standard payment terms.

RETURNED GOODS

It is the policy of Yale to not accept returns of any materials that are correctly furnished as per the Distributor's Purchase Order. Return of product due to customer order error or accommodation must be pre-arranged with Yale and approved in writing by Yale Sales Management.

All products returned as "Goodwill" must meet the following criteria to be considered a return:

- Be in original, unmarked and undamaged cartons.
- Be valued in excess of \$250.00 net.
- Shipped and invoiced within the previous 120 days.
- Custom, non-cataloged goods, master-keyed or Yale Quick Ship product is not returnable.

A MINIMUM restocking fee of 45% will be charged. Upon receipt and verification by Yale that the returned merchandise meets the foregoing conditions, a credit will be issued for the original invoice amount less the MINIMUM 45% restocking fee.

"Goodwill" products that meet the foregoing criteria may be returned by fulfilling the following conditions:

- Send an RGA request in writing to the Yale Sales Representative serving the Purchaser's area.
- Ensure the RGA labels that are sent to Purchaser by Yale are visible on return goods shipment.
- Ensure that the RGA number appears on the return shipment label and is legible.
- Return the authorized merchandise within sixty (60) days from the date of RGA issuance date.
- Return shipments must be freight prepaid to the location specified on the RGA. Yale is not liable for damages to product during shipping.

No credit may be taken or issued prior to RGA approval and receipt of product.

All defective goods within the terms of our limited warranty may be returned for credit or replacement.

TAXES

Prices do not include any present or future Federal, State, or Local property, license, privilege, sales, use, excise, gross receipts or other like taxes or assessments, which may result from transactions or any services performed in connection herewith.

GOVERNING LAW

The rights and obligations of the parties shall be governed by the laws of the State of North Carolina, excluding any conflicts of law provisions. The United Nations Convention on Contracts for the International Sale of Goods shall not apply to this Agreement.

LIMITED WARRANTY

The Terms and Conditions outlined above are subject to the Yale Limited Warranty, which is included in this Price List and incorporated herein by reference.

PRODUCT MODIFICATIONS

Yale products are not designed or intended for aftermarket modification. The warranty on Yale products becomes void if the product is modified in any way, regardless of whether the modification causes or contributes to any alleged defect. Warranty voiding modifications include, but are not limited to, third-Party electrification of non-electric products and/or the installation of non-approved or non-Yale components.

If a Yale product is modified it no longer meets industry certification and quality control standards applicable to the original product and is no longer a genuine Yale product. A modified product may not be sold as a Yale product and no Yale® trademarks or certification marks based on the original Yale product, such as U.L. or ANSI/BHMA marks, may appear anywhere on the modified product or on any packaging, literature, or instructions sold with the modified product.

All original Yale branded packaging and literature carries Yale trademarks and must be destroyed if the original Yale product is modified. Portions of the product that carry a Yale trademark or certification mark must be discarded and/or replaced by the party making the modification. U.L. and other certification testing and marking are also the responsibility of the party making modification. The use of Yale trademarks on modified products constitutes trademark infringement.

CYLINDERS FOR COMPETITOR PRODUCTS

Cylinder Service Fee: YALE cylinders or cores for use in non-YALE manufactured locking devices for which YALE has an equivalent, will be assessed an additional Cylinder Service Fee. This fee applies to masterkeyed cylinder only orders, 1 bitted high security cylinders and zero or 1 bitted restricted cylinder orders



TERMS AND CONDITIONS

FIRE RATED OPENINGS

Any retrofit or other field modification to a fire rated opening can potentially impact the fire rating of the opening, and Yale makes no representations or warranties concerning what such impact may be in any specific situation. When retrofitting any portion of an existing fire rated opening, or specifying and installing a new fire-rated opening, please consult with a code specialist or local code official (Authority Having Jurisdiction) to ensure compliance with all applicable codes and ratings.

TRADEMARK USE POLICY: ASSA ABLOY AMERICAS

The following policy ("Policy") of ASSA ABLOY Americas ("ASSA ABLOY"), and all of its affiliated group companies (collectively, the "Group Companies"), applies to the use of certain intellectual property of all such Group Companies, including all trademarks, names, logos, product images, and related information (the "ASSA ABLOY Marks"). ASSA ABLOY Marks are proprietary and critical to the success of ASSA ABLOY and the Group Companies, and may only be used in strict compliance with this Policy.

This Policy covers any person or entity reselling any product of any Group Company with the consent of such Group Company (each, an "Approved Reseller"). Each Approved Reseller has a non-exclusive right to use certain of the ASSA ABLOY Marks relating to any of the Group Companies for which it is an Approved Reseller, subject to the following conditions:

- (1) Approved Reseller's use of ASSA ABLOY Marks must be truthful, fair, and not misleading;
- (2) Approved Reseller's advertising must clearly indicate that it is advertising of the Approved Reseller, and is not advertising of ASSA ABLOY;
- (3) Approved Reseller may not use any ASSA ABLOY Marks as part of or in connection with a domain name;
- (4) Approved Reseller's advertising must not imply or suggest an association between the Approved Reseller and ASSA ABLOY other than that of buyer and seller;
- (5) Approved Reseller's use of ASSA ABLOY Marks must be a positive representation of ASSA ABLOY, the Group Companies, and their products;
- (6) Approved Reseller's trade name must be more predominant on Approved Reseller's advertising than the ASSA ABLOY Marks;
- (7) Approved Reseller's use of ASSA ABLOY Marks must include the trademark symbol ® or TM, as appropriate, along with the following trademark legend printed in legible text on the Web page or document containing ASSA ABLOY Marks:
"[describe ASSA ABLOY Marks] are trademarks or registered trademarks of ASSA ABLOY, Inc. or one of its affiliates in the United States and other countries.";
- (8) Approved Reseller must not make modifications of any ASSA ABLOY Marks; and
- (9) Approved Reseller may use only ASSA ABLOY Marks associated with the Group Companies for which it is an Approved Reseller (e.g., an Approved Reseller that sells Group Company X products but not Group Company Y products may use Group Company X trademarks in connection with its sale of Group Company X products, but may not use Group Company Y trademarks).

ASSA ABLOY reserves the right to review Approved Reseller's usage of ASSA ABLOY Marks at any time and may:

- (a) require changes to the use of ASSA ABLOY Marks at any time in its sole discretion, which changes must be implemented within 30 days of written notice to Approved Reseller;
- (b) condition the use of ASSA ABLOY Marks on ASSA ABLOY's prior approval of such use, which approval may be withheld in its sole discretion;
- (c) revoke permission to use ASSA ABLOY Marks at any time for any or no reason upon 30 days prior written notice to Approved Reseller; and
- (d) revoke permission to use ASSA ABLOY Marks immediately upon notice to Approved Reseller in the event Approved Reseller is in violation of this Policy, or of any other agreement with ASSA ABLOY or any Group Company.

Approved Reseller's right to use ASSA ABLOY Marks in no way conveys to Approved Reseller any proprietary or economic interest in any ASSA ABLOY Marks.

Use of ASSA ABLOY Marks in violation of this Policy may result in severe civil and criminal liabilities. ASSA ABLOY will vigorously enforce this Policy by seeking all appropriate legal remedies, including, but not limited to, pecuniary damages and injunctive relief.

TECHNICAL INFORMATION AND ADVICE

(a) All designs, data, and specifications provided by Company are proprietary and will not be disclosed or reused by Customer without the prior written consent of Company; (b) Company assumes no obligation or liability for any advice given by Company, the results obtained, or damages incurred, and all such advice is given and accepted at Customer's risk.

For Terms & Conditions and Warranty information pertaining to product sales in Canada, please visit www.assaabloy.ca/terms.



LIMITED WARRANTY

Yale Security, Inc. (the "Company") warrants that its products sold under the Yale® trade name in the United States of America are free from defects in work-manship and materials under normal use and service.

This warranty does not cover defects or damage arising from improper installation, lack of or improper maintenance, improper storage, shipping and handling, corrosion, erosion, ordinary wear and tear, misuse, abuse, accident, unauthorized service, or use with unauthorized non-Yale products or parts. This warranty is void if any modification is made to the product, regardless of whether the modification causes or contributes

to the alleged defect. All modifications are made at the risk of the party making the modification.

The only liability of the Company in tort or contract whether under this warranty or otherwise shall be limited to the repair or replacement of any product or component part which shall prove defective as covered by this warranty, within the stated time frame listed below, after delivery to the original purchaser.

Locks

| | |
|---|----------|
| 8800 series mortise locks | 10 years |
| 8800 electrified series mortise locks | 2 years |
| 5400 series cylindrical knob locks (Discontinued October 2015) | 2 years |
| 5400CK series cylindrical knob locks | 10 years |
| 5400LN series cylindrical lever locks | 7 years |
| 5400LN electrified series cylindrical lever locks | 2 years |
| 5300LN series cylindrical lever locks | 5 years |
| 5300LN electrified series cylindrical lever locks | 1 year |
| 4600 series cylindrical knob locks | 3 years |
| 4600LN series cylindrical lever locks | 3 years |
| 4700 series cylindrical knob locks (Discontinued October 2015) | 5 years |
| 4700LN series cylindrical lever locks | 5 years |
| 4700LN electrified series cylindrical lever locks | 1 year |
| 4800LN series interconnected locks (Discontinued April 1, 2016) | 1 year |
| 6400LN series monolock/retrofit | 7 years |
| inTouch® series touchscreen access locks (Discontinued October 1, 2016) | 3 years |
| nexTouch™ Keypad Access Lock | 3 years |
| All other locksets | 1 year |

Multi-point Locking Systems

| | |
|--|---------|
| 7180(F)TD multi-point exit device | 7 years |
| 7370 series multi-point auto deadlock | 7 years |
| 7380(F) series multi-point auto deadlock | 7 years |

Other

| | |
|--|----------|
| 5400LN & 5300LN series cylindrical locks against lever sag and lever spring breakage | Lifetime |
| Yale® KeyMark® keys | Lifetime |
| All other Yale products | 1 year |

Electromechanical:

All components of electromagnetic products are covered by a limited warranty period of one year after invoice date thereof of the original purchaser from us.

Keying Systems:

All bittings shall be originated or authorized by the Yale Key Systems Department to be compatible with one another in a specific type of cylinder (conventional, patented, security, high security, interchangeable core) and within a particular keying system.

Warranty for Cylinders Factory or Field Combined:

Cylinders shall be periodically lubricated depending on environmental conditions. Dry graphite, molybdenum disulfide or Polylube™ are recommended. Petroleum based liquid lubricants should only be used in cylinders in harsh or corrosive environments and should not be mixed with dry lubricants. Cylinder and/or core warranty will be voided if used in non-Yale locking devices.

Warranty for Cylinders Field Combined:

- Keys shall be cut to the Yale key biting specifications required for the particular keyway and depth system.
- All pin lengths shall be selected according to prevailing factory standards.
- Original Yale cylinders and cylinder components, including pin tumblers and key blanks, shall be used. We reserve the right to void the warranty if we deem that a malfunction is a result of non-original components which do not conform to Yale standards.

Exit Devices and Trims

| | |
|---|----------|
| 1500 series exit devices | 1 year |
| 1800 series exit devices | 3 years |
| 2100 series exit devices | 3 years |
| 6000 series exit devices | 10 years |
| 7000 series exit devices | 5 years |
| Electrified exit devices | 2 years |
| 600F series exit device trims | 5 years |
| 580F and 540F series exit device trims | 3 years |
| 440F series exit device trims | 2 years |
| All other exit device and trim products | 1 year |

Door Controls

| | |
|--|----------|
| 4400, SC400/SC4400 (Discontinued April 2013) and 3000 series closers | 25 years |
| 51 series closers | 15 years |
| 2500 (Discontinued September 2012) and 5100 series closers | 5 years |
| All other door controls | 10 years |

Authorized Channel Partner Products

| | |
|---------------------------------------|---|
| Affinity® smart card locks | 1 year |
| Symphony® series mortise locks | 10 years mechanical, 2 years electrical |
| Symphony® series cylindrical locks | 7 years mechanical, 2 years electrical |
| Symphony® series exit device hardware | 5 years mechanical, 2 years electrical |

Finishes

| | |
|---------------------------------|----------|
| PVD (Discontinued January 2012) | Lifetime |
| All other finishes | 1 year |

Product repair or replacement, or associated charges, will not be accepted under this warranty unless prior authorization from Yale has been given. Upon receipt of products returned for repair or replacement, we will determine whether products qualify for repair or replacement under this warranty. If they do not, we will obtain authorization prior to proceeding. We have no liability to pay any costs of repair performed by anyone other than qualified personnel authorized by Yale prior to the work being done.

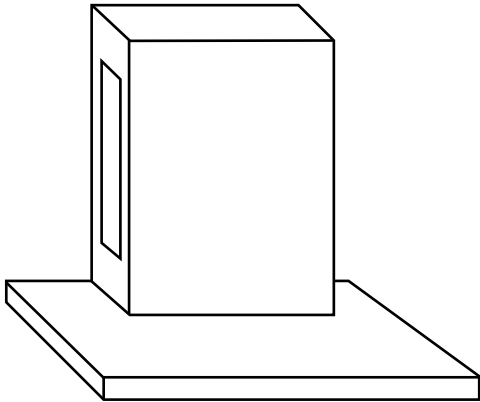
The Company will not pay for the cost of repair performed other than in accordance with this warranty. Written notice of a product or component part believed to be defective as covered by this warranty should be sent to Yale Security, Inc., 1902 Airport Road, Monroe, North Carolina 28110, and should include your name and address, an identification of the product or component part and a brief description of the defect. Upon receipt of such notice, the Company will inform you where to ship such product or component part, shipping charges prepaid for examination and, in the event such examination reveals a defect covered by this warranty, the product will be repaired or replaced. The Company reserves the right to replace discontinued product with an equivalent product as deemed by the Company.

THIS WARRANTY IS IN LIEU OF ALL OTHER EXPRESS WARRANTIES. TO THE EXTENT PERMITTED BY LAW, ALL IMPLIED WARRANTIES ARE LIMITED TO THE DURATION OF THIS WARRANTY. YALE SECURITY, INC. SHALL NOT BE LIABLE FOR ANY INCIDENTAL OR CONSEQUENTIAL DAMAGES. SOME STATES DO NOT ALLOW LIMITATIONS ON HOW LONG AN IMPLIED WARRANTY LASTS OR THE EXCLUSION OR LIMITATION OF INCIDENTAL OR CONSEQUENTIAL DAMAGES, SO THE ABOVE LIMITATION OR EXCLUSIONS MAY NOT APPLY TO YOU. THIS WARRANTY GIVES YOU SPECIFIC LEGAL RIGHTS, AND YOU MAY ALSO HAVE OTHER RIGHTS WHICH VARY FROM STATE TO STATE.

General Procedure

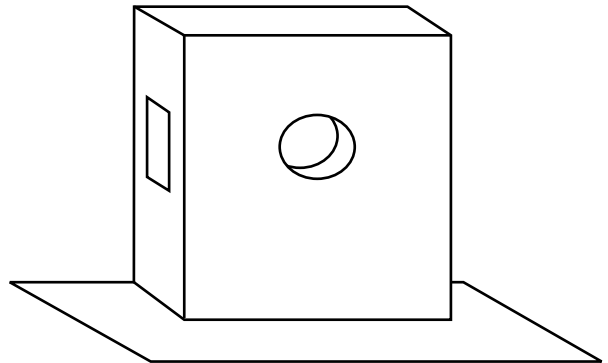


DISPLAY MOUNTS



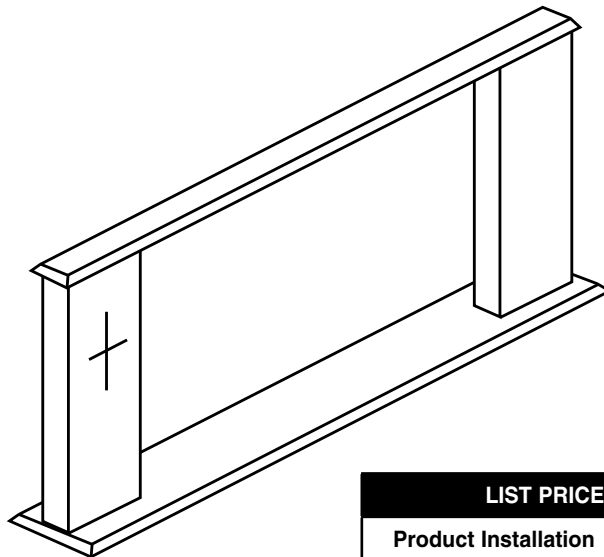
#202 10" WIDE MORTISE LEVER HANDLE
Oak Finish
13-0202-9002-999

| LIST PRICE | |
|----------------------|----------|
| Product Installation | \$45.00 |
| Mount Only | \$146.00 |



#112 CYLINDRICAL FOR 5400LN/5300LN
2-3/4" or 2-3/8" Backset
Oak Finish
13-5400-0001-999

| LIST PRICE | |
|----------------------|---------|
| Product Installation | \$45.00 |
| Mount Only | \$83.00 |



| LIST PRICE | |
|----------------------|----------|
| Product Installation | \$46.00 |
| Mount Only | \$264.00 |

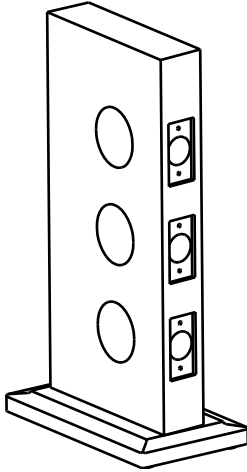
| PART NUMBER | MODEL NUMBER | FOR DEVICE |
|------------------|--------------|------------------|
| 60-7000-9380-999 | 380* | 7100 X Exit Only |
| 60-7000-9381-999 | 381* | 7100 X 626F |
| 60-7000-9382-999 | 382* | 7100 X 633F |
| 60-7000-9383-999 | 383 | 7130 X Exit Only |
| 60-7000-9384-999 | 384 | 7130 X 656F |
| 60-7000-9385-999 | 385 | 7130 X 673F |
| 60-7000-9386-999 | 386* | 7110 X Exit Only |
| 60-7000-9387-999 | 387* | 7110 X 626F |
| 60-7000-9388-999 | 388* | 7110 X 633F |

*Can also be used for 6000, 2100 or 1800 series devices.



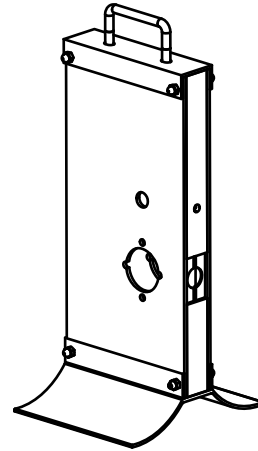
DISTRIBUTOR LIST PRICES

DISPLAY MOUNTS (CONTINUED)



DEADBOLT MOUNT
Shows 3 deadbolts
Oak Finish
13-0118-9005

| LIST PRICE | |
|----------------------|----------|
| Product Installation | \$66.00 |
| Mount Only | \$367.00 |



nexTouch™
Cylindrical for NTB600 Series
Plexi/Steel
022234

| LIST PRICE | |
|----------------------|----------|
| Product Installation | \$62.00 |
| Mount Only | \$349.00 |



DISTRIBUTOR LIST PRICES





KEY SYSTEMS SECURITY POLICY

The purpose of this security policy is to enforce our policies concerning high security, security and protected keyway product, as well as master key system information. The purpose for the establishment of any security system is to provide an increased level of protection for the Facility owner.

No master key system information or security related product is to be given or sold to anyone other than the Facility owner through written correspondence. Verification must be submitted (fax copy will be acceptable) to Key Systems Administration. The verification must be on the Facility's letterhead and signed by a Facility authorized systems administrator. Key Systems Administration does not maintain "Letters of Authorization" on file. Each order must be accompanied by proper authorization.

Only after the authorization has been verified will the order be processed for production.

This security policy refers to the following:

- Bitting information (even one bitting, absolutely no top-level master keys)
- Bitting lists (all formats; i.e., hard copy, disc)
- High Security systems
- Keyblanks and systems components
- Protected keyway systems
- Security cylinder systems

No orders are to be processed through Key Systems Administration without proper authorization.

Only orders with appropriate authorization attached will be given priority.

Requests for Systems information without proper authorization from the owner will be denied.

Requests for information regarding the purchase of any systems support products as listed above will be referred to the local authorized sales agency.

KEY SYSTEMS ADMINISTRATION

CUSTOMER BITTINGS AND SAMPLE KEYS: (MASTER KEYING OR CMK CHARGES NOT INCLUDED)

| PRODUCT DESCRIPTION | | LIST PRICE |
|-----------------------------------|-----|------------|
| Customer Bittings and Sample Keys | ADD | \$16.00 |

NOTE: All cylinders requested to be keyed to combinations not supplied by Yale will be subject to this charge. Yale releases all liabilities to systems generated by customer-supplied bittings and/or sample keys that are supplied by others. Purchase orders with customer-supplied bittings or sample keys not meeting Yale's specifications will be processed "0" bitted in the specified keyway.

CROSS KEYING: (NO CHARGE)

Disclaimer: Yale reserves the right to release total liability of any factory-generated master key system which incorporates cross keying, both controlled and uncontrolled. A master key system incorporating cross keying yields less security and jeopardizes system expansion.

Controlled Cross Keying: A condition in which two or more different keys of the same level of keying and under the same higher level key(s) operate one cylinder by design; e.g., XAA1 operated by AA2.

Uncontrolled Cross Keying: A condition in which two or more different keys under different higher level keys operate one cylinder by design; e.g., XAA1 operated by AB, AB1.



KEY SYSTEMS ADMINISTRATION

HOTEL LOCKS/CYLINDERS

When ordering a factory-keyed system that includes hotel function locks that are to be operated by the GMK, MK and change keys, all cylinders in the system have to be 7-Pin length with 7-Pin keys.

BITTING LISTS

A letter of authorization from the end user is required to release a copy of the bitting list for a factory established system. To protect the security of keying systems, bitting lists will only be sent to the end user or his designated agent, via Certified Mail Return Receipt Requested or UPS AOD. Copies will not be transmitted via fax. The complete name and address where the bitting list is to be sent must be indicated on the letter of authorization and on the purchase order.

| NUMBER OF BITTINGS | DISCOUNT OF 50% ONLY |
|--------------------|------------------------------------|
| 1-50 | \$190.00 |
| 51-200 | \$292.00 |
| 201-1000 | \$390.00 |
| 1001-3000 | \$492.00 |
| 3001-6000* | \$569.00 |
| 6001-9000* | \$854.00 |
| Over 9000* | Consult Key Systems Administration |

*Lead times may vary; consult Key Systems Administration

NOTE: Bitting Lists requested for keysets ordered with factory keyed product for either a new or existing system will be provided at no charge, except when KeyWizard® disc requested. For existing system, pricing above will apply, for new system, see Key Management section below.

- Additional Bittings or P.O.'s for Bitting Lists Only – **EXISTING MASTER KEY GROUPS**
Up to 10 **total** for keysets tied to **existing** master key groups will be provided at no charge
11 or more bittings will be charged per above chart
- Additional Bittings or P.O.'s for Bitting Lists Only – **NEW MASTER KEY GROUPS**
Regardless of the quantity being requested, will be charged per above chart

Bitting lists will be billed at 50% off of list price – No additional discounts will apply.

These prices are for a hierarchial Master Key system with no cross-keying of selected keys.
For special requirements or for systems prior to 1999, consult Key Systems Administration for a quote.

Yale releases all liabilities for cylinders not pinned to factory master key systems.

Yale is not liable for cylinders pinned incorrectly in the field.

KEY MANAGEMENT

Key Wizard®: Special online ordering procedures – contact customer service for more information.

KEY WIZARD®: (Discount of 50% Only)

| PRODUCT DESCRIPTION | LIST PRICE |
|---|------------|
| Key Wizard® Single Version | \$1,148.00 |
| Key Wizard® Network Version | \$1,381.00 |
| Upgrade from Single Version to Network Version | \$694.00 |
| New Yale® factory key system formatted for importing to Key Wizard®. For existing systems, see Bitting Lists pricing above. NOTE: Not available for key systems established prior to 1999. May not be available for systems since 1999. Consult Key Systems Administration for eligibility of system. | \$543.00 |



KEYING CHARGES AND KEYS

KEYING CHARGES: (Discounted with Product)

| PRODUCT DESCRIPTION | | LIST PRICE |
|--|-----|------------|
| Masterkeying, Grand Masterkeying, Great Grand Masterkeying (all cylinders except security cylinders and IC cores) | ADD | \$16.00 |
| MK, GMK, GGMK for 5000, U5000 Series Security Cylinders | ADD | \$0.00 |
| MK, GMK, GGMK for 1210, 1220, 1210H, or A600 IC Cores | ADD | \$0.00 |
| Cylinder or Lock Operated by Two or More Keys Not MK or GMK | ADD | \$16.00 |
| Customer Bittings and Sample Keys (Discount of 50% Only) | ADD | \$16.00 |
| Construction Masterkeying suffix CMK or CGMK (in addition to masterkeying charges) NOTE: Not available with 5000, U5000 Series Security Cylinders. | ADD | \$16.00 |
| Schlage C Keyed Alike (KA) keying charge | ADD | \$12.00 |
| 7-Pin Cylinders, Locksets, Deadlocks (add to each cylinder) | ADD | \$2.00 |

KEYS:

| PRODUCT DESCRIPTION | LIST PRICE |
|---|------------|
| <u>MASTER KEYS. CONSTRUCTION MASTER KEYS. CONTROL KEYS:</u> | |
| Standard Bow All Keys (except Security Keys) Add Change Break Out Key | \$10.20 |
| "A" or "F" Bow All Keys (except Security Keys) Add Change Break Out Key | \$10.50 |
| Security Keys (see page 37-38) | \$13.00 |
| Extra Standard Bow Change Keys ordered with cylinder/lockset Change Keys/Cut Keys ordered separately priced on page 29 | \$3.40 |
| Extra "A" or "F" Bow Change Keys ordered with cylinder/lockset Change Keys/Cut Keys ordered separately priced on page 29 | \$3.70 |

NOTE: Two cut change keys are standard per lockset/cylinder. Keyblanks cannot be substituted for cut keys. Cylinders pinned directly to GMK or MK level keys do not include two cut keys. MK and GMK keys are ordered as a separate item.

**STAMPING CHARGES****STAMPING: (Discounted with Product)**

| DESCRIPTION | LIST PRICE |
|---|------------|
| Stamping letters or numbers on cylinder or padlock body (VASCP or CASCP) | \$4.00 |
| Stamping letters or numbers on keybows in lieu of keyset symbols or bittings (max. 8 characters) | No Charge |
| Stamping letters or numbers on keybows in addition to keyset symbols or bittings (max. 8 characters) (per key) (VASK) | \$4.00 |
| Stamping letters or numbers on keyblanks (max. 8 characters) (per key) (VASK) | |
| Special stamping on keybows - "Do Not Duplicate", "US Property - Do Not Duplicate" | No Charge |
| Special stamping on keybows with custom or existing die stamp (per key) | \$4.00 |
| New custom die stamp - one time charge | \$840.00 |

VISUAL KEY CONTROL: (Discounted with Product)

| DESCRIPTION | | LIST PRICE |
|--|-----|------------|
| VKC0 - No stamping except keyway designation (keys will be tagged) | ADD | \$4.30 |
| VKC1 - Keys only | | No Charge |
| VKC2 - Cylinder and keys* | ADD | \$8.00 |
| VKC3 - Cylinders only* | ADD | \$8.00 |

NOTE: See page 7 for code definitions and examples

CONCEALED KEY CONTROL: (Discounted with Product)

| DESCRIPTION | | LIST PRICE |
|--------------------------------|-----|------------|
| CKC2 - Cylinders with VKC Keys | ADD | \$8.00 |
| CKC3 - Cylinders only* | ADD | \$8.00 |

*Not available for Yale® KeyMark®, security and high security cylinders.

NOTE: See page 7 for code definitions and examples.



KEYS

LEGEND:

STOCK SECTION: Includes PARA/EIR

SINGLE SECTION: Includes G, S, T Single Series Sections. (GA, GB, GC, GD, GF, GG, GH, SA, SB, SC, SD, SE, SF, SG, SH, TA, TB, TC, TD, TE, TF, TG, TH)

MULTIPLY SECTIONS: Includes any combination of G, S, T Series Sections. (GST, GMK, GAH, GBG, GCE, GDF, SMK, SAH, SBG, SCE, SDF, TMK, TAH, TBG, TCE, TDF)

RESTRICTED SECTIONS: Includes K, L, P, V, Y, Z Series Sections.

KEY BLANKS:

.51 PIN TUMBLER

| MODEL # | OLD LIST NUMBER | STOCK SECTION | SINGLE SECTION | MULTIPLY SECTIONS | RESTRICTED SECTIONS |
|---------------|-----------------|---------------|----------------|-------------------|---------------------|
| RN8 | 8 N.S. | \$2.04 | \$2.04 | \$4.98 | \$5.30 |
| RN11 | 11 N.S. | | | | |
| RN117 (7 Pin) | 117 | \$3.54 | \$4.76 | | |
| RN411 | 411F | | | | |
| FN411 | — | \$4.05 | \$5.00 | \$5.22 | \$5.50 |
| FN411S | 411FS | | | | |

NOTE: All standard key blanks in the above section are sold in multiples of 50 pieces only.

CUT KEYS:

| MODEL # | OLD LIST NUMBER | STOCK SECTION | SINGLE SECTION | MULTIPLY SECTIONS | RESTRICTED SECTIONS |
|---------------|-----------------|---------------|----------------|-------------------|---------------------|
| RN8 | 8 N.S. | \$11.38 | \$11.38 | \$11.88 | \$12.28 |
| RN11 | 11 N.S. | | | | |
| RN117 (7 Pin) | 117 | \$11.38 | \$11.88 | | |
| RN411 | 411F | | | | |
| FN411 | — | \$11.38 | \$12.38 | \$12.88 | \$13.28 |
| FN411S | 411FS | | | | |

| | | | |
|--------------|-----------------------------|-----|--------|
| NOTE: | For "A" or "F" Bows per key | ADD | \$0.30 |
|--------------|-----------------------------|-----|--------|

NOTE: Security systems typically use the "A" key bow, although conventional systems blanks. All orders for security key blanks must be specific and reference the master key systems registry numbers, if existing. All orders for security key blanks must also be accompanied by proper authorization. See page 39 for security key blank prices.

CONTROL KEY BLANKS

| MODEL # | PRODUCT DESCRIPTION | LIST PRICE |
|---------|--|------------|
| FN117C | For 1210 Core "0" Bitted 6-Pin with #1 7th cut | \$9.20 |
| FN118C | For 1220, 1210H Cores "0" Bitted 7-Pin with #1 8th cut | |

NOTE: Bows of control key blanks are stamped "CONTROL."

COMPETITOR KEYWAYS

KEYWAYS AVAILABLE: Best® = A, B, C, D, E, F, G, H, J, K, L and M
Schlage® = C

| MODEL # | PRODUCT DESCRIPTION | LIST PRICE |
|---------|---|------------|
| BN67 | 6/7-Pin Keyblanks for Best®. Specify Keyway. | \$2.14 |
| SC11 | 6-Pin Keyblanks for Schlage®. Specify Keyway. | \$2.14 |



KEY BLANKS

.51 PIN TUMBLER

| MODEL # | OLD LIST NUMBER | STOCK SECTION | SINGLE SECTION | MULTIPLY SECTION |
|---------|----------------------------|---------------|----------------|------------------|
| RN9 | 9, 9 1/2-109, 109 1/2 N.S. | \$2.25 | \$2.44 | \$3.68 |

EMERGENCY KEYS

| MODEL # | STOCK SECTION |
|-------------------------------------|---------------|
| E503 (used for cylindrical locks) | \$2.78 |
| E203 (used for mortise locks) | |
| E502 (used for D291/D292 deadbolts) | |



CONSTRUCTION CORE PROGRAMS

CONSTRUCTION CORES: (Discount with Product)

PROGRAM A: LARGE FORMAT INTERCHANGEABLE CORES

ALL locksets and cylinders ordered with large format interchangeable temporary cores will be provided with keyed alike standard 1210 or 1220 temporary cores.

| PRODUCT DESCRIPTION | | LIST PRICE |
|---------------------------|-----|------------|
| 1210 6-Pin Temporary Core | ADD | \$60.00 |
| 1220 7-Pin Temporary Core | ADD | \$62.00 |

When ordering locksets to be used with Yale® KeyMark® permanent cores, use the following cylinder designations (no full cylinder deduct with the Added to Lock price):

| TYPE | MODEL NUMBER* | ADDED TO LOCK | ORDERED SEPARATELY |
|-----------------|---------------|---------------|--------------------|
| Mortise x 6-Pin | K825 x CT6LL | \$60.00 | \$133.00 |
| Mortise x 7-Pin | K825 x CT7LL | \$62.00 | \$135.00 |
| Rim x 6-Pin | K845 x CT6LL | \$60.00 | \$133.00 |
| Rim x 7-Pin | K845 x CT7LL | \$62.00 | \$135.00 |

*Note: These LFIC cylinders are not discounted with the product.

PROGRAM B: SMALL FORMAT INTERCHANGEABLE CORES

Option 1 - Disposable SFIC (K925)

All locksets and cylinders will be provided with disposable thumbturn type cores. No keys are required. These cores are disposable and cannot be returned.

| PRODUCT DESCRIPTION | ADDED TO LOCK | ORDERED SEPARATELY |
|---|---------------|--------------------|
| Mortise/Rim - order K625/K645 x CT6SD for 6-Pin and CT7SD for 7-Pin | \$0.00 | \$73.00 |
| Mortise Tapered - order K635 x CT6SD for 6-Pin and CT7SD for 7-Pin | | \$76.00 |
| Cylindrical - order K925 x CT6SD for 6-Pin and CT7SD for 7-Pin | | See Below |

Option 2 - Lockable SFIC (K926)

All locksets and cylinders will be provided with keyed alike standard SFIC cores that are unrelated to the permanent master key system. Temporary operating and control keys are required; quantities must be specified. At the completion of the construction phase, these temporary cores may be returned.

| PRODUCT DESCRIPTION | ADDED TO LOCK | ORDERED SEPARATELY |
|--|---------------|--------------------|
| Mortise/Rim - order K625/K645 x CT6SL for 6-Pin or CT7SL for 7-Pin | \$30.00 | \$103.00 |
| Mortise Tapered - order K635 x CT6SL for 6-Pin or CT7SL for 7-Pin | | \$106.00 |
| Cylindrical - order K926 x CT6SL for 6-Pin or 7-Pin | | See Below |

PROGRAM C: SFIC PRODUCTS ORDERED SEPARATELY.

| PRODUCT DESCRIPTION | | LIST PRICE |
|---|------|------------|
| K925 Disposable Cores (for 6- or 7-Pin) - order in multiples of ten | EACH | \$4.90 |
| K926 (for 6- or 7-Pin) Lockable Cores - order in multiples of ten | EACH | \$30.00 |

CUT KEYS: Specify the required number of change keys and control keys on the order. Two control keys are provided at no charge. Two change keys are provided at no charge for the first 20 units ordered. One additional change key is provided for every 10 additional units at no charge. Additional keys will be invoiced at control key price.

PERMANENT CORES: Use a separate purchase order or line item to order the permanent cores. Permanent cores will be discounted the same as the product in which the core will be used if the order is marked with the correct number of cores for each product series, original factory order number, and the Competitive Price Quotation (CPQ) number. Product discounts do not apply to Yale® KeyMark®

RETURN TEMP. CORES: Contact your Customer Service Representative for a Return Goods Authorization. Provide the factory order number and the year of the original order. Credit will be issued for all cores returned in good operating condition; credit is based on the net price after discount on the construction core at the time of the original order.



DISTRIBUTOR LIST PRICES

STANDARD FIXED CORE CYLINDERS

FIXED CORE COMPONENT/CYLINDRICAL LOCK & EXIT TRIM CYLINDERS:

| MODEL # | NO. OF PINS | APPLICATIONS | 606/626 FINISHES | |
|-------------------------------------|-------------|--|------------------|---------|
| CONVENTIONAL KEYWAYS | | | | |
| 1801 | 6 | Standard for 5300 [^] & 5400 [^] series knob locks and 540F series trim | \$64.00 | |
| 1801A | 7 | Standard for 5400 [^] series knob locks and 540F series trim | \$66.00 | |
| 1802 | 6 | Standard for 5400LN, 6400LN & inTouch [®] [^] series lever locks and 440F, 540F & 580F series trims Optional for 4700LN and 5300LN series lever locks | \$64.00 | |
| 1802A | 7 | Standard for 5400LN & 6400LN series lever locks and 540F & 580F series trims | \$66.00 | |
| 1802L | 6 | Standard for 5300LN series locks used with 2"-2-1/4" thick doors | \$64.00 | |
| 1802S | 6 | Standard for 5417LN & 6417LN function inside lever locks | | |
| 1805 | 6 | Standard for 4600 & 4700 [^] series knob locks | \$55.00 | |
| 1806 | 6 | Standard for 4600LN series lever locks | | |
| 1812 | 6 | Standard for 4300 [^] , 4300LN & 4800LN [^] series knob/lever locks | \$64.00 | |
| 1803-54L | 6 | Standard for Corbin Russwin CL3100 (YC) & Sargent 11 Line (YC-) series lever locks. Optional for 4300LN, 4600LN & 4800LN [^] series lever locks. | | |
| 1803A-54L | 7 | Standard for Corbin Russwin CL3100 (YC7), Sargent 11 Line (YC-7P-) series lever locks | | |
| 1803-54K | 6 | Standard for 5400CK series knob locks and YH Collection lever locks | | |
| 1803-53L | 6 | Standard for nexTouch™ cylindrical series lever locks Optional for inTouch [®] [^] series lever locks | | |
| 1803-47L | 6 | Standard for 4700LN and 5300LN series lever locks Optional for 440F series exit device trim | | |
| 1803-46K | 6 | Optional for 4600 series knob locks | | |
| OTHER MANUFACTURERS' KEYWAYS | | | | |
| 2801 | 6 | Schlage [®] "C" keyway for 5300 [^] & 5400 [^] series locks and 540F series trim | \$64.00 | |
| 2802 | 6 | Schlage [®] "C" keyway for 5300LN, 5400LN, 6400LN & inTouch [®] [^] series lever locks and 440F, 540F & 580F series trims | | |
| 2805 | 6 | Schlage [®] "C" keyway for 4600 & 4700 [^] series knob locks | \$55.00 | |
| 2806 | 6 | Schlage [®] "C" keyway for 4600LN series lever locks | | |
| 2812 | 6 | Schlage [®] "C" keyway for 4300 [^] , 4300LN & 4800LN [^] series knob/lever locks | \$64.00 | |
| 2803-54L | 6 | Optional for Corbin Russwin CL3100 (YC) & Sargent 11 Line (YC-) series lever locks. Optional for 4300LN, 4600LN & 4800LN [^] series lever locks. | | |
| 2803-54K | 6 | Schlage [®] "C" keyway for 5400CK series knob locks and YH Collection lever locks | | |
| 2803-53L | 6 | Schlage [®] "C" keyway for nexTouch™ cylindrical series lever locks Optional for inTouch [®] [^] series lever locks | | |
| 2803-47L | 6 | Standard for 4700LN and 5300LN series lever locks Optional for 440F series exit device trim | | |
| 2803-46K | 6 | Optional for 4600 series knob locks | | |
| 3804 | 6 | Other manufacturer's keyway for 4700LN, 5300LN, 5400LN, 6400LN & inTouch [®] series lever locks and 440F, 540F & 580F series trims | | \$80.00 |
| 3805 | 6 | Other manufacturer's keyway for 4700 [^] series knob locks | | |
| 3806 | 6 | Other manufacturer's keyway for 4600 & 4600LN series knob/lever locks | \$71.00 | |
| 3803-54L | 6 | Optional for Corbin Russwin CL3100 (YC) & Sargent 11 Line (YC-) series lever locks. Optional for 4300LN, 4600LN & 4800LN [^] series lever locks. | | |
| 3803-54K | 6 | Other manufacturer's keyway for 5400CK series knob locks and YH Collection lever locks | | |
| 3803-53L | 6 | Other manufacturer's keyway for nexTouch™ cylindrical series lever locks Optional for inTouch [®] [^] series lever locks | | |
| 3803-47L | 6 | Standard for 4700LN and 5300LN series lever locks Optional for 440F series exit device trim | | |
| 3803-46K | 6 | Optional for 4600 series knob locks | | |
| 100CV1 | 6 | Arrow AR keyway for nexTouch™ cylindrical series lever locks | | \$64.00 |

Schlage[®] C – Available Keyed Random or 0-Bitted

Other Manuf keyway – Available Keyed Random only, specify keyway Sargent LA, Schlage[®] E, Corbin Russwin L4, Corbin 60, Russwin D1

[^]Lockset series obsolete



DISTRIBUTOR LIST PRICES

MISCELLANEOUS CYLINDERS

FIXED CORE COMPONENT/DEADBOLT CYLINDERS:

| MODEL # | NO. OF PINS | APPLICATIONS | 606/626 FINISHES |
|-------------------------------------|-------------|---|------------------|
| CONVENTIONAL KEYWAYS | | | |
| 1807 | 6 | Standard for D series deadbolts, single cylinder functions | \$55.00 |
| 1808 | 6 | Standard for D series deadbolts, double cylinder functions | |
| 1814 | 6 | Standard for 4800LN [^] series deadbolt | \$64.00 |
| 1803-134S | 6 | Standard for YH Collection Deadbolt used with interconnected lock (non-face removable) Optional for D Series deadbolts, single cylinder functions | |
| 1803-134D | 6 | Optional for D Series deadbolts, double cylinder functions | |
| OTHER MANUFACTURERS' KEYWAYS | | | |
| 2807 | 6 | Schlage® "C" keyway for D series deadbolts, single cylinder functions | \$55.00 |
| 2808 | 6 | Schlage® "C" keyway for D series deadbolts, double cylinder functions | |
| 2814 | 6 | Schlage® "C" keyway for 4800LN [^] series deadbolt | \$64.00 |
| 2803-134S | 6 | Schlage® "C" keyway for YH Collection Deadbolt used with interconnected lock (non-face removable) Optional for D Series deadbolts, single cylinder functions | |
| 2803-134D | 6 | Schlage® "C" keyway for D Series deadbolts, double cylinder functions | |
| 3806 | 6 | Other manufacturer's keyway for D series deadbolts | \$71.00 |
| 3803-134S | 6 | Other manufacturer's keyway for YH Collection Deadbolt used with interconnected lock (non-face removable) Optional for D Series deadbolts, single cylinder functions | \$80.00 |
| 3803-134D | 6 | Other manufacturer's keyway for D Series deadbolts, double cylinder functions | \$71.00 |

Schlage® C – Available Keyed Random or 0-Bitted

Other Manuf keyway – Available Keyed Random only, specify keyway Sargent LA, Schlage® E, Corbin Russwin L4, Corbin 60, Russwin D1

[^]Lockset series obsolete

FIXED CORE MORTISE CYLINDERS:

| MODEL # | PRODUCT DESCRIPTION | LENGTHS | CAM | ALL FINISHES |
|---------|--|------------------|-------|--------------|
| 1108 | Dummy Mortise Cylinder | 1" - 1-3/4" | N/A | \$52.00 |
| 1152 | Standard for Cast Iron Mortise Except for 1" Deadlocks | 1" - 1-3/4" | 1161 | \$73.00 |
| 1152 | For Cast Iron Mortise with Optional Cam (Key Switches) | 1" - 1-3/4" | 1161G | |
| 2153 | Standard Cylinder for 8800FL, 8800, 8800RL, 350 Series Deadlocks | 1" - 1-3/4" | 2160 | \$73.00 |
| 2123 | Extra Length Cylinder for 8800FL, 8800, 8800RL | *1-7/8" - 3-1/2" | 2160 | \$102.00 |
| 2153S | Standard Inside Cylinder for 8817-2 Function | 1" - 1-3/4" | 2130 | \$73.00 |
| 2123S | Extra Length Inside Cylinder for 8817-2 Function | *1-7/8" - 3-1/2" | 2130 | \$102.00 |
| 2553** | Schlage® "C" Keyway Cylinder 6-Pin - 0-bitted or Keyed Random | 1-1/8" | 2160 | \$73.00 |
| | 7-Pin Cylinders | ADD | — | \$2.00 |

*Additional length available, price on application.

**2553 only available in 606, 612, 613 and 626 finishes.

NOTE: Cylinder rings/collars not furnished with locksets or other products when ordered less cylinders.
Cylinder rings/collars furnished at no charge when ordered with cylinders/housings.



MISCELLANEOUS CYLINDERS

FIXED CORE RIM CYLINDERS:

| MODEL # | PRODUCT DESCRIPTION | *ALL FINISHES |
|---------|---|---------------|
| 1109 | Standard Cylinder | \$73.00 |
| 1709 | CMK Cylinder (Price Includes Construction Master Keying) | \$89.00 |
| 2109** | Schlage® "C" Keyway Cylinder 6-Pin - 0-bitted or Keyed Random | \$73.00 |

*Rim cylinders not available in 629 or 630.

**Only available in 605, 606, 613, and 626 finishes.

HOTEL CYLINDERS:

| MODEL # | PRODUCT DESCRIPTION | LENGTH | CAM | ALL FINISHES |
|----------------|---|----------|-------|--------------|
| MORTISE | | | | |
| 1194H | LFIC Hotel Cylinder 6-Pin | 1-11/16" | 1160E | \$217.00 |
| 1196H | LFIC Hotel Cylinder 6-Pin for 310 Series Deadlocks | 1-11/16" | 1160R | |
| 1719 | Standard Hotel Cylinder 6-Pin for Cast Iron Mortise Locks | 1-3/8" | 1160 | \$161.00 |
| 2196H | LFIC Hotel Cylinder 6-Pin | 1-11/16" | 2160 | \$217.00 |
| 2719 | Standard Hotel Cylinder 6-Pin | 1-3/8" | 2160 | \$161.00 |
| RIM | | | | |
| 1179 | Standard Hotel Cylinder 6-Pin | 1-5/8" | — | \$161.00 |

THUMBTURN CYLINDERS:

| MODEL # | PRODUCT DESCRIPTION | LENGTHS | CAM | ALL FINISHES |
|---------|--------------------------|--------------|------|--------------|
| S2053 | Cylinder for 8800 | 1" or 1-1/8" | 2160 | \$87.00 |
| S2053S | Inside Cylinder for 8834 | 1" or 1-1/8" | 2130 | |

C900 SERIES CYLINDERS FOR ELECTRICAL SWITCHES:

| PRODUCT DESCRIPTION | ALL FINISHES |
|----------------------------------|--------------|
| C910, C910A, C910B, C910C, C910D | \$66.00 |
| C911, C911A, C911B, C911C, C911D | \$77.00 |
| C920, C920A, C920B, C920C, C920D | |
| C921, C921A, C921B, C921C, C921D | \$81.00 |
| C922, C922A, C922B, C922C, C922D | |
| C930, C930A, C930B, C930C, C930D | \$92.00 |

If operated by two or more different keys, see page 27 for additional keying charges. Collar required must be specified.



DISTRIBUTOR LIST PRICES

INTERCHANGEABLE CORE CYLINDERS

COMPLETE CYLINDERS: LFIC

| MODEL # | PRODUCT DESCRIPTION | LENGTH | CAM | ALL FINISHES |
|----------------|--|--------------------|-------|--------------|
| MORTISE | | | | |
| 1194 | LFIC Cylinder 6-Pin | 1-1/2" | 1160E | \$133.00 |
| 1194 | LFIC Cylinder 7-Pin | 1-11/16" | 1160E | \$135.00 |
| 1196 | LFIC Cylinder 6-Pin for 310 Series Mortise Deadlocks | 1-1/2" | 1160R | \$133.00 |
| 1196 | LFIC Cylinder 7-Pin for 310 Series Mortise Deadlocks | 1-11/16" | 1160R | \$135.00 |
| 2196 | LFIC Cylinder 6-Pin | 1-1/2", 1-3/4", 2" | 2160 | \$133.00 |
| 2196S | LFIC Inside Cylinder 6-Pin for 8817-2 Function | 1-1/2" | 2130 | \$133.00 |
| 2197 | LFIC Cylinder 7-Pin | 1-11/16", 2" | 2160 | \$135.00 |
| 2197S | LFIC Inside Cylinder 7-Pin for 8817-2 Function | 1-11/16" | 2130 | \$135.00 |
| RIM | | | | |
| 1193 | LFIC Cylinder 6-Pin | — | — | \$133.00 |
| 1193 | LFIC Cylinder 7-Pin | — | — | \$135.00 |
| 1193L | LFIC Cylinder 6-Pin with Lazy Cam | — | — | \$133.00 |

COMPLETE CYLINDERS: SFIC

| MODEL # | PRODUCT DESCRIPTION | LENGTH | CAM | ALL FINISHES |
|----------------|-----------------------------------|------------------------|-----|--------------|
| MORTISE | | | | |
| A620 | SFIC Cylinder 6- or 7-Pin | 1-1/4", 1-3/8", 1-3/4" | KC1 | \$125.00 |
| A630 | SFIC Tapered Cylinder 6- or 7-Pin | 1-1/4", 1-3/8" | KC1 | \$129.00 |
| RIM | | | | |
| A640 | SFIC Cylinder 6- or 7-Pin | 1-1/4", 1-3/8" | KT1 | \$125.00 |

Note: A620, A630 & A640 include Best® keyway core (A600), specify keyway.

*CORES ONLY:

| MODEL # | PRODUCT DESCRIPTION | 606/626 FINISHES |
|---------|---|------------------|
| 1210 | Large Format Core Only, 6-Pin | \$60.00 |
| 1210H | Large Format Core Only for Hotel Cylinders, 6-Pin | \$144.00 |
| 1220 | Large Format Core Only, 7-Pin | \$62.00 |
| A600 | Small Format Core Only, 6- or 7-Pin | \$52.00 |

*Prices include masterkeying or grand masterkeying. Cores "0" Bitted, no deduct.

NOTE: See page 36 for housing assemblies.

When Ordering: Specify finish.
Specify ring/collar size when ordering with cylinder.



CYLINDER COMPONENTS

***CYLINDER COLLARS:**

| -MODEL # | PRODUCT DESCRIPTION | ALL FINISHES |
|----------|---|--------------|
| KP3 | Wave Washer | \$4.10 |
| KP4 | Cylinder Collar for Rim Cylinders | |
| 599 | Recessed Cylinder Collar for Mortise and Rim | \$42.60 |
| 1765 | Recessed Cylinder Collar for Mortise and Rim | \$35.10 |
| | .062" - .219" | |
| | .250" - .656" | |
| 1766 | Tubular Spacer Collar for Mortise and Rim High Security | \$50.20 |

*Specify dimension. Cylinder collars not furnished with locksets or other products when ordered less cylinders. When cylinders ordered separately, collar length must be specified.

PLUGS ONLY:

| PRODUCT DESCRIPTION | PARA(EIR) SECTION | ALL OTHER SECTIONS |
|---|-------------------|--------------------|
| 606 & 626 Only | | |
| Mortise Cylinders (i.e. 2153) | \$15.90 | \$17.40 |
| Rim Cylinders (i.e. 1109) | | |
| Cylindrical Lock Cylinders (specify cylinder, i.e.1802) | | |
| Hotel Cylinders (i.e. 1179) | \$17.90 | \$19.40 |
| Interchangeable Core (i.e.1210) | \$15.90 | \$17.40 |
| 7-Pin Cylinder Plugs | ADD \$2.00 | \$2.00 |

SHELLS ONLY:

| PRODUCT DESCRIPTION | ALL FINISHES |
|--|--------------|
| Mortise Cylinder (i.e.2153) | \$34.00 |
| Rim Cylinders (i.e. 1109 - 629, 630 not available) | |
| Cylindrical Lock Cylinder (i.e. 1802 - unfinished) | \$9.30 |
| Hotel Cylinders (i.e. 1179) | \$40.00 |
| 7-Pin Cylinder Shells | ADD \$2.00 |

HOUSING ASSEMBLIES:

| MODEL # | PRODUCT DESCRIPTION | *ALL FINISHES | |
|---------|---|---------------|---------|
| 1212 | For 1193 Rim Cylinder (6-Pin) | \$73.00 | |
| 1212B | For 1193 Rim Cylinder (7-Pin) | | |
| 1213 | For 1196 Mortise Cylinder (7-Pin) | | |
| 1213 | For 1196H Mortise Cylinder (6-Pin) | | |
| 1214 | For 1194 Mortise Cylinder (6-Pin) | | |
| 1214H | For 1194 Mortise Cylinder (7-Pin) | | |
| 1214H | For 1194H Mortise Cylinder (6-Pin) | | |
| 1221 | For 1196 Mortise Cylinder (6-Pin) | | |
| 2221 | For 2196 Mortise Cylinder (6-Pin) | | |
| 2213 | For 2197 & 2196H Mortise Cylinder (7-Pin) | | |
| 2214S | For 2196S Mortise Cylinder (6-Pin) | | |
| 2217S | For 2197S Mortise Cylinder (7-Pin) | | |
| K660 | SFIC Mortise Housing (1-1/4", 1-3/8", 1-3/4") | | |
| K670 | SFIC Tapered Mortise Housing (1-1/4", 1-3/8") | | \$76.00 |
| K680 | SFIC Rim Housing (1-1/4", 1-3/8") | | \$73.00 |
| K860 | LFIC Mortise Housing (1-1/2", 1-11/16", 1-3/4", 2") | | |
| K880 | LFIC Rim Housing (1-7/16", 1-5/8") | | |

*Rim cylinders not available in 629 or 630.

When Ordering: Specify finish.
Specify ring/collar size when ordering with cylinder.



DISTRIBUTOR LIST PRICES

SECURITY CYLINDERS

| MODEL # | PRODUCT DESCRIPTION | CAM | ORDERED SEPARATELY | ORDERED WITH LOCKSET ADD |
|----------------|--|------|--------------------|--------------------------|
| MORTISE | | | | |
| 5152 | Security Cylinder 6-Pin | 1161 | \$291.00 | \$218.00 |
| 5152 | Security Cylinder 7-Pin | 1161 | \$295.00 | \$222.00 |
| 5153 | Security Cylinder 6-Pin | 2160 | \$291.00 | \$218.00 |
| 5153 | Security Cylinder 7-Pin | 2160 | \$295.00 | \$222.00 |
| 5719 | Security Hotel Cylinder 6-Pin (1-3/8") | 2160 | \$452.00 | \$379.00 |
| RIM | | | | |
| 5109 | Security Cylinder 6-Pin | — | \$291.00 | \$218.00 |
| 5109 | Security Cylinder 7-Pin | — | \$295.00 | \$222.00 |

| MODEL # | NO. OF PINS | APPLICATIONS | 606/626 FINISHES ORDERED SEPARATELY | ORDERED WITH LOCKSET ADD |
|--|-------------|--|-------------------------------------|--------------------------|
| COMPONENT: CYLINDRICAL LOCKS & EXIT DEVICE TRIM | | | | |
| 5801C | 6 | Optional for 5300 & 5400 series knob locks and 540F series trim | \$256.00 | \$192.00 |
| 5801A | 7 | Optional for 5400 series knob locks and 540F series trim | \$260.00 | \$196.00 |
| 5802 | 6 | Optional for 4700LN, 5300LN, 5400Ln, 6400LN & inTouch® series lever locks and 440F, 540F & 580F series trims | \$256.00 | \$192.00 |
| 5802A | 7 | Optional for 5400LN & 6400LN series lever locks and 540F & 580F series trims | \$260.00 | \$196.00 |
| 5812 | 6 | Optional for 4300, 4300LN & 4800LN series knob/lever locks | \$256.00 | \$192.00 |
| 5803-54L | 6 | Optional for Corbin Russwin CL3100(YC) & Sargent 11 Line (YC-) series lever locks. Optional for 4300LN, 4600LN & 4800LN series lever locks. | | |
| 5803A-54L | 7 | Optional for Corbin Russwin CL3100(YC7), Sargent 11 Line (YC-7P-) series lever locks. | | |
| 5803-54K | 6 | Optional for 5400CK series knob locks and YH Collection lever locks | | |
| 5803-53L | 6 | Optional for nexTouch™ cylindrical series lever locks Optional for 4700LN, 5300LN & inTouch® series lever locks and 440F series trim | | |
| 5803-46K | 6 | Optional for 4600 series knob locks | | |
| 5803-54L | 6 | Optional for 5400CK series knob locks and YH Collection lever locks | | |
| COMPONENT: DEADBOLTS | | | | |
| 5814 | 6 | Optional for 4800LN series deadbolt | \$291.00 | \$227.00 |
| 5803-134S | 6 | Optional for YH Collection Deadbolt used with interconnected lock (non-face removable) Optional for D Series deadbolts, single cylinder functions | \$256.00 | \$192.00 |
| 5803-134D | 6 | Optional for D Series deadbolts, double cylinder functions | | |



SECURITY CYLINDERS WITH INTERCHANGEABLE CORE

| MODEL # | PRODUCT DESCRIPTION | LENGTH | CAM | ORDERED SEPARATELY | ORDERED WITH LOCKSET ADD |
|---------------------------|---|----------|-------|--------------------|--------------------------|
| MORTISE - COMPLETE | | | | | |
| 5194 | LFIC Security Cylinder 6-Pin | 1-1/2" | 1160E | \$362.00 | \$289.00 |
| 5194 | LFIC Security Cylinder 7-Pin | 1-11/16" | 1160E | \$366.00 | \$293.00 |
| 5196 | LFIC Security Cylinder 6-Pin | 1-1/2" | 2160 | \$362.00 | \$289.00 |
| 5196S | LFIC Security Inside Cylinder 6-Pin for 8817-2 Function | 1-1/2" | 2130 | | |
| 5196H | LFIC Security Hotel Cylinder 6-Pin | 1-11/16" | 2160 | \$581.00 | \$508.00 |
| 5197 | LFIC Security Cylinder 7-Pin | 1-11/16" | 2160 | \$366.00 | \$293.00 |
| 5197S | LFIC Security Inside Cylinder 7-Pin for 8817-2 Function | 1-11/16" | 2130 | | |
| RIM - COMPLETE | | | | | |
| 5193 | LFIC Security Cylinder 6-Pin | — | — | \$362.00 | \$289.00 |
| 5193 | LFIC Security Cylinder 7-Pin | — | — | \$366.00 | \$293.00 |
| CORES ONLY | | | | | |
| 5210 | Large Format Security Core Only 6-Pin | — | — | \$235.00 | \$235.00 |
| 5220 | Large Format Security Core Only 7-Pin | — | — | \$239.00 | \$239.00 |
| 5210H | Large Format Security Core Only for Hotel Cylinders 6-Pin | — | — | \$477.00 | \$477.00 |

NOTE: Security systems typically use the "A" key bow, although conventional systems can also use this bow. Ordering AN11 or AN117 does not guarantee security blanks. All orders for security keyblanks must be specific and reference the master key systems registry numbers, if existing. All orders for security keyblanks must also be accompanied by proper authorization.

NOTE: All Security Cylinders and High Security Cylinders includes Master Keying or Grand Master Keying. Construction Master Keying not available. Cylinders "0" Bitted, no deduct.

When Ordering: Specify finish.



DISTRIBUTOR LIST PRICES

U.L. HIGH SECURITY CYLINDERS

| MODEL # | PRODUCT DESCRIPTION | CAM | ORDERED SEPARATELY | ORDERED WITH LOCKSET ADD |
|----------------|------------------------------------|------|--------------------|--------------------------|
| MORTISE | | | | |
| U5152 | High Security Cylinder 6-Pin | 1161 | \$391.00 | \$318.00 |
| U5152 | High Security Cylinder 7-Pin | 1161 | \$395.00 | \$322.00 |
| U5153 | High Security Cylinder 6-Pin | 2160 | \$391.00 | \$318.00 |
| U5153 | High Security Cylinder 7-Pin | 2160 | \$395.00 | \$322.00 |
| U5719 | High Security Hotel Cylinder 6-Pin | 2160 | \$541.00 | \$468.00 |
| RIM | | | | |
| U5109 | High Security Cylinder 6-Pin | — | \$391.00 | \$318.00 |
| U5109 | High Security Cylinder 7-Pin | — | \$395.00 | \$322.00 |

SECURITY KEYS

| PRODUCT DESCRIPTION | ORDERED SEPARATELY |
|--|--------------------|
| Extra Change Keys | \$13.00 |
| Key Blanks & Control Key Blanks | \$13.10 |
| Master Keys & Control Keys | \$13.00 |
| All Security Keys Requested with Conventional Cylinders (each key) | \$13.00 |

NOTE: Security systems typically use the “A” key bow, although conventional systems can also use this bow. Ordering AN11 or AN117 does not guarantee security blanks. All orders for security keyblanks must be specific and reference the master key systems registry numbers, if existing. All orders for security keyblanks must also be accompanied by proper authorization.

NOTE: All Security Cylinders and High Security Cylinders includes Master Keying or Grand Master Keying. Construction Master Keying not available. Cylinders “0” Bitted, no deduct.

When Ordering: Specify finish.



DISTRIBUTOR LIST PRICES

KEYING KITS

KEYING KITS:

| PRODUCT DESCRIPTION | LIST PRICE |
|---|------------|
| SK-12 (.019" Step) | \$251.00 |
| SK-13 (.025" Step) | |
| R19 Refill Set (.019" Step) | \$121.00 |
| R25 Refill Set (.025" Step) | |
| 020 Plug Follower for .51" plug (plastic) | \$16.70 |
| 021 Tweezers | \$20.30 |
| DK1 Depth Keys | \$138.00 |
| KG1 Key Gauge (.019" and .025" step) | \$16.30 |

CYLINDER PARTS

.51 CYLINDER PARTS:

| MODEL # | PRODUCT DESCRIPTION | LIST PRICE | PKG. OF 100 |
|---------|--|------------|-------------|
| 151 | Cylinder Spring | \$14.20 | PKG. |
| 251 | Bottom Pins - .019" step (indicate size 0-9) | | PKG. |
| 251A | Bottom Pins - .025" step (indicate size 0-7) | | PKG. |
| 351 | Top Pins - .019"/.025" steps (indicate size 1-4) | | PKG. |
| 451 | Master Pins - .019" step (indicate size 2-8) | | PKG. |
| 451A | Master Pins - .025" step (indicate size 2-7) | | PKG. |
| 751-3 | BUMP Pins - .019" step (Qty. 300) | \$179.00 | — |

When Ordering: Specify finish.

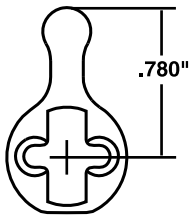


DISTRIBUTOR LIST PRICES

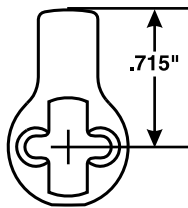
CYLINDER PARTS (CONTINUED)

CYLINDER CAMS:

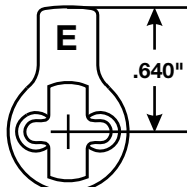
| MODEL # | PRODUCT DESCRIPTION | LIST PRICE EACH |
|--------------|--|-----------------|
| 1160 | Std for 1153, S1053H, 1719, 5719, U5719 | \$5.45 |
| 1160E | Std for 1194, 1194H, 5194, 5194H | |
| 1160L | Opt for 1194, 1194H, 5194, 5194H | |
| 1161 | Std for 1123, 1152, S1052H, 5152, U5152 | |
| 1161E | Opt for 1194, Std for 2153 when used for 2100 cylinder dogging | |
| 1161G | Opt for 1194, 1194H, 5194, 5194H | |
| 1161L | Opt for 1123, 1152, S1052H, 5152, U5152 | |
| 1161U | Opt for 1194, 1194H, 5194, 5194H | |
| 1161T | Opt for 1123, 1152, 1186, S1052H, 5152, U5152 | |
| 2130 | Std for 2123S, 2153S, S2053S, 2196S, 2197S, 5196S, 5197S | |
| 2160 | Std for 2123, 2153, S2053, 2719, 5153, U5153, 5719, 2196, 2197, 2196H, 5196, 5197, 5196H | |
| 10-6120-9010 | Cam Disc | |



No. 1160



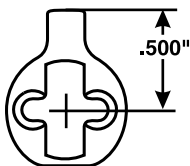
No. 1161



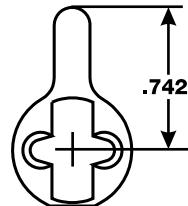
No. 1161E

Optional Cams to Operate Adams Rite Narrow Stile Door Locks

No. 1161L No. 1160L



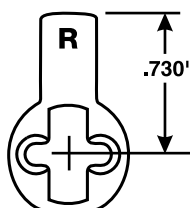
No. 2130



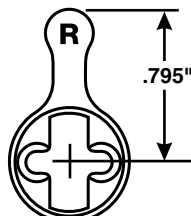
No. 2160 *



Part No.
10-6120-9010



No. 1160E



No. 1160R

Optional Cams to Operate Corbin Russwin Mortise Locks Optional Cam to Operate key switches

No. 1161T No. 1161U No. 1161G

All cams and cam discs illustrated actual size.

*Will also operate Sargent® mortise locks.

When Ordering: Specify finish.

**MISCELLANEOUS PARTS****MISCELLANEOUS PARTS:**

| MODEL # | PRODUCT DESCRIPTION | LIST PRICE |
|------------------|--|------------|
| 1145 | Connecting Bar Regular for 1109-1179 | \$2.10 |
| 1147 | Connecting Bar Long for 1109 | |
| 1151 | Connecting Screw Regular for 1109-1179 | \$1.53 |
| 1151A | Connecting Screw Long for 1109 | |
| 1451 | Retainer for 1109-1179 | \$1.02 |
| 1451A | Retainer for 1709-1179 | |
| 9072 | Spring | |
| 10-1194-2302-999 | Spring Cover for 1210 Core, Fixed Core Mortise & Rim | \$0.62 |
| 10-1194-2303-999 | Spring Cover for 1220 Core, Fixed Core Mortise & Rim | |
| 013 | Plug Nut | \$4.78 |
| 014 | Plug Nut Retainer | \$1.02 |
| 1191 1/2 | Knob Screw | |
| 9999-4561 | Plug Retainer | |

LOCKSMITH'S REPAIR TOOLS:

| PRODUCT # | PRODUCT DESCRIPTION | LIST PRICE |
|-----------|--|------------|
| 018 | Plug Follower for .51" (metal) | \$59.00 |
| 022 | Plug Follower for .40" (metal) | \$191.00 |
| M33 | Vice held plug holder for set up (multiple plug diameters) | \$227.00 |
| M36 | Set up plug for .51" cylinder | \$734.00 |
| M38 | Set up plug for .40" cylinder | \$882.00 |
| M43 | Shove Knife | \$49.00 |

OPTIONS:

| PREFIX | DESCRIPTION | LIST PRICE | |
|--------|---|------------|---------|
| D | Dust Guard, Prefix to Cylinder Model Number | ADD | \$49.00 |
| SP | Steel Pin, Prefix to Cylinder Model Number | | \$33.00 |

| SUFFIX | DESCRIPTION | LIST PRICE | |
|--------|--|------------|---------|
| BUMP | BUMP Resistant Cylinders - Suffix to Cylinder Model Number | ADD | \$27.00 |



DISTRIBUTOR LIST PRICES

YALE® KEYMARK® KEYING CHARGES, KEYS AND KEY BLANKS

MASTERKEY SERVICES: The value-added service of a customized masterkey security solution is provided when requested for a nominal charge with the purchase of complete Yale® keyed locking devices. In addition to the standard masterkeying charge, a masterkey service charge will be assessed, based on quantity, cylinder type, key system type, for an order that includes only Yale cylinders or cores for use in non-Yale manufactured locking devices for which Yale has an equivalent.

KEYING CHARGES:

| PRODUCT DESCRIPTION | | LIST PRICE |
|---|--------|------------|
| Masterkeying, Grand Masterkeying, Great Grand Masterkeying (all fixed core cylinders, charge for each cylinder) | ADD | \$16.00 |
| Masterkeying, Grand Masterkeying, Great Grand Masterkeying (LFIC and SFIC Cores) | ADD | \$0.00 |
| Uncombined Cylinders and Cores - key blanks not included | DEDUCT | \$5.00 |

CONSTRUCTION MASTER KEYING:

For security reasons, Yale® KeyMark® cylinders are not available construction master keyed. Temporary construction cores are available for both SFIC and LFIC. Temporary cores for SFIC are available with either disposable or locking cores. Temporary cores for LFIC are available with only lockable cores. Temporary cores are not available in competitor formats. See page 31 for construction core program.

VISUAL KEY CONTROL:

| PRODUCT DESCRIPTION | | LIST PRICE |
|--|-----|------------|
| VKC0 - No stamping (keys will be tagged) | ADD | \$4.30 |
| VKC1 - Keys only (standard) | ADD | No Charge |
| VKC2 - Not Available | — | — |
| VKC3 - Not Available | — | — |

NOTE: See page 7 for code definitions and examples.

CONCEALED KEY CONTROL:

| PRODUCT DESCRIPTION | | LIST PRICE |
|---------------------------------------|-----|------------|
| CKC2 - Cylinders and Keys | ADD | \$8.00 |
| CKC3 - Cylinders only - Not Available | — | — |

NOTE: See page 7 for code definitions and examples.

KEYS:

| PRODUCT DESCRIPTION | | LIST PRICE |
|--|-----|------------|
| Master Keys and Control Keys - each | — | \$10.00 |
| Two Keys ordered with cylinder/lockset (standard) | — | \$0.00 |
| Extra Change Keys ordered with cylinder/lockset - each | ADD | \$10.00 |
| Change Keys ordered separately - each | — | |

KEY BLANKS:

| PRODUCT DESCRIPTION | | LIST PRICE |
|--------------------------------|------|------------|
| Single Section 6 & 7 pin | EACH | \$5.30 |
| Multi-Section 6 & 7 pin | EACH | \$6.00 |
| Control Keys KN117C, 118C, 91C | EACH | |

NOTE: Key blanks can not be substituted for cut keys.

When Ordering: Specify finish.



DISTRIBUTOR LIST PRICES

YALE® KEYMARK® CYLINDERS, CORES AND HOUSINGS

MORTISE CYLINDERS:

| MODEL # | PRODUCT DESCRIPTION | LENGTHS | ALL FINISHES |
|---------|-------------------------------|------------------------------|--------------|
| K100 | Fixed Core Mortise Cylinder | 1-1/8", 1-1/4" | \$86.00 |
| K100 | Fixed Core Mortise Cylinder | 1-1/2", 1-3/4", 2" | \$184.00 |
| K620 | SFIC Mortise Cylinder | 1-1/4", 1-3/8", 1-3/4" | \$156.00 |
| K630 | SFIC Tapered Mortise Cylinder | 1-1/4", 1-3/8" | \$159.00 |
| K820 | LFIC Mortise Cylinder | 1-1/2", 1-11/16", 1-3/4", 2" | \$159.00 |

RIM CYLINDERS:

| MODEL # | PRODUCT DESCRIPTION | LENGTHS | ALL FINISHES |
|---------|-------------------------|-----------------|--------------|
| K300 | Fixed Core Rim Cylinder | 1-1/8" | \$94.00 |
| K640 | SFIC Rim Cylinder | 1-1/4", 1-3/8" | \$156.00 |
| K840 | LFIC Rim Cylinder | 1-7/16", 1-5/8" | \$159.00 |

CYLINDRICAL LOCKS & EXIT DEVICE TRIM:

| MODEL # | NO. OF PINS | APPLICATIONS | 606/626 FINISHES |
|---|-------------|--|------------------|
| CYLINDRICAL LOCKS & EXIT DEVICE TRIM | | | |
| K400 | 6 | Optional for 5300 & 5400 series knob locks and 540F series trim | \$81.00 |
| K402 | 6 | Optional for 4700LN, 5300LN, 5400LN, 6400LN & inTouch® series lever locks and 440F, 540F & 580F series trims | |
| K402 | 7 | Optional for 5400LN & 6400LN series lever locks and 540F series trim | |
| K404 | 6 | Optional for 4800LN series lever locks | \$86.00 |
| K490 | 6 | Optional for Schlage® A, D & ND series lever locks | |
| K403-54L | 6 | Optional for Corbin Russwin CL3100(YC) & Sargent 11 Line (YC-) series lever locks. Optional for 4600LN & 4800LN series lever locks. | \$81.00 |
| K403A-54L | 7 | Optional for Corbin Russwin CL3100(YC7), Sargent 11 Line (YC-7P-) series lever locks | |
| K403-54K | 6 | Optional for 5400CK series knob locks and YH Collection lever locks | |
| K403-53L | 6 | Optional for nexTouch™ cylindrical series lever locks and inTouch® series lever locks | |
| K403-47L | 6 | Optional for 4700LN, 5300LN and 440F series trim | |
| K403-46K | 6 | Optional for 4600 series knob locks | |
| DEADBOLTS | | | |
| K202 | 6 | Optional for 4800LN series deadbolt | \$81.00 |
| K290 | 6 | Optional for Schlage® B series deadbolt | \$86.00 |
| K403-134S | 6 | Optional for YH Collection Deadbolt used with interconnected lock (non-face removable) Optional for D Series deadbolts, single cylinder functions | \$81.00 |
| K403-134D | 6 | Optional for D Series deadbolts, double cylinder functions | |

CORES:

| MODEL # | PRODUCT DESCRIPTION | ALL FINISHES |
|---------|-----------------------|--------------|
| K600 | SFIC Core | \$83.00 |
| K800 | LFIC Core | \$86.00 |
| K890 | LFIC Core for Schlage | |

HOUSINGS:

| MODEL # | PRODUCT DESCRIPTION | LENGTHS | ALL FINISHES |
|---------|------------------------------|------------------------------|--------------|
| K660 | SFIC Mortise Housing | 1-1/4", 1-3/8", 1-3/4" | \$73.00 |
| K670 | SFIC Tapered Mortise Housing | 1-1/4", 1-3/8" | \$76.00 |
| K680 | SFIC Rim Housing | 1-1/4", 1-3/8" | \$73.00 |
| K860 | LFIC Mortise Housing | 1-1/2", 1-11/16", 1-3/4", 2" | |
| K880 | LFIC Rim Housing | 1-7/16", 1-5/8" | |

Collars are furnished only when cylinders or housings are ordered with mortise locks or exit trims.

When Ordering: Specify finish.



DISTRIBUTOR LIST PRICES

YALE® KEYMARK® CYLINDER PARTS AND ACCESSORIES

CYLINDER PLUGS: 6-PIN & 7-PIN

| MODEL # | PRODUCT DESCRIPTION | LENGTHS | ALL FINISHES EACH |
|---------|--|----------------|-------------------|
| K150 | Mortise - order in multiples of 10 | 1-1/8", 1-1/4" | \$38.00 |
| K150 | Mortise - order in multiples of 10 | 1-1/2" | \$49.00 |
| K250 | Deadlocks - order in multiples of 10 | — | \$38.00 |
| K350 | Rim - order in multiples of 10 | 1-1/8" | |
| K450 | Key In Knob/Lever - order in multiples of 10 | — | |
| K850 | Large Format IC - order in multiples of 10 | — | |
| SFIC | Not Available - order K600 UC | — | |

CYLINDER SHELLS: 6-PIN & 7-PIN

| MODEL # | PRODUCT DESCRIPTION | LENGTHS | ALL FINISHES EACH |
|---------|--|----------------|-------------------|
| K151 | Mortise - order in multiples of 10 | 1-1/8", 1-1/4" | \$59.00 |
| K151 | Mortise - order in multiples of 1 each | 1-1/2" | \$152.00 |
| K251 | Deadlocks - order in multiples of 10 | — | \$59.00 |
| K351 | Rim - order in multiples of 10 | — | |
| K451 | Key In Knob/Lever - order in multiples of 10 | — | |
| K851 | Large Format IC - order in multiples of 10 | — | |
| SFIC | Not Available - order K600 UC | — | |

PINS, SPRINGS & CAPS

| MODEL # | PRODUCT DESCRIPTION | EACH |
|------------|--|--------|
| K702-K719* | Master, Build Up & Top Pins - order in multiples of 100 | \$0.06 |
| K720-K729* | Bottom Pins - order in multiples of 100 | \$0.06 |
| K730 | Tumbler Springs - order in multiples of 100 | \$0.04 |
| K731 | Pin Chamber Caps for K600 - order in multiples of 100 | |
| K732 | Spring Cover 6-Pin for K800 - order in multiples of 100 | \$0.54 |
| K733 | Spring Cover 7-Pin for K800 - order in multiples of 100 | |
| K734 | Spring Cover 6-Pin for K200 & K400 - order in multiples of 100 | |
| K735 | Spring Cover 7-Pin for K200 & K400 - order in multiples of 100 | |
| K736 | Set Screws for K100 & K300 - order in multiples of 100 | \$0.32 |

* Refer to Yale® KeyMark® Service Manual (42250) for details on pin sizes.

When Ordering: Specify finish on plugs and shells.



DISTRIBUTOR LIST PRICES

YALE® KEYMARK® CYLINDER PARTS AND ACCESSORIES

TAILPIECES, CAMS & COLLARS

| MODEL # | PRODUCT DESCRIPTION | EACH |
|-----------|--|---------|
| K739 | Plug Retainer for K300 - order in multiples of 10 | \$1.52 |
| K740 | Plug Retainer for K800 - order in multiples of 10 | |
| K741 | Plug Retainer for K200 & K400 - order in multiples of 10 | |
| KC1-KC10* | Cams - order in multiples of 20 | \$62.40 |
| KP1 | Cam Washers - order in multiples of 100 | \$0.94 |
| KP2 | Cam Screws - order in multiples of 100 | \$0.52 |
| KP4 | Collars in all finishes - order in multiples of 10 | \$4.10 |
| KT1 | Break Off Tailpiece & Retainer for K300 & K640 & K840 - order in multiples of 10 | \$3.38 |
| KT2-KT7* | Tailpiece for K200 & K400 - order in multiples of 10 | \$11.04 |
| KT8 | Tailpiece for K202 | \$12.74 |

* Refer to Yale® KeyMark® Service Manual (42250) for details on cams and tailpieces.

YALE® KEYMARK® TOOLS AND SERVICE EQUIPMENT

TOOLS & EQUIPMENT

| MODEL # | PRODUCT DESCRIPTION | EACH |
|---------|---------------------|----------|
| K915 | Key Gauge | \$27.00 |
| K918 | Pin Kit | \$412.00 |

When Ordering: Specify finish on plugs and shells.



DISTRIBUTOR LIST PRICES

8800 SERIES MORTISE LOCK VARIATIONS



Hurricane

STANDARD FINISHES: Product will be furnished only in the finishes in which it is priced.

| ANSI/BHMA CODE | FINISH DESCRIPTION |
|----------------|---|
| BRASS: | |
| 605 | Bright Brass, Clear Coated |
| 606 | Satin Brass, Clear Coated |
| 609 | Satin Brass, Blackened, Satin Relieved, Clear Coated |
| BRONZE: | |
| 611 | Bright Bronze |
| 612 | Satin Bronze, Clear Coated |
| 613E | Dark Oxidized Satin Bronze - equivalent |
| 616 | Satin Bronze, Blackened, Satin Relieved, Clear Coated |

| ANSI/BHMA CODE | FINISH DESCRIPTION |
|-------------------------|--|
| CHROME: | |
| 625 | Bright Chrome Plated |
| 626 | Satin Chrome Plated |
| STAINLESS STEEL: | |
| 629 | Bright Stainless Steel |
| 630 | Satin Stainless Steel |
| NICKEL: | |
| 618 | Bright Nickel Plated, Clear Coated |
| 619 | Satin Nickel Plated, Clear Coated |
| 620 | Satin Nickel Plated, Blackened, Satin Relieved, Clear Coated |
| PAINTED: | |
| 693 | Black Painted |
| BSP | Black Suede Powder Coat |
| WSP | White Suede Powder Coat |

- 609, 616 and 620 finishes will be provided per factory standard. To assure color match, please provide a sample.
- 613 and 722 finishes available by Special Product Application Request only. This form is available on the Yale extranet and should be submitted to TPS.

| PRODUCT OPTIONS | DEDUCT | ADD |
|--|----------|----------|
| LESS CYLINDER: Specify "x LC" Cylinder rings/collars not furnished with locksets ordered less cylinders. | \$73.00 | — |
| Hotel Function Locksets - Less Cylinder | \$161.00 | — |
| IC Housing ordered with locksets (ICLC) | — | \$0.00 |
| 7-PIN CYLINDERS: Add to 6-Pin cylinder | — | \$2.00 |
| DUST GUARD: Prefix "D" to model number (refer to catalog for available cylinders) | — | \$49.00 |
| INTERCHANGEABLE CORE CYLINDERS: | | |
| 2196 - LFIC 6-Pin (Includes MK or GMK) Ordering Example: AUR8807FL x 2196 x RH x 626 | — | \$60.00 |
| 2196H - LFIC Hotel Lock (Includes MK or GMK and EMK) | — | \$144.00 |
| A620 - SFIC 6-or 7-Pin (Includes MK or GMK) Ordering Example: AUR8807 x A620 x RH x 626 | — | \$52.00 |
| TORX® SECURITY HEAD SCREWS: Standard size only (add for each screw) | — | \$1.00 |
| Quantity Required: Sectional Trim = 4 | — | \$4.00 |
| Escutcheon Trim = 6 | — | \$6.00 |
| SPECIAL STRIKES: | | |
| Strikes with lip lengths other than 1-1/8" or 1-1/4" | — | \$14.00 |
| SPLIT DESIGNS AND SPLIT FINISHES | | |
| LEAD LINED | — | \$295.00 |
| KNURLING: Available for all knob and levers in any finish except HA, PN and all Reflections® levers | | |
| Outside or Inside Only | — | \$78.00 |
| Both Sides | — | \$156.00 |
| ABRASIVE COATING: Knob or Lever | | |
| Outside or Inside Only | — | \$48.00 |
| Both Sides | — | \$96.00 |
| DOORS 1-7/8" THICK TO 3-1/4" THICK: | | |
| Non-keyed | — | \$107.00 |
| Single cylinder keyed | — | \$168.00 |
| Double cylinder keyed | — | \$188.00 |
| OCCUPANCY INDICATOR: Specify "x IND" | — | \$94.00 |
| MICROSHIELD®: Antimicrobial coating. Specify option "YMS" | — | \$68.00 |



DISTRIBUTOR LIST PRICES

8800FL SERIES MORTISE LOCKS

LEVER DESIGNS: Augusta - AU
Carmel - CR

Monroe - MO
Pacific Beach - PB

ROSE DESIGN: Copenhagen - R
R3, R4, R5, R6, R7, R8

| MODEL # | PRODUCT DESCRIPTION | 613E 626 BSP WSP | 605 606 609 611 612 616 618 619 620 625 629 ² 630 ² 693 |
|---------------------------------------|--------------------------------------|---------------------|--|
| SINGLE CYLINDER: | | | |
| 8805FL | Storeroom or Closet | \$698.00 | \$722.00 |
| 8807FL | Entrance | | |
| 8808FL | Classroom | | |
| 8809FL | Classroom or Office with Thumbturn | \$708.00 | \$732.00 |
| 8824FL | Hold Back | \$698.00 | \$722.00 |
| 8829FL | Closet | | |
| 8833FL | Exit | | |
| 8834FL | All Purpose | | |
| 8864FL | Bathroom with Indicator | \$802.00 | \$826.00 |
| SINGLE CYLINDER WITH DEADBOLT: | | | |
| 8822FL | Dormitory | \$718.00 | \$742.00 |
| 8823FL | Storeroom | | |
| 8840FL | Storeroom | | |
| 8847FL | Entrance or Apartment | | |
| 8860FL | Entrance or Storeroom | | |
| 8861FL | Dormitory or Storeroom | | |
| 8867FL | Dormitory or Exit | | |
| DOUBLE CYLINDER: | | | |
| 8808-2FL | Classroom | \$771.00 | \$795.00 |
| 8817-2FL | Apartment, Exit or Public Toilet | | |
| 8830-2FL | Asylum | | |
| 8834-2FL | All Purpose | | |
| DOUBLE CYLINDER WITH DEADBOLT: | | | |
| 8811-2FL | Classroom Deadbolt | \$791.00 | \$815.00 |
| 8812-2FL | Classroom Security | | |
| 8818-2FL | Classroom Security Intruder | | |
| 8860-2FL | Entrance or Storeroom | | |
| HOTEL/MOTEL: | | | |
| 8820FL ¹ | Hotel/Motel | \$807.00 | \$831.00 |
| 8827FL ¹ | Hotel/Motel | | |
| 8832FL | Hotel/Motel | \$786.00 | \$810.00 |
| NON-KEYED: | | | |
| 8801FL | Passage | \$600.00 | \$624.00 |
| 8802FL | Privacy | \$645.00 | \$669.00 |
| 8828FL | Exit | \$600.00 | \$624.00 |
| 8835FL | Exit with Thumbturn | \$630.00 | \$654.00 |
| 8862FL | Bathroom | \$625.00 | \$649.00 |
| 8865FL | Bathroom with Thumbturn | \$635.00 | \$659.00 |
| DUMMY TRIM: | | | |
| 855FL | Single | \$256.00 | \$268.00 |
| 838AFL | Pair | \$512.00 | \$536.00 |
| 838BFL | Pair (Strike available upon request) | \$537.00 | \$561.00 |
| 8870FLDT | Plain | \$600.00 | \$624.00 |
| 8871FLDT | Latchbolt | | |
| 8872FLDT | Latchbolt x Deadbolt | | |

1. Price Includes Hotel Indicator.
2. Levers are Nickel Plated to match Stainless Steel

When Ordering: Specify design, hand and finish.



DISTRIBUTOR LIST PRICES

8800FL SERIES MORTISE LOCKS

LEVER DESIGNS: Augusta - AU Monroe - MO **ESCUTCHEON DESIGN:** Camden - CN
 Carmel - CR Pacific Beach - PB E3, E4

| MODEL # | PRODUCT DESCRIPTION | 613E 626 BSP WSP | 605 606 609 611 612 616 618 619 620 625 629 ² 630 ² 693 |
|---------------------------------------|--------------------------------------|---------------------|--|
| SINGLE CYLINDER: | | | |
| 8805FL | Storeroom or Closet | \$718.00 | \$742.00 |
| 8807FL | Entrance | | |
| 8808FL | Classroom | | |
| 8809FL | Classroom or Office with Thumbturn | \$728.00 | \$752.00 |
| 8824FL | Hold Back | \$718.00 | \$742.00 |
| 8829FL | Closet | | |
| 8833FL | Exit | | |
| 8834FL | All Purpose | | |
| 8864FL | Bathroom with Indicator | \$822.00 | \$846.00 |
| SINGLE CYLINDER WITH DEADBOLT: | | | |
| 8822FL | Dormitory | \$738.00 | \$762.00 |
| 8823FL | Storeroom | | |
| 8840FL | Storeroom | | |
| 8847FL | Entrance or Apartment | | |
| 8860FL | Entrance or Storeroom | | |
| 8861FL | Dormitory or Storeroom | | |
| 8867FL | Dormitory or Exit | | |
| DOUBLE CYLINDER: | | | |
| 8808-2FL | Classroom | \$791.00 | \$815.00 |
| 8817-2FL | Apartment, Exit or Public Toilet | | |
| 8830-2FL | Asylum | | |
| 8834-2FL | All Purpose | | |
| DOUBLE CYLINDER WITH DEADBOLT: | | | |
| 8811-2FL | Classroom Deadbolt | \$811.00 | \$835.00 |
| 8812-2FL | Classroom Security | | |
| 8818-2FL | Classroom Security Intruder | | |
| 8860-2FL | Entrance or Storeroom | | |
| HOTEL/MOTEL: | | | |
| 8820FL ¹ | Hotel/Motel | \$827.00 | \$851.00 |
| 8827FL ¹ | Hotel/Motel | | |
| 8832FL | Hotel/Motel | \$806.00 | \$830.00 |
| NON-KEYED: | | | |
| 8801FL | Passage | \$620.00 | \$644.00 |
| 8802FL | Privacy | \$665.00 | \$689.00 |
| 8828FL | Exit | \$620.00 | \$644.00 |
| 8835FL | Exit with Thumbturn | \$650.00 | \$674.00 |
| 8862FL | Bathroom | \$645.00 | \$669.00 |
| 8865FL | Bathroom with Thumbturn | \$655.00 | \$679.00 |
| DUMMY TRIM: | | | |
| 855FL | Single | \$266.00 | \$278.00 |
| 838AFL | Pair | \$532.00 | \$556.00 |
| 838BFL | Pair (Strike available upon request) | \$557.00 | \$581.00 |
| 8870FLDT | Plain | \$620.00 | \$644.00 |
| 8871FLDT | Latchbolt | | |
| 8872FLDT | Latchbolt x Deadbolt | | |

1. Price Includes Hotel Indicator.
2. Levers and Escutcheons are Nickel Plated to match Stainless Steel.

When Ordering: Specify design, hand and finish.



DISTRIBUTOR LIST PRICES

8800FL SERIES MORTISE LOCKS

LEVER DESIGNS: Arcadia - AR
Jefferson - JN

Pinehurst - PN
Virginia - VI

ROSE DESIGN: Copenhagen - R
R3, R4, R5, R6, R7, R8

| MODEL # | PRODUCT DESCRIPTION | 613E 626 BSP WSP | 605 606 609 611 612 616 618 619 620 625 629 ² 630 ² 693 |
|---------------------------------------|--------------------------------------|---------------------|--|
| SINGLE CYLINDER: | | | |
| 8805FL | Storeroom or Closet | \$805.00 | \$829.00 |
| 8807FL | Entrance | | |
| 8808FL | Classroom | | |
| 8809FL | Classroom or Office with Thumbturn | \$815.00 | \$839.00 |
| 8824FL | Hold Back | \$805.00 | \$829.00 |
| 8829FL | Closet | | |
| 8833FL | Exit | | |
| 8834FL | All Purpose | | |
| 8864FL | Bathroom with Indicator | \$909.00 | \$933.00 |
| SINGLE CYLINDER WITH DEADBOLT: | | | |
| 8822FL | Dormitory | \$825.00 | \$849.00 |
| 8823FL | Storeroom | | |
| 8840FL | Storeroom | | |
| 8847FL | Entrance or Apartment | | |
| 8860FL | Entrance or Storeroom | | |
| 8861FL | Dormitory or Storeroom | | |
| 8867FL | Dormitory or Exit | | |
| DOUBLE CYLINDER: | | | |
| 8808-2FL | Classroom | \$878.00 | \$902.00 |
| 8817-2FL | Apartment, Exit or Public Toilet | | |
| 8830-2FL | Asylum | | |
| 8834-2FL | All Purpose | | |
| DOUBLE CYLINDER WITH DEADBOLT: | | | |
| 8811-2FL | Classroom Deadbolt | \$898.00 | \$922.00 |
| 8812-2FL | Classroom Security | | |
| 8818-2FL | Classroom Security Intruder | | |
| 8860-2FL | Entrance or Storeroom | | |
| HOTEL/MOTEL: | | | |
| 8820FL ¹ | Hotel/Motel | \$914.00 | \$938.00 |
| 8827FL ¹ | Hotel/Motel | | |
| 8832FL | Hotel/Motel | \$893.00 | \$917.00 |
| NON-KEYED: | | | |
| 8801FL | Passage | \$707.00 | \$731.00 |
| 8802FL | Privacy | \$752.00 | \$776.00 |
| 8828FL | Exit | \$707.00 | \$731.00 |
| 8835FL | Exit with Thumbturn | \$737.00 | \$761.00 |
| 8862FL | Bathroom | \$732.00 | \$756.00 |
| 8865FL | Bathroom with Thumbturn | \$742.00 | \$766.00 |
| DUMMY TRIM: | | | |
| 855FL | Single | \$309.50 | \$321.50 |
| 838AFL | Pair | \$619.00 | \$643.00 |
| 838BFL | Pair (Strike available upon request) | \$644.00 | \$668.00 |
| 8870FLDT | Plain | \$707.00 | \$731.00 |
| 8871FLDT | Latchbolt | | |
| 8872FLDT | Latchbolt x Deadbolt | | |

1. Price Includes Hotel Indicator.
2. Levers are Nickel Plated to match Stainless Steel

When Ordering: Specify design, hand and finish.



DISTRIBUTOR LIST PRICES

8800FL SERIES MORTISE LOCKS

LEVER DESIGNS: Arcadia - AR Pinehurst - PN **ESCUTCHEON DESIGN:** Camden - CN
 Jefferson - JN Virginia - VI E3, E4

| MODEL # | PRODUCT DESCRIPTION | 613E 626 BSP WSP | 605 606 609 611 612 616 618 619 620 625 629° 630° 693 |
|---------------------------------------|--------------------------------------|---------------------|--|
| SINGLE CYLINDER: | | | |
| 8805FL | Storeroom or Closet | \$825.00 | \$849.00 |
| 8807FL | Entrance | | |
| 8808FL | Classroom | | |
| 8809FL | Classroom or Office with Thumbturn | \$835.00 | \$859.00 |
| 8824FL | Hold Back | \$825.00 | \$849.00 |
| 8829FL | Closet | | |
| 8833FL | Exit | | |
| 8834FL | All Purpose | | |
| 8864FL | Bathroom with Indicator | \$929.00 | \$953.00 |
| SINGLE CYLINDER WITH DEADBOLT: | | | |
| 8822FL | Dormitory | \$845.00 | \$869.00 |
| 8823FL | Storeroom | | |
| 8840FL | Storeroom | | |
| 8847FL | Entrance or Apartment | | |
| 8860FL | Entrance or Storeroom | | |
| 8861FL | Dormitory or Storeroom | | |
| 8867FL | Dormitory or Exit | | |
| DOUBLE CYLINDER: | | | |
| 8808-2FL | Classroom | \$898.00 | \$922.00 |
| 8817-2FL | Apartment, Exit or Public Toilet | | |
| 8830-2FL | Asylum | | |
| 8834-2FL | All Purpose | | |
| DOUBLE CYLINDER WITH DEADBOLT: | | | |
| 8811-2FL | Classroom Deadbolt | \$918.00 | \$942.00 |
| 8812-2FL | Classroom Security | | |
| 8818-2FL | Classroom Security Intruder | | |
| 8860-2FL | Entrance or Storeroom | | |
| HOTEL/MOTEL: | | | |
| 8820FL ¹ | Hotel/Motel | \$934.00 | \$958.00 |
| 8827FL ¹ | Hotel/Motel | | |
| 8832FL | Hotel/Motel | \$913.00 | \$937.00 |
| NON-KEYED: | | | |
| 8801FL | Passage | \$727.00 | \$751.00 |
| 8802FL | Privacy | \$772.00 | \$796.00 |
| 8828FL | Exit | \$727.00 | \$751.00 |
| 8835FL | Exit with Thumbturn | \$757.00 | \$781.00 |
| 8862FL | Bathroom | \$752.00 | \$776.00 |
| 8865FL | Bathroom with Thumbturn | \$762.00 | \$786.00 |
| DUMMY TRIM: | | | |
| 855FL | Single | \$319.50 | \$331.50 |
| 838AFL | Pair | \$639.00 | \$663.00 |
| 838BFL | Pair (Strike available upon request) | \$664.00 | \$688.00 |
| 8870FLDT | Plain | \$727.00 | \$751.00 |
| 8871FLDT | Latchbolt | | |
| 8872FLDT | Latchbolt x Deadbolt | | |
| | | | |

1. Price Includes Hotel Indicator.
2. Levers and Escutcheons are Nickel Plated to Match Stainless Steel.

When Ordering: Specify design, hand and finish.



DISTRIBUTOR LIST PRICES

8800FL SERIES DESIGNER MORTISE LOCKS

LEVER DESIGN: Hampton - HA

ROSE DESIGNS: R3, R4, R5, R6, R7, R8, Copenhagen - R

ESCUTCHEON DESIGNS: E3, E4, Camden - CN

| MODEL # | PRODUCT DESCRIPTION | ROSE TRIM | | ESCUTCHEON TRIM | | | |
|---------------------------------------|--------------------------------------|-----------|-----|-----------------|------------|-----|-----|
| | | 605 | 606 | 605 | 606 | | |
| | | 619 | 625 | 626 | 619 | 625 | 626 |
| SINGLE CYLINDER: | | | | | | | |
| 8805FL | Storeroom or Closet | \$823.00 | | | \$925.00 | | |
| 8807FL | Entrance | | | | | | |
| 8808FL | Classroom | | | | | | |
| 8809FL | Classroom or Office with Thumbturn | \$833.00 | | | \$935.00 | | |
| 8824FL | Holdback | \$823.00 | | | \$925.00 | | |
| 8829FL | Closet | | | | | | |
| 8833FL | Exit | | | | | | |
| 8834FL | All Purpose | | | | | | |
| 8864FL | Bathroom with Indicator | | | | | | |
| 8864FL | Bathroom with Indicator | \$927.00 | | | \$1,029.00 | | |
| SINGLE CYLINDER WITH DEADBOLT: | | | | | | | |
| 8822FL | Dormitory | \$843.00 | | | \$945.00 | | |
| 8823FL | Storeroom | | | | | | |
| 8840FL | Storeroom | | | | | | |
| 8847FL | Entrance or Apartment | | | | | | |
| 8860FL | Entrance or Storeroom | | | | | | |
| 8861FL | Dormitory or Storeroom | | | | | | |
| 8867FL | Dormitory or Exit | | | | | | |
| DOUBLE CYLINDER: | | | | | | | |
| 8808-2FL | Classroom | \$896.00 | | | \$998.00 | | |
| 8817-2FL | Apartment, Exit or Public Toilet | | | | | | |
| 8830-2FL | Asylum | | | | | | |
| 8834-2FL | All Purpose | | | | | | |
| DOUBLE CYLINDER WITH DEADBOLT: | | | | | | | |
| 8811-2FL | Classroom Deadbolt | \$916.00 | | | \$1,018.00 | | |
| 8812-2FL | Classroom Security | | | | | | |
| 8818-2FL | Classroom Security Intruder | | | | | | |
| 8860-2FL | Entrance or Storeroom | | | | | | |
| HOTEL/MOTEL: | | | | | | | |
| 8820FL ¹ | Hotel/Motel | \$932.00 | | | \$1,034.00 | | |
| 8827FL ¹ | Hotel/Motel | | | | | | |
| 8832FL | Hotel/Motel | \$911.00 | | | \$1,013.00 | | |
| NON-KEYED: | | | | | | | |
| 8801FL | Passage | \$725.00 | | | \$827.00 | | |
| 8802FL | Privacy | \$770.00 | | | \$872.00 | | |
| 8828FL | Exit | \$725.00 | | | \$827.00 | | |
| 8835FL | Exit with Thumbturn | \$755.00 | | | \$857.00 | | |
| 8862FL | Bathroom | \$750.00 | | | \$852.00 | | |
| 8865FL | Bathroom with Thumbturn | \$760.00 | | | \$862.00 | | |
| DUMMY TRIM: | | | | | | | |
| 855FL | Single | \$318.50 | | | \$369.50 | | |
| 838AFL | Pair | \$637.00 | | | \$739.00 | | |
| 838BFL | Pair (Strike available upon request) | \$662.00 | | | \$764.00 | | |
| 8870FLDT | Plain | \$725.00 | | | \$827.00 | | |
| 8871FLDT | Latchbolt | | | | | | |
| 8872FLDT | Latchbolt x Deadbolt | | | | | | |
| 8872FLDT | Latchbolt x Deadbolt | | | | | | |

1. Price Includes Hotel Indicator.

When Ordering: Specify design, function, hand finish and trim.



DISTRIBUTOR LIST PRICES

8800 SERIES MORTISE LOCKS

KNOB DESIGNS: Copenhagen - CO

ROSE DESIGN: Copenhagen - R
R3, R4, R5, R6, R7, R8

| MODEL # | PRODUCT DESCRIPTION | 613E 626 BSP WSP | 605 606 609 611 612 616 618 619 620 625 629 ^o 630 ^o 693 |
|---------------------------------------|--------------------------------------|---------------------|--|
| SINGLE CYLINDER: | | | |
| 8805 | Storeroom or Closet | \$670.00 | \$694.00 |
| 8807 | Entrance | | |
| 8808 | Classroom | | |
| 8809 | Classroom or Office with Thumbturn | \$680.00 | \$704.00 |
| 8824 | Holdback | \$670.00 | \$694.00 |
| 8829 | Closet | | |
| 8833 | Exit | | |
| 8834 | All Purpose | | |
| 8864 | Bathroom with Indicator | | |
| SINGLE CYLINDER WITH DEADBOLT: | | | |
| 8822 | Dormitory | \$690.00 | \$714.00 |
| 8823 | Storeroom | \$778.00 | \$802.00 |
| 8831 ² | Detention | | |
| 8840 | Storeroom | | |
| 8847 | Entrance or Apartment | \$690.00 | \$714.00 |
| 8860 | Entrance or Storeroom | | |
| 8861 | Dormitory or Storeroom | | |
| 8867 | Dormitory or Exit | | |
| DOUBLE CYLINDER: | | | |
| 8808-2 | Classroom | \$743.00 | \$767.00 |
| 8817-2 | Apartment, Exit or Public Toilet | | |
| 8830-2 | Asylum | | |
| 8834-2 | All Purpose | | |
| DOUBLE CYLINDER WITH DEADBOLT: | | | |
| 8811-2 | Classroom Deadbolt | \$763.00 | \$787.00 |
| 8812-2 | Classroom Security | | |
| 8818-2 | Classroom Security Intruder | | |
| 8860-2 | Entrance or Storeroom | | |
| HOTEL/MOTEL: | | | |
| 8820 ¹ | Hotel/Motel | \$779.00 | \$803.00 |
| 8827 ¹ | Hotel/Motel | | |
| 8832 | Hotel/Motel | \$758.00 | \$782.00 |
| NON-KEYED: | | | |
| 8801 | Passage | \$572.00 | \$596.00 |
| 8802 | Privacy | \$617.00 | \$641.00 |
| 8828 | Exit | \$572.00 | \$596.00 |
| 8835 | Exit with Thumbturn | \$602.00 | \$626.00 |
| 8862 | Bathroom | \$597.00 | \$621.00 |
| 8865 | Bathroom with Thumbturn | \$607.00 | \$631.00 |
| DUMMY TRIM: | | | |
| 855 | Single | \$242.00 | \$254.00 |
| 836A | Pair | \$484.00 | \$508.00 |
| 836B | Pair (Strike available upon request) | \$509.00 | \$533.00 |
| 8870DT | Plain | \$572.00 | \$596.00 |
| 8871DT | Latchbolt | | |
| 8872DT | Latchbolt x Deadbolt | | |

1. Price Includes Hotel Indicator.
2. Price Includes Heat-Treated Base and Torx[®].
3. Knobs are Nickel Plated to Match Stainless Steel.

When Ordering: Specify design, hand and finish.



DISTRIBUTOR LIST PRICES

8800 SERIES MORTISE LOCKS

KNOB DESIGNS: Copenhagen - CO

ESCUTCHEON DESIGN: Camden - CN
E3, E4

| MODEL # | PRODUCT DESCRIPTION | 613E 626 BSP WSP | 605 606 609 611 612 616 618 619 620 625 629 ³ 630 ³ 693 |
|---------------------------------------|--------------------------------------|---------------------|--|
| SINGLE CYLINDER: | | | |
| 8805 | Storeroom or Closet | \$690.00 | \$714.00 |
| 8807 | Entrance | | |
| 8808 | Classroom | | |
| 8809 | Classroom or Office with Thumbturn | \$700.00 | \$724.00 |
| 8824 | Holdback | \$690.00 | \$714.00 |
| 8829 | Closet | | |
| 8833 | Exit | | |
| 8834 | All Purpose | | |
| 8864 | Bathroom with Indicator | \$794.00 | \$818.00 |
| SINGLE CYLINDER WITH DEADBOLT: | | | |
| 8822 | Dormitory | \$710.00 | \$734.00 |
| 8823 | Storeroom | | |
| 8831 ² | Detention | \$798.00 | \$822.00 |
| 8840 | Storeroom | \$710.00 | \$734.00 |
| 8847 | Entrance or Apartment | | |
| 8860 | Entrance or Storeroom | | |
| 8861 | Dormitory or Storeroom | | |
| 8867 | Dormitory or Exit | | |
| DOUBLE CYLINDER: | | | |
| 8808-2 | Classroom | \$763.00 | \$787.00 |
| 8817-2 | Apartment, Exit or Public Toilet | | |
| 8830-2 | Asylum | | |
| 8834-2 | All Purpose | | |
| DOUBLE CYLINDER WITH DEADBOLT: | | | |
| 8811-2 | Classroom Deadbolt | \$783.00 | \$807.00 |
| 8812-2 | Classroom Security | | |
| 8818-2 | Classroom Security Intruder | | |
| 8860-2 | Entrance or Storeroom | | |
| HOTEL/MOTEL: | | | |
| 8820 ¹ | Hotel/Motel | \$799.00 | \$823.00 |
| 8827 ¹ | Hotel/Motel | | |
| 8832 | Hotel/Motel | \$778.00 | \$802.00 |
| NON-KEYED: | | | |
| 8801 | Passage | \$592.00 | \$616.00 |
| 8802 | Privacy | \$637.00 | \$661.00 |
| 8828 | Exit | \$592.00 | \$616.00 |
| 8835 | Exit with Thumbturn | \$622.00 | \$646.00 |
| 8862 | Bathroom | \$617.00 | \$641.00 |
| 8865 | Bathroom with Thumbturn | \$627.00 | \$651.00 |
| DUMMY TRIM: | | | |
| 855 | Single | \$252.00 | \$264.00 |
| 836A | Pair | \$504.00 | \$528.00 |
| 836B | Pair (Strike available upon request) | \$529.00 | \$553.00 |
| 8870DT | Plain | \$592.00 | \$616.00 |
| 8871DT | Latchbolt | | |
| 8872DT | Latchbolt x Deadbolt | | |

1. Price Includes Hotel Indicator.
2. Price Includes Heat Treated Base and TORX®.
3. Knobs and Escutcheons are Nickel Plated to match Stainless Steel.

When Ordering: Specify design, hand and finish.



DISTRIBUTOR LIST PRICES

8800FL SERIES MORTISE DEADLOCKS WITH A/F, CYLINDERS & THUMBTURNS

| MODEL # | PRODUCT DESCRIPTION | ALL FINISHES |
|-------------------|--------------------------------|--------------|
| DEADLOCKS: | | |
| 8813ST | Single Cylinder with Thumbturn | \$388.00 |
| 8813ST-2 | Double Cylinder with Thumbturn | \$461.00 |
| 8814 | Single Cylinder | \$331.00 |
| 8814-2 | Double Cylinder | \$404.00 |
| 8815 | Single Cylinder with Thumbturn | \$388.00 |
| 8833-2 | Double Cylinder | \$404.00 |

When Ordering: Specify design, hand and finish.



MORTISE LOCK COMPONENTS

MORTISE LOCK BODIES (WITH ARMOR FRONT AND STRIKE)

| FUNCTION | LOCKBODY MODEL # | LIST PRICE |
|----------------|------------------|------------|
| LEVERS: | | |
| 8801FL | LBDY8801FL | \$336.00 |
| 8802FL | LBDY8802FL | \$426.00 |
| 8805FL | LBDY8805FL | \$388.00 |
| 8807FL | LBDY8807FL | |
| 8808FL | LBDY8808FL | |
| 8809FL | LBDY8809FL | |
| 8864FL | LBDY8864FL | |
| 8808-2FL | LBDY8808FL | |
| 8811-2FL | LBDY8811FL | \$426.00 |
| 8812-2FL | LBDY8812FL | \$388.00 |
| 8817-2FL | LBDY8817FL | |
| 8818-2FL | LBDY8818FL | \$426.00 |
| 8820FL | LBDY8820FL | |
| 8822FL | LBDY8822FL | |
| 8823FL | LBDY8823FL | |
| 8824FL | LBDY8824FL | |
| 8827FL | LBDY8827FL | |
| 8832FL | LBDY8832FL | |
| 8835FL | LBDY8835FL | |
| 8840FL | LBDY8840FL | |
| 8847FL | LBDY8847FL | |
| 8828FL | LBDY8828FL | \$340.00 |
| 8829FL | LBDY8829FL | \$388.00 |
| 8830-2FL | LBDY8830FL | \$415.00 |
| 8833FL | LBDY8833FL | \$388.00 |
| 8833-2FL | LBDY8833FL | |
| 8834FL | LBDY8834FL | |
| 8834-2FL | LBDY8834FL | \$415.00 |
| 8860FL | LBDY8860FL | |
| 8860-2FL | LBDY8860FL | \$388.00 |
| 8861FL | LBDY8861FL | |
| 8862FL | LBDY8862FL | \$415.00 |
| 8865FL | LBDY8865FL | |
| 8867FL | LBDY8867FL | \$415.00 |

| FUNCTION | LOCKBODY MODEL # | LIST PRICE |
|---------------|------------------|------------|
| KNOBS: | | |
| 8801 | LBDY8801 | \$336.00 |
| 8802 | LBDY8802 | \$426.00 |
| 8805 | LBDY8805 | \$388.00 |
| 8807 | LBDY8807 | |
| 8808 | LBDY8808 | |
| 8809 | LBDY8809 | |
| 8864 | LBDY8864 | |
| 8808-2 | LBDY8808 | |
| 8811-2 | LBDY8811 | \$426.00 |
| 8812-2 | LBDY8812 | \$388.00 |
| 8817-2 | LBDY8817 | |
| 8818-2 | LBDY8818 | \$426.00 |
| 8820 | LBDY8820 | |
| 8822 | LBDY8822 | |
| 8823 | LBDY8823 | |
| 8824 | LBDY8824 | |
| 8827 | LBDY8827 | |
| 8832 | LBDY8832 | |
| 8835 | LBDY8835 | |
| 8840 | LBDY8840 | |
| 8847 | LBDY8847 | |
| 8828 | LBDY8828 | \$340.00 |
| 8829 | LBDY8829 | \$388.00 |
| 8830-2 | LBDY8830 | \$415.00 |
| 8831 | LBDY8831 | \$388.00 |
| 8833 | LBDY8833 | |
| 8833-2 | LBDY8833 | |
| 8834 | LBDY8834 | \$415.00 |
| 8834-2 | LBDY8834 | |
| 8860 | LBDY8860 | \$388.00 |
| 8860-2 | LBDY8860 | |
| 8861 | LBDY8861 | \$415.00 |
| 8862 | LBDY8862 | |
| 8865 | LBDY8865 | \$388.00 |
| 8867 | LBDY8867 | |

NOTE: Trim priced separately.

Armor Fronts and Strikes included with lockbodies only. Finish must be specified.

Cylinders are not furnished with lock bodies; cylinders must be ordered separately.

Limited quantities of armor fronts available for mortise locks shipped prior to March 2012. Contact factory for more information.

| PART NUMBER USED WITH PRODUCT SHIPPED BETWEEN MARCH 2012 AND AUGUST 2014 | PART NUMBER USED WITH PRODUCT SHIPPED AFTER AUGUST 2014 | LOCK FUNCTION | ALL FINISHES |
|--|---|--|--------------|
| ARMOR FRONT & STRIKE PACKS: | | | |
| 50-0010-8801-FIN | 50-0020-8801-FIN | 8801, 8862, 8865 | \$56.00 |
| 50-0010-8802-FIN | 50-0020-8802-FIN | 8802, 8811, 8822, 8823, 8860, 8861 | |
| 50-0010-8805-FIN | 50-0020-8805-FIN | 8805, 8808, 8809, 8817, 8824, 8828, 8829, 8830, 8833, 8834, 8834-2, 8864 | |
| 50-0010-8807-FIN | 50-0020-8807-FIN | 8807 | |
| 50-0010-8813-FIN | 50-0020-8813-FIN | 8813, 8814, 8815 | |
| 50-0010-8820-FIN | 50-0020-8820-FIN | 8812, 8818, 8820, 8831, 8832, 8835 | |
| 50-0010-8847-FIN | 50-0020-8847-FIN | 8827, 8847 | |
| 50-0010-8867-FIN | 50-0020-8867-FIN | 8867 | |

When Ordering: Specify design, hand and finish.



MORTISE LOCK COMPONENTS

TRIM PACKS

| PRODUCT CODE | PRODUCT DESCRIPTION | 613E 626 BSP WSP | 605 606 609 611 612 616 618 619 620 625 629' 630' 693 |
|---------------------------------|-----------------------|---------------------|--|
| LEVERS WITH ROSES: | | | |
| AUR | Specify lock function | \$468.00 | \$492.00 |
| CRR | Specify lock function | | |
| MOR | Specify lock function | | |
| PBR | Specify lock function | | |
| ARR | Specify lock function | \$566.00 | \$590.00 |
| JNR | Specify lock function | | |
| PNR | Specify lock function | | |
| VIR | Specify lock function | | |
| LEVERS WITH ESCUTCHEONS: | | | |
| AUCN | Specify lock function | \$488.00 | \$512.00 |
| CRCN | Specify lock function | | |
| MOCN | Specify lock function | | |
| PBCN | Specify lock function | | |
| ARCN | Specify lock function | \$586.00 | \$610.00 |
| JNCN | Specify lock function | | |
| PNCN | Specify lock function | | |
| VICN | Specify lock function | | |
| KNOBS WITH ROSES: | | | |
| COR | Specify lock function | \$448.00 | \$472.00 |
| KNOBS WITH ESCUTCHEONS: | | | |
| COCN | Specify lock function | \$468.00 | \$492.00 |

1. Levers, Knobs and CN Escutcheons are Nickel Plated to match Stainless Steel.

When Ordering: Specify finish.



MORTISE LOCK PARTS

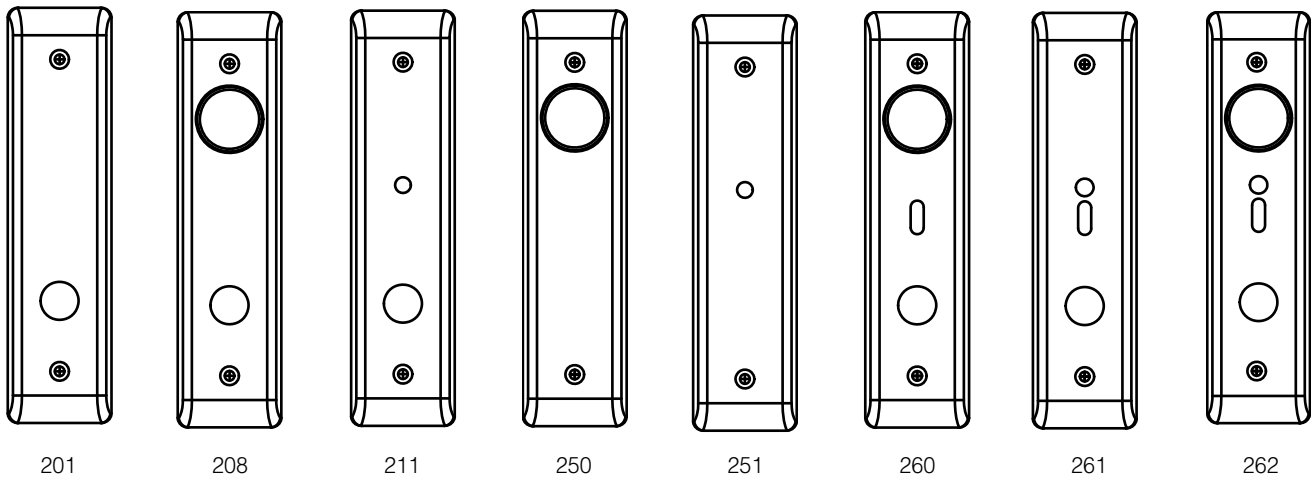
| MODEL # | PRODUCT DESCRIPTION | 613E 626 BSP WSP | 605 606 609 611 612 616 618 619 620 625 629' 630' 693 |
|---------------------------|---------------------|------------------|--|
| ESCUTCHEON PLATES: | | | |
| CN87 | Inside | \$94.00 | \$98.00 |
| CN88 | Outside | | |

| MODEL # | PRODUCT DESCRIPTION | 613E 626 BSP WSP | 605 606 611 612 618 619 625 629' 630' US10BL US20D |
|---------------------------|---------------------|------------------|---|
| ESCUTCHEON PLATES: | | | |
| E3-88 | Outside | \$234.00 | \$258.00 |
| E3-87 | Inside | | |
| E4-88 | Outside | | |
| E4-87 | Inside | | |

NOTE: When ordering escutcheons separately, specify the model number of the escutcheon plate suffixed with the spacing number. The spacing number indicates the hole preparation in the escutcheon plate to coordinate with the lock functions.

- 211, 251 inside escutcheon include thumbturn
- 211 outside escutcheon has hole for emergency release tool
- 260, 261, & 262 used with CN escutcheon only. These are an assembly which includes indicator.
- 262 used with CN88 only

1. CN Escutcheons are Nickel Plated to match Stainless Steel.



| MODEL # | PRODUCT DESCRIPTION | ALL FINISHES |
|-----------------|---|--------------|
| STRIKES: | | |
| 2815 | Latchbolt and Deadbolt, Curved Lip (8800) | \$38.00 |
| 2816 | Latchbolt and Deadbolt, Flat Lip (8800) | |
| 497B | Blank Filler Plate | |
| 718 | Open Back Strike (black) | \$153.00 |
| 202 | Strike Box | \$2.00 |

NOTE: Standard strike pack does not include TORX screws. Add \$2.00 to strike for TORX screws.

When Ordering: Specify finish.



MORTISE LOCK PARTS

| OUTSIDE | INSIDE | 613E 626 BSP WSP | 605 606 609 611 612 616 618 619 620 625 629' 630' 693 |
|---|--------|---------------------|---|
| LEVER HANDLES – PAIRS WITH SPINDLES: | | | |
| CR904 | X | CR905 | \$350.00 \$374.00 |
| AU904 | X | AU905 | |
| MO904 | X | MO905 | |
| PB904 | X | PB905 | |
| VI904 | X | VI905 | |
| AR902 | X | AR903 | \$457.00 \$481.00 |
| JN902 | X | JN903 | |
| PN904 | X | PN905 | |

1. Levers are Nickel Plated to match Stainless Steel.

| OUTSIDE | X | INSIDE | ALL FINISHES |
|--|---|--------|--------------|
| DESIGNER LEVER HANDLES - PAIRS WITH SPINDLES: | | | |
| HA904 | X | HA905 | \$483.00 |

| PRODUCT # | 613E 626 BSP WSP | 605 606 609 611 612 616 618 619 620 625 629' 630' 693 |
|------------------------------------|---------------------|---|
| KNOB – PAIRS WITH SPINDLES: | | |
| CO35S | \$319.00 | \$331.00 |

1. Knobs are Nickel Plated to match Stainless Steel.

| MODEL # | PRODUCT DESCRIPTION | 613E 626 BSP WSP | 605 606 611 612 618 619 625 629' 630' US10BL US20D |
|-------------------------|---------------------|---------------------|--|
| ROSE ASSEMBLIES: | | | |
| R3-505 | Inside | \$74.00 | \$98.00 |
| R3-506 | Outside | | |
| R4-505 | Inside | | |
| R4-506 | Outside | | |
| R5-505 | Inside | | |
| R5-506 | Outside | | |
| R6-505 | Inside | | |
| R6-506 | Outside | | |
| R7-505 | Inside | | |
| R7-506 | Outside | | |
| R8-505 | Inside | | |
| R8-506 | Outside | | |

| PRODUCT # | PRODUCT DESCRIPTION | 613E 626 BSP WSP | 605 606 609 611 612 616 618 619 620 625 629 630 693 |
|----------------------|---------------------|---------------------|--|
| ROSES – EACH: | | | |
| CO505 | Inside Rose | \$83.00 | \$87.00 |
| CO506 | Outside Rose | | |

| PRODUCT # | PRODUCT DESCRIPTION | ALL FINISHES |
|--------------------------------------|------------------------------|--------------|
| TURN KNOBS – EACH: | | |
| GF1824 | Round Plate - with Thumbturn | \$57.00 |
| EMERGENCY KEY PLATES: | | |
| GF1826 | Round Plate - Privacy | \$57.00 |
| GF1828 | Round Plate - Blank | |
| THUMBURNS FOR DESIGNER TRIM*: | | |
| 50-1824-0033 | For Rose 1-3/4" Door | \$147.00 |

*For escutcheon trim, inside plate must be ordered. See page 58.

When Ordering: Specify finish.



MORTISE LOCK PARTS

| PART NUMBER USED WITH PRODUCT SHIPPED BETWEEN MARCH 2012 AND AUGUST 2014 | PART NUMBER USED WITH PRODUCT SHIPPED AFTER AUGUST 2014 | LOCK FUNCTION | ALL FINISHES |
|--|---|--|--------------|
| ARMOR FRONTS: | | | |
| 50-8801-X119 | 50-8801-X219 | 8801, 8862, 8865 | \$31.00 |
| 50-8802-X119 | 50-8802-X219 | 8802, 8811, 8822, 8823, 8860, 8861 | |
| 50-8805-X119 | 50-8805-X219 | 8805, 8808, 8809, 8817, 8824, 8828, 8829, 8830, 8833, 8834, 8834-2, 8864 | |
| 50-8807-X119 | 50-8807-X219 | 8807 | |
| 50-8813-X119 | 50-8813-X219 | 8813, 8814, 8815 | |
| 50-8820-X119 | 50-8820-X219 | 8812, 8818, 8820, 8831, 8832, 8835 | |
| 50-8847-X119 | 50-8847-X219 | 8827, 8847 | |
| 50-8867-X119 | 50-8867-X219 | 8867 | |
| 81-00X2-0404 | 81-00X2-0404 | Armor Front Screw (each) | \$0.31 |

Note: Limited quantities of armor fronts available for mortise locks shipped prior to March 2012. Contact factory for more information.

For "X" in part number, specify finish required:

- For 605, 606, 609, 611, 612, 613, 616, 618, 619, 620, 625, 626, 693 or 722 substitute "X" with "2"
- For 629 or 630 substitute "X" with "7"

Example = 50-8847-7219 would be used for an 8847 mortise lock in 630 finish.

| MODEL # | PRODUCT DESCRIPTION | ALL FINISHES |
|-------------------------------|---|--------------|
| SPINDLE (PARTS): | | |
| 1173L | Straight Spindle 3/8" | \$44.00 |
| 1178L | Swivel Spindle 3/8" for Lever x Lever | |
| F1198 | Threaded Hook Spindle 3/8" | |
| DUMMY SPINDLE (PARTS): | | |
| 1424 | Dummy Spindle Assembly (P/N 50-1424-0003-048) | \$38.00 |

| MODEL # | PRODUCT DESCRIPTION | 612 626 |
|---------------------------------|---|------------|
| RABBETED KITS: | | |
| RK245 | Latchbolt & Deadbolt, 1-3/4" & 2" Door | \$224.00 |
| TOOLS: | | |
| S1064 | Knob & Rose Wrench | \$3.10 |
| E203 | Emergency Key | \$2.78 |
| OCCUPANCY INDICATOR KIT: | | |
| IND-K | Retrofit Kit Used with Sectional Trim Only for 8802(FL) and 8862(FL). Specify Finish. | \$94.00 |
| CIND-K | Retrofit Kit Used with Sectional Trim Only for 8818-2(FL), 8822(FL) and 8832(FL). Specify Finish. Not available for use with R1, R2, R3, R4, or R5 roses. | |

When Ordering: Specify finish.



DISTRIBUTOR LIST PRICES

8800FL SERIES ELECTRIFIED MORTISE LOCKS

LEVER DESIGNS: Augusta - AU Pacific Beach - PB **ROSE DESIGN:** Copenhagen - R
 Monroe - MO Carmel - CR R3, R4, R5, R6, R7, R8

| MODEL # | PRODUCT DESCRIPTION | 613E 626 BSP WSP | 605 606 609 611 612 616 618 619 620 625 629' 630' 693 |
|---------------------------------------|---------------------|---------------------|---|
| SINGLE CYLINDER: | | | |
| 8890FL | Fail Safe | \$916.00 | \$940.00 |
| 8891FL | Fail Secure | | |
| SINGLE CYLINDER WITH DEADBOLT: | | | |
| 8896FL | Fail Safe | \$936.00 | \$960.00 |
| 8897FL | Fail Secure | | |
| 8898FL | Fail Safe | | |
| 8899FL | Fail Secure | | |
| DOUBLE CYLINDER: | | | |
| 8894-2FL | Fail Safe | \$989.00 | \$1,013.00 |
| 8895-2FL | Fail Secure | | |
| DOUBLE CYLINDER WITH DEADBOLT: | | | |
| 8896-2FL | Fail Safe | \$1,009.00 | \$1,033.00 |
| 8897-2FL | Fail Secure | | |
| 8898-2FL | Fail Safe | | |
| 8899-2FL | Fail Secure | | |
| NO CYLINDER OVERRIDE: | | | |
| 8880FL | Fail Safe | \$843.00 | \$867.00 |
| 8881FL | Fail Secure | | |
| 8884FL | Fail Safe | | |
| 8885FL | Fail Secure | | |

LEVER DESIGNS: Augusta - AU Pacific Beach - PB **ESCUTCHEON DESIGN:** Camden - CN
 Monroe - MO Carmel - CR E3, E4

| MODEL # | PRODUCT DESCRIPTION | 613E 626 BSP WSP | 605 606 609 611 612 616 618 619 620 625 629' 630' 693 |
|---------------------------------------|---------------------|---------------------|---|
| SINGLE CYLINDER: | | | |
| 8890FL | Fail Safe | \$936.00 | \$960.00 |
| 8891FL | Fail Secure | | |
| SINGLE CYLINDER WITH DEADBOLT: | | | |
| 8896FL | Fail Safe | \$956.00 | \$980.00 |
| 8897FL | Fail Secure | | |
| 8898FL | Fail Safe | | |
| 8899FL | Fail Secure | | |
| DOUBLE CYLINDER: | | | |
| 8894-2FL | Fail Safe | \$1,009.00 | \$1,033.00 |
| 8895-2FL | Fail Secure | | |
| DOUBLE CYLINDER WITH DEADBOLT: | | | |
| 8896-2FL | Fail Safe | \$1,029.00 | \$1,053.00 |
| 8897-2FL | Fail Secure | | |
| 8898-2FL | Fail Safe | | |
| 8899-2FL | Fail Secure | | |
| NO CYLINDER OVERRIDE: | | | |
| 8880FL | Fail Safe | \$863.00 | \$887.00 |
| 8881FL | Fail Secure | | |
| 8884FL | Fail Safe | | |
| 8885FL | Fail Secure | | |

1. Levers and Escutcheons are Nickel Plated to match Stainless Steel.

When Ordering: Specify design, hand and finish.



DISTRIBUTOR LIST PRICES

8800FL SERIES ELECTRIFIED MORTISE LOCKS

LEVER DESIGNS: Arcadia - AR
Jefferson - JN

Pinehurst - PN
Virginia - VI

ROSE DESIGN: Copenhagen - R
R3, R4, R5, R6, R7, R8

| MODEL # | PRODUCT DESCRIPTION | 613E 626 BSP WSP | 605 606 609 611 612 616 618 619 620 625 629' 630' 693 |
|---------------------------------------|---------------------|---------------------|---|
| SINGLE CYLINDER: | | | |
| 8890FL | Fail Safe | \$1,023.00 | \$1,047.00 |
| 8891FL | Fail Secure | | |
| SINGLE CYLINDER WITH DEADBOLT: | | | |
| 8896FL | Fail Safe | \$1,043.00 | \$1,067.00 |
| 8897FL | Fail Secure | | |
| 8898FL | Fail Safe | | |
| 8899FL | Fail Secure | | |
| DOUBLE CYLINDER: | | | |
| 8894-2FL | Fail Safe | \$1,096.00 | \$1,120.00 |
| 8895-2FL | Fail Secure | | |
| DOUBLE CYLINDER WITH DEADBOLT: | | | |
| 8896-2FL | Fail Safe | \$1,116.00 | \$1,140.00 |
| 8897-2FL | Fail Secure | | |
| 8898-2FL | Fail Safe | | |
| 8899-2FL | Fail Secure | | |
| NO CYLINDER OVERRIDE: | | | |
| 8880FL | Fail Safe | \$950.00 | \$974.00 |
| 8881FL | Fail Secure | | |
| 8884FL | Fail Safe | | |
| 8885FL | Fail Secure | | |

LEVER DESIGNS: Arcadia - AR
Jefferson - JN

Pinehurst - PN
Virginia - VI

ESCUTCHEON DESIGN: Camden - CN
E3, E4

| MODEL # | PRODUCT DESCRIPTION | 613E 626 BSP WSP | 605 606 609 611 612 616 618 619 620 625 629' 630' 693 |
|---------------------------------------|---------------------|---------------------|---|
| SINGLE CYLINDER: | | | |
| 8890FL | Fail Safe | \$1,043.00 | \$1,067.00 |
| 8891FL | Fail Secure | | |
| SINGLE CYLINDER WITH DEADBOLT: | | | |
| 8896FL | Fail Safe | \$1,063.00 | \$1,087.00 |
| 8897FL | Fail Secure | | |
| 8898FL | Fail Safe | | |
| 8899FL | Fail Secure | | |
| DOUBLE CYLINDER: | | | |
| 8894-2FL | Fail Safe | \$1,116.00 | \$1,140.00 |
| 8895-2FL | Fail Secure | | |
| DOUBLE CYLINDER WITH DEADBOLT: | | | |
| 8896-2FL | Fail Safe | \$1,136.00 | \$1,160.00 |
| 8897-2FL | Fail Secure | | |
| 8898-2FL | Fail Safe | | |
| 8899-2FL | Fail Secure | | |
| NO CYLINDER OVERRIDE: | | | |
| 8880FL | Fail Safe | \$970.00 | \$994.00 |
| 8881FL | Fail Secure | | |
| 8884FL | Fail Safe | | |
| 8885FL | Fail Secure | | |

1. Levers and Escutcheons are Nickel Plated to match Stainless Steel.

When Ordering: Specify design, hand and finish.



DISTRIBUTOR LIST PRICES

8800FL SERIES ELECTRIFIED MORTISE LOCKS

LEVER DESIGN: Hampton - HA

ROSE DESIGNS: R3, R4, R5, R6, R7, R8, Copenhagen - R

ESCUTCHEON DESIGNS: E3, E4, Camden - CN

| MODEL # | PRODUCT DESCRIPTION | ROSE TRIM 605 606 619 625 626 | ESCUTCHEON TRIM 605 606 619 625 626 |
|---------------------------------------|---------------------|-------------------------------------|---|
| SINGLE CYLINDER: | | | |
| 8890FL | Fail Safe | \$1,041.00 | \$1,143.00 |
| 8891FL | Fail Secure | | |
| SINGLE CYLINDER WITH DEADBOLT: | | | |
| 8896FL | Fail Safe | \$1,061.00 | \$1,153.00 |
| 8897FL | Fail Secure | | |
| 8898FL | Fail Safe | | |
| 8899FL | Fail Secure | | |
| DOUBLE CYLINDER: | | | |
| 8894-2FL | Fail Safe | \$1,114.00 | \$1,247.00 |
| 8895-2FL | Fail Secure | | |
| DOUBLE CYLINDER WITH DEADBOLT: | | | |
| 8896-2FL | Fail Safe | \$1,134.00 | \$1,163.00 |
| 8897-2FL | Fail Secure | | |
| 8898-2FL | Fail Safe | | |
| 8899-2FL | Fail Secure | | |
| NO CYLINDER OVERRIDE: | | | |
| 8880FL | Fail Safe | \$968.00 | \$1,070.00 |
| 8881FL | Fail Secure | | |
| 8884FL | Fail Safe | | |
| 8885FL | Fail Secure | | |

When Ordering: Specify design, hand and finish.



DISTRIBUTOR LIST PRICES

8800 SERIES ELECTRIFIED MORTISE LOCKS

KNOB DESIGNS: Copenhagen - CO

ROSE DESIGN: Copenhagen - R
R3, R4, R5, R6, R7, R8

| MODEL # | PRODUCT DESCRIPTION | 613E 626 BSP WSP | 605 606 609 611 612 616 618 619 620 625 629' 630' 693 |
|---------------------------------------|---------------------|---------------------|---|
| SINGLE CYLINDER: | | | |
| 8890 | Fail Safe | \$888.00 | \$912.00 |
| 8891 | Fail Secure | | |
| SINGLE CYLINDER WITH DEADBOLT: | | | |
| 8896 | Fail Safe | \$908.00 | \$932.00 |
| 8897 | Fail Secure | | |
| 8898 | Fail Safe | | |
| 8899 | Fail Secure | | |
| DOUBLE CYLINDER: | | | |
| 8894-2 | Fail Safe | \$961.00 | \$985.00 |
| 8895-2 | Fail Secure | | |
| DOUBLE CYLINDER WITH DEADBOLT: | | | |
| 8896-2 | Fail Safe | \$981.00 | \$1,005.00 |
| 8897-2 | Fail Secure | | |
| 8898-2 | Fail Safe | | |
| 8899-2 | Fail Secure | | |
| NO CYLINDER OVERRIDE: | | | |
| 8880 | Fail Safe | \$815.00 | \$839.00 |
| 8881 | Fail Secure | | |
| 8884 | Fail Safe | | |
| 8885 | Fail Secure | | |

KNOB DESIGNS: Copenhagen - CO
Litchfield - LF

ESCUTCHEON DESIGN: Camden - CN
E3, E4

| MODEL # | PRODUCT DESCRIPTION | 613E 626 BSP WSP | 605 606 609 611 612 616 618 619 620 625 629' 630' 693 |
|---------------------------------------|---------------------|---------------------|---|
| SINGLE CYLINDER: | | | |
| 8890 | Fail Safe | \$908.00 | \$932.00 |
| 8891 | Fail Secure | | |
| SINGLE CYLINDER WITH DEADBOLT: | | | |
| 8896 | Fail Safe | \$928.00 | \$952.00 |
| 8897 | Fail Secure | | |
| 8898 | Fail Safe | | |
| 8899 | Fail Secure | | |
| DOUBLE CYLINDER: | | | |
| 8894-2 | Fail Safe | \$981.00 | \$1,005.00 |
| 8895-2 | Fail Secure | | |
| DOUBLE CYLINDER WITH DEADBOLT: | | | |
| 8896-2 | Fail Safe | \$1,001.00 | \$1,025.00 |
| 8897-2 | Fail Secure | | |
| 8898-2 | Fail Safe | | |
| 8899-2 | Fail Secure | | |
| NO CYLINDER OVERRIDE: | | | |
| 8880 | Fail Safe | \$835.00 | \$859.00 |
| 8881 | Fail Secure | | |
| 8884 | Fail Safe | | |
| 8885 | Fail Secure | | |

1. Knobs and Escutcheons are Nickel Plated to match Stainless Steel.

When Ordering: Specify design, hand and finish.



MORTISE LOCK COMPONENTS AND OPTIONS

ELECTRIFIED MORTISE LOCK BODIES (WITH ARMOR FRONT AND STRIKE)

| FUNCTION | LOCKBODY MODEL # | DESCRIPTION | LIST PRICE |
|----------------|------------------|-------------|------------|
| LEVERS: | | | |
| 8880FL | LBDY8880FL | Fail Safe | \$606.00 |
| 8881FL | LBDY8881FL | Fail Secure | |
| 8884FL | LBDY8884FL | Fail Safe | |
| 8885FL | LBDY8885FL | Fail Secure | |
| 8890FL | LBDY8890FL | Fail Safe | |
| 8891FL | LBDY8891FL | Fail Secure | |
| 8894-2FL | LBDY8894FL | Fail Safe | |
| 8895-2FL | LBDY8895FL | Fail Secure | |
| 8896FL | LBDY8896FL | Fail Safe | \$644.00 |
| 8896-2FL | LBDY8896FL | Fail Safe | |
| 8897FL | LBDY8897FL | Fail Secure | |
| 8897-2FL | LBDY8897FL | Fail Secure | |
| 8898FL | LBDY8898FL | Fail Safe | |
| 8898-2FL | LBDY8898FL | Fail Safe | |
| 8899FL | LBDY8899FL | Fail Secure | |
| 8899-2FL | LBDY8899FL | Fail Secure | |

| FUNCTION | LOCKBODY MODEL # | DESCRIPTION | LIST PRICE |
|---------------|------------------|-------------|------------|
| KNOBS: | | | |
| 8880 | LBDY8880 | Fail Safe | \$606.00 |
| 8881 | LBDY8881 | Fail Secure | |
| 8884 | LBDY8884 | Fail Safe | |
| 8885 | LBDY8885 | Fail Secure | |
| 8890 | LBDY8890 | Fail Safe | |
| 8891 | LBDY8891 | Fail Secure | |
| 8894-2 | LBDY8894 | Fail Safe | |
| 8895-2 | LBDY8895 | Fail Secure | |
| 8896 | LBDY8896 | Fail Safe | \$644.00 |
| 8896-2 | LBDY8896 | Fail Safe | |
| 8897 | LBDY8897 | Fail Secure | |
| 8897-2 | LBDY8897 | Fail Secure | |
| 8898 | LBDY8898 | Fail Safe | |
| 8898-2 | LBDY8898 | Fail Safe | |
| 8899 | LBDY8899 | Fail Secure | |
| 8899-2 | LBDY8899 | Fail Secure | |

NOTE: Includes armor front and strike, finish must be specified.

| ELECTRIFIED AND MECHANICAL OPTIONS: | | |
|--|-----|----------|
| LBM: SPDT switch that monitors full retraction of latchbolt (available option for electrified functions only) | ADD | \$220.00 |
| DBM: SPDT switch that monitors full retraction of deadbolt | | \$198.00 |
| REX: SPDT switch that monitors activation of free lever | | \$792.00 |
| ITS: Integrated Total Security - Monitoring includes Request to Exit (REX), Lock Performance Monitoring (LPM), Concealed Door Position Status (DPS), and Cylinder Monitoring (CX). Available with 8890FL/8891FL only.* | | |

*Locksets ordered with ITS option must be provided with Yale cylinder. Not available less cylinder. Handing must be specified.

| OPTION: | | |
|----------------|-----|----------|
| SL trim: | ADD | \$401.00 |

See page 210 for power supplies and electrified accessories.

| PART NUMBER USED WITH PRODUCT SHIPPED BETWEEN MARCH 2012 AND AUGUST 2014 | PART NUMBER USED WITH PRODUCT SHIPPED AFTER AUGUST 2014 | LOCK FUNCTION | ALL FINISHES |
|--|---|--|--------------|
| ARMOR FRONT & STRIKE PACKS: | | | |
| 50-0010-8805-FIN | 50-0020-8805-FIN | 8880, 8881, 8884, 8885, 8890, 8891, 8892, 8893, 8894, 8894-2, 8895, 8895-2 | \$56.00 |
| 50-0010-8820-FIN | 50-0020-8820-FIN | 8896, 8896-2, 8897, 8897-2, 8898, 8898-2, 8899, 8899-2 | |

NOTE: Trim priced separately.
 Armor Fronts and Strikes included with lockbodies only. Finish must be specified.
 Cylinders are not furnished with lock bodies; cylinders must be ordered separately.
 Limited quantities of armor fronts available for mortise locks shipped prior to March 2012. Contact factory for more information.

When Ordering: Specify design, hand and finish.



DISTRIBUTOR LIST PRICES

SL8800FL SERIES SECURITY MORTISE LOCKS

DESIGNS: Arcadia - ARSL Augusta - AUSL Carmel - CRSL Jefferson - JNSL
 Monroe - MOSL Pacific Beach - PBSL Virginia - VISL

| MODEL # | PRODUCT DESCRIPTION | 630 ² |
|---------------------------------------|--------------------------------------|------------------|
| SINGLE CYLINDER: | | |
| SL8805FL | Storeroom or Closet | \$912.00 |
| SL8807FL | Entrance | |
| SL8808FL | Classroom | |
| SL8809FL | Classroom or Office with Thumbturn | \$922.00 |
| SL8829FL | Closet | \$912.00 |
| SL8831FL | Detention | \$1,000.00 |
| SL8833FL | Exit | \$912.00 |
| SINGLE CYLINDER WITH DEADBOLT: | | |
| SL8822FL | Dormitory | \$932.00 |
| SL8823FL | Storeroom | |
| SL8840FL | Storeroom | |
| SL8847FL | Entrance or Apartment | |
| SL8860FL | Entrance or Storeroom | |
| SL8861FL | Dormitory or Storeroom | |
| SL8867FL | Dormitory or Exit | |
| DOUBLE CYLINDER: | | |
| SL8808-2FL | Classroom | \$985.00 |
| SL8817-2FL | Apartment, Exit or Public Toilet | |
| SL8830-2FL | Asylum | |
| DOUBLE CYLINDER WITH DEADBOLT: | | |
| SL8811-2FL | Classroom Deadbolt | \$1,005.00 |
| SL8812-2FL | Classroom Security | |
| SL8818-2FL | Classroom Security Intruder | |
| SL8860-2FL | Entrance or Storeroom | |
| HOTEL/MOTEL: | | |
| SL8820FL ¹ | Hotel/Motel | \$1,021.00 |
| SL8827FL ¹ | Hotel/Motel | \$1,000.00 |
| SL8832FL | Hotel/Motel | |
| NON-KEYED: | | |
| SL8801FL | Passage | \$814.00 |
| SL8802FL | Privacy | \$859.00 |
| SL8828FL | Exit | \$814.00 |
| SL8835FL | Exit with Thumbturn | \$844.00 |
| SL8862FL | Bathroom | \$839.00 |
| SL8865FL | Bathroom with Thumbturn | \$849.00 |
| DUMMY TRIM: | | |
| 855FL | Single | \$363.00 |
| 838AFL | Pair | \$726.00 |
| 838BFL | Pair (Strike available upon request) | \$751.00 |
| 8870FLDT | Plain | \$814.00 |
| 8871FLDT | Latchbolt | |
| 8872FLDT | Latchbolt x Deadbolt | |

Security Locks are 50% off list only unless special factory quotation allowed.

1. Price Includes Hotel Indicator.
2. Levers are Nickel Plated to match Stainless Steel.

When Ordering: Specify design, function and hand.



DISTRIBUTOR LIST PRICES

SL8800FL SERIES SECURITY LOCK PARTS

| MODEL # | PRODUCT DESCRIPTION | 630 |
|---|---------------------|----------|
| LEVER HANDLE WITH SPINDLE (two required per lock): | | |
| ARSL904 (specify hand) | | \$270.00 |
| AUSL904 | | |
| CRSL904 | | |
| JNSL904 | | |
| MOSL904 | | |
| PBSL904 | | |
| VISL904 | | |
| ESCUTCHEON PLATES: | | |
| SL87 I/S | | \$122.00 |
| SL88 O/S | | |

| FUNCTION | LOCKBODY MODEL # | 630 |
|---|------------------|----------|
| MORTISE LOCK BODIES (WITH ARMOR FRONT & STRIKE): | | |
| SL8801FL | LBDYSL8801 | \$374.00 |
| SL8802FL | LBDYSL8802 | \$488.00 |
| SL8805FL | LBDYSL8805 | \$453.00 |
| SL8807FL | LBDYSL8807 | |
| SL8808FL | LBDYSL8808 | |
| SL8809FL | LBDYSL8809 | |
| SL8820FL | LBDYSL8820 | |
| SL8822FL | LBDYSL8822 | \$488.00 |
| SL8823FL | LBDYSL8823 | |
| SL8827FL | LBDYSL8827 | |
| SL8832FL | LBDYSL8832 | |
| SL8835FL | LBDYSL8835 | |
| SL8840FL | LBDYSL8840 | |
| SL8847FL | LBDYSL8847 | |
| SL8828FL | LBDYSL8828 | \$378.00 |
| SL8829FL | LBDYSL8829 | \$453.00 |
| SL8831FL | LBDYSL8831 | \$488.00 |
| SL8860FL | LBDYSL8860 | |
| SL8861FL | LBDYSL8861 | |
| SL8862FL | LBDYSL8862 | |
| SL8865FL | LBDYSL8865 | |
| SL8867FL | LBDYSL8867 | |
| SL8808-2FL | LBDYSL8808 | |
| SL8811-2FL | LBDYSL8811 | \$453.00 |
| SL8812-2FL | LBDYSL8812 | \$488.00 |
| SL8817-2FL | LBDYSL8817 | \$453.00 |
| SL8818-2FL | LBDYSL8818 | \$488.00 |
| SL8830-2FL | LBDYSL8830 | \$453.00 |
| SL8860-2FL | LBDYSL8860 | \$488.00 |

NOTE: Cylinders are not furnished with lock bodies. Cylinder must be ordered separately.

NOTE: When ordering escutcheons separately, specify the model number of the escutcheon plate suffixed with the spacing number. The spacing number indicates the hole preparation in the escutcheon plate to coordinate with the lock functions. See page 58 for spacing numbers.

When Ordering: Specify design, function and hand.



REFLECTIONS® SERIES MORTISE VARIATIONS

STANDARD FINISHES: Product will be furnished only in the finishes in which it is priced.

| ANSI/BHMA CODE | FINISH DESCRIPTION |
|----------------|---|
| BRASS: | |
| 605 | Bright Brass, Clear Coated |
| 606 | Satin Brass, Clear Coated |
| BRONZE: | |
| 611 | Bright Bronze, Clear Coated |
| 612 | Satin Bronze, Clear Coated |
| 613E | Dark Oxidized Satin Bronze - equivalent |
| N/A | US10BL Dark Oxidized Satin Bronze, Clear Coated |
| N/A | US20D Statuary Dark Bronze, Clear Coated |

| ANSI/BHMA CODE | FINISH DESCRIPTION |
|-------------------------|------------------------------------|
| CHROME: | |
| 625 | Bright Chrome Plated |
| 626 | Satin Chrome Plated |
| NICKEL: | |
| 618 | Bright Nickel Plated, Clear Coated |
| 619 | Satin Nickel Plated, Clear Coated |
| STAINLESS STEEL: | |
| 629 | Bright Stainless Steel |
| 630 | Satin Stainless Steel |
| PAINTED: | |
| BSP | Black Suede Powder Coat |
| WSP | White Suede Powder Coat |

1. Yale finishes are designated by ANSI/BHMA codes. There is no equivalent designation for US10BL and US20D.
2. 613 and 722 finishes available by Special Product Application Request only. This form is available on the Yale extranet and should be submitted to TPS.

| PRODUCT DESCRIPTION | DEDUCT | ADD |
|--|---------|----------|
| LESS CYLINDER: (Specify "x LC") Cylinder rings/collars not furnished with locksets ordered less cylinders. | \$73.00 | — |
| IC Housing ordered with locksets | — | \$0.00 |
| 7-PIN CYLINDERS: | | |
| Add to 6-Pin cylinder | — | \$2.00 |
| INTERCHANGEABLE CORE CYLINDERS: | | |
| 2196 - LFIC 6-Pin (Includes MK or GMK) Ordering Example: TBR3-8807FL x 2196 x RH x 605 | — | \$60.00 |
| 2196H - LFIC Hotel Lock (Includes MK or GMK and EMK) | — | \$144.00 |
| A620 - SFIC 6-or 7-Pin (Includes MK or GMK) Ordering Example: TBR3-8807 x A620 x RH x 626 | — | \$52.00 |
| SPECIAL STRIKES: | | |
| Strikes with lip lengths other than 1-1/8" or 1-1/4" | — | \$14.00 |
| DOORS 1-7/8" THICK TO 3-1/4" THICK: | | |
| Non-keyed | — | \$107.00 |
| Single cylinder keyed | — | \$168.00 |
| Double cylinder keyed | — | \$188.00 |
| MICROSHIELD®: Antimicrobial coating. Specify option "YMS". | — | \$68.00 |
| KNURLING: Not available | — | — |
| REFLECTION LEVERS: The following levers are no longer available in 629 and 630 finishes, TT, TU, TV, TW, TX, TY, UW, UX, TZ, TG, TJ, TK, TO, TE, TI and TD. | — | — |



DISTRIBUTOR LIST PRICES

8800RL SERIES MORTISE LOCKS

LEVER DESIGNS: Hudson: TB, TC, UB, UC, TD
 Danube: TE, TI
 Seine: TG, TO, TJ, TK
 Thames: TM, TN, TP, TQ, TR, TS
 Victoria: TT, TU, TV, TW, TY, UW, TX, UX, TZ
 Niagara: MA, RA, RB, RC

ROSE DESIGNS: R3, R4, R5, R6, R7, R8
 Copenhagen - R

| MODEL # | PRODUCT DESCRIPTION | 613E 626 BSP WSP | 605 606 611 612 618 619 625 629 ² 630 ² US10BL US20D |
|---------------------------------------|--------------------------------------|---------------------|---|
| SINGLE CYLINDER: | | | |
| 8805RL | Storeroom or Closet | \$805.00 | \$829.00 |
| 8807RL | Entrance | | |
| 8808RL | Classroom | | |
| 8809RL | Classroom or Office with Thumbturn | \$815.00 | \$839.00 |
| 8824RL | Hold Back | \$805.00 | \$829.00 |
| 8829RL | Closet | | |
| 8833RL | Exit | | |
| 8834RL | All Purpose | \$909.00 | \$933.00 |
| 8864RL | Bathroom with Indicator | | |
| SINGLE CYLINDER WITH DEADBOLT: | | | |
| 8822RL | Dormitory | \$825.00 | \$849.00 |
| 8823RL | Storeroom | | |
| 8840RL | Storeroom | | |
| 8847RL | Entrance or Apartment | | |
| 8860RL | Entrance or Storeroom | | |
| 8861RL | Dormitory or Storeroom | | |
| 8867RL | Dormitory or Exit | | |
| DOUBLE CYLINDER: | | | |
| 8808-2RL | Classroom | \$878.00 | \$902.00 |
| 8817-2RL | Apartment, Exit or Public Toilet | | |
| 8830-2RL | Asylum | | |
| 8834-2RL | All Purpose | | |
| DOUBLE CYLINDER WITH DEADBOLT: | | | |
| 8811-2RL | Classroom Deadbolt | \$898.00 | \$922.00 |
| 8812-2RL | Classroom Security | | |
| 8818-2RL | Classroom Security Intruder | | |
| 8860-2RL | Entrance or Storeroom | | |
| HOTEL/MOTEL: | | | |
| 8820RL ¹ | Hotel/Motel | \$914.00 | \$938.00 |
| 8827RL ¹ | Hotel/Motel | | |
| 8832RL | Hotel/Motel | \$893.00 | \$917.00 |
| NON-KEYED: | | | |
| 8801RL | Passage | \$707.00 | \$731.00 |
| 8802RL | Privacy | \$752.00 | \$776.00 |
| 8828RL | Exit | \$707.00 | \$731.00 |
| 8835RL | Exit with Thumbturn | \$737.00 | \$761.00 |
| 8862RL | Bathroom | \$732.00 | \$756.00 |
| 8865RL | Bathroom with Thumbturn | \$742.00 | \$766.00 |
| DUMMY TRIM: | | | |
| 855RL | Single | \$309.50 | \$321.50 |
| 838ARL | Pair | \$619.00 | \$643.00 |
| 838BRL | Pair (Strike available upon request) | \$644.00 | \$668.00 |
| 8870RLDT | Plain | \$707.00 | \$731.00 |
| 8871RLDT | Latchbolt | | |
| 8872RLDT | Latchbolt x Deadbolt | | |

1. Price includes Hotel indicator.
2. See the Variations page for details.

US and Canada Prices Effective June 3, 2019



DISTRIBUTOR LIST PRICES

8800RL SERIES MORTISE LOCKS

LEVER DESIGNS: Hudson: TB, TC, UB, UC, TD
 Danube: TE, TI
 Seine: TG, TO, TJ, TK
 Thames: TM, TN, TP, TQ, TR, TS
 Victoria: TT, TU, TV, TW, TY, UW, TX, UX, TZ
 Niagara: MA, RA, RB, RC

ESCUTCHEON DESIGNS: E3, E4, CN

| MODEL # | PRODUCT DESCRIPTION | 613E 626 BSP WSP | 605 606 611 612 618 619 625 629 ² 630 ² US10BL US20D |
|---------------------------------------|--------------------------------------|---------------------|---|
| SINGLE CYLINDER: | | | |
| 8805RL | Storeroom or Closet | \$825.00 | \$849.00 |
| 8807RL | Entrance | | |
| 8808RL | Classroom | \$835.00 | \$859.00 |
| 8809RL | Classroom or Office with Thumbturn | | |
| 8824RL | Hold Back | | |
| 8829RL | Closet | \$825.00 | \$849.00 |
| 8833RL | Exit | | |
| 8834RL | All Purpose | | |
| 8864RL | Bathroom with Indicator | | |
| SINGLE CYLINDER WITH DEADBOLT: | | | |
| 8822RL | Dormitory | \$845.00 | \$869.00 |
| 8823RL | Storeroom | | |
| 8840RL | Storeroom | | |
| 8847RL | Entrance or Apartment | | |
| 8860RL | Entrance or Storeroom | | |
| 8861RL | Dormitory or Storeroom | | |
| 8867RL | Dormitory or Exit | | |
| DOUBLE CYLINDER: | | | |
| 8808-2RL | Classroom | \$898.00 | \$922.00 |
| 8817-2RL | Apartment, Exit or Public Toilet | | |
| 8830-2RL | Asylum | | |
| 8834-2RL | All Purpose | | |
| DOUBLE CYLINDER WITH DEADBOLT: | | | |
| 8811-2RL | Classroom Deadbolt | \$918.00 | \$942.00 |
| 8812-2RL | Classroom Security | | |
| 8818-2RL | Classroom Security Intruder | | |
| 8860-2RL | Entrance or Storeroom | | |
| HOTEL/MOTEL: | | | |
| 8820RL ¹ | Hotel/Motel | \$934.00 | \$958.00 |
| 8827RL ¹ | Hotel/Motel | | |
| 8832RL | Hotel/Motel | \$913.00 | \$937.00 |
| NON-KEYED: | | | |
| 8801RL | Passage | \$727.00 | \$751.00 |
| 8802RL | Privacy | \$772.00 | \$796.00 |
| 8828RL | Exit | \$727.00 | \$751.00 |
| 8835RL | Exit with Thumbturn | \$757.00 | \$781.00 |
| 8862RL | Bathroom | \$752.00 | \$776.00 |
| 8865RL | Bathroom with Thumbturn | \$762.00 | \$786.00 |
| DUMMY TRIM: | | | |
| 855RL | Single | \$319.50 | \$331.50 |
| 838ARL | Pair | \$639.00 | \$663.00 |
| 838BRL | Pair (Strike available upon request) | \$664.00 | \$688.00 |
| 8870RLDT | Plain | \$727.00 | \$751.00 |
| 8871RLDT | Latchbolt | | |
| 8872RLDT | Latchbolt x Deadbolt | | |

1. Price includes Hotel indicator.
2. See the Variations page for details.



DISTRIBUTOR LIST PRICES

8800RL SERIES MORTISE LOCK PARTS

MORTISE LOCK BODIES (WITH ARMOR FRONT AND STRIKE)

8800RL lockbodies are ONLY for use with Reflections® levers shipped BEFORE October 2011. For use with Reflections trim shipped after this date, please see page 56 for lockbodies.

| FUNCTION | LOCKBODY MODEL # | LIST PRICE |
|----------------|------------------|------------|
| LEVERS: | | |
| 8801RL | LBDY8801RL | \$374.00 |
| 8802RL | LBDY8802RL | \$488.00 |
| 8805RL | LBDY8805RL | \$453.00 |
| 8807RL | LBDY8807RL | |
| 8808RL | LBDY8808RL | |
| 8809RL | LBDY8809RL | |
| 8864RL | LBDY8864RL | |
| 8808-2RL | LBDY8808RL | \$453.00 |
| 8811-2RL | LBDY8811RL | |
| 8812-2RL | LBDY8812RL | |
| 8817-2RL | LBDY8817RL | \$453.00 |
| 8818-2RL | LBDY8818RL | \$488.00 |
| 8820RL | LBDY8820RL | |
| 8822RL | LBDY8822RL | |
| 8823RL | LBDY8823RL | |
| 8824RL | LBDY8824RL | |
| 8827RL | LBDY8827RL | |
| 8832RL | LBDY8832RL | |
| 8835RL | LBDY8835RL | |
| 8840RL | LBDY8840RL | |
| 8847RL | LBDY8847RL | |

| FUNCTION | LOCKBODY MODEL # | LIST PRICE |
|----------------|------------------|------------|
| LEVERS: | | |
| 8828RL | LBDY8828RL | \$378.00 |
| 8829RL | LBDY8829RL | \$453.00 |
| 8830-2RL | LBDY8830RL | \$453.00 |
| 8833RL | LBDY8833RL | \$453.00 |
| 8834RL | LBDY8834RL | |
| 8834-2RL | LBDY8834RL | \$488.00 |
| 8860RL | LBDY8860RL | |
| 8860-2RL | LBDY8860RL | |
| 8861RL | LBDY8861RL | \$488.00 |
| 8862RL | LBDY8862RL | |
| 8865RL | LBDY8865RL | |
| 8867RL | LBDY8867RL | |

NOTE: Trim priced separately.
 Armor Fronts and Strikes are included with lockbodies only.
 Finish must be specified.
 Cylinders are not furnished with lock bodies; cylinders must be ordered separately.
 Limited quantities of armor fronts available for mortise locks shipped prior to March 2012. Contact factory for more information.

| PART NUMBER USED WITH PRODUCT SHIPPED BETWEEN MARCH 2012 AND AUGUST 2014 | PART NUMBER USED WITH PRODUCT SHIPPED AFTER AUGUST 2014 | LOCK FUNCTION | ALL FINISHES |
|--|---|--|--------------|
| ARMOR FRONT & STRIKE PACKS: | | | |
| 50-0010-8801-FIN | 50-0020-8801-FIN | 8801, 8862, 8865 | \$56.00 |
| 50-0010-8802-FIN | 50-0020-8802-FIN | 8802, 8811, 8822, 8823, 8860, 8861 | |
| 50-0010-8805-FIN | 50-0020-8805-FIN | 8805, 8808, 8809, 8817, 8824, 8828, 8829, 8830, 8833, 8834, 8834-2, 8864 | |
| 50-0010-8807-FIN | 50-0020-8807-FIN | 8807 | |
| 50-0010-8813-FIN | 50-0020-8813-FIN | 8813, 8814, 8815 | |
| 50-0010-8820-FIN | 50-0020-8820-FIN | 8812, 8818, 8820, 8831, 8832, 8835 | |
| 50-0010-8847-FIN | 50-0020-8847-FIN | 8827, 8847 | |
| 50-0010-8867-FIN | 50-0020-8867-FIN | 8867 | |

REFLECTIONS® TRIM PACKS

LEVER DESIGNS: Hudson: TB, TC, UB, UC, TD
 Danube: TE, TI
 Seine: TG, TO, TJ, TK
 Thames: TM, TN, TP, TQ, TR, TS
 Victoria: TT, TU, TV, TW, TY, UW, TX, UX, TZ
 Niagara: MA, RA, RB, RC

ROSE DESIGNS: R3, R4, R5, R6, R7, R8, Copenhagen - R
ESCUTCHEON DESIGNS: E3, E4, CN

| PRODUCT CODE | PRODUCT DESCRIPTION | 613E 626 BSP WSP | 605 606 611 612 618 619 625 629 630 US10BL US20D |
|--|-----------------------|------------------|--|
| LEVERS WITH ROSES: | | | |
| Specify lever design x rose design | Specify lock function | \$636.00 | \$660.00 |
| LEVERS WITH ESCUTCHEONS: | | | |
| Specify lever design x escutcheon design | Specify lock function | \$656.00 | \$680.00 |



REFLECTIONS® TRIM PARTS

LEVER DESIGNS: Hudson: TB, TC, UB, UC, TD
 Danube: TE, TI
 Seine: TG, TO, TJ, TK
 Thames: TM, TN, TP, TQ, TR, TS
 Victoria: TT, TU, TV, TW, TY, UW, TX, UX, TZ
 Niagara: MA, RA, RB, RC

ROSE DESIGNS: R3, R4, R5, R6, R7, R8
ESCUTCHEON DESIGNS: E3, E4

| MODEL # | PRODUCT DESCRIPTION | 613E 626 BSP WSP | 605 606 611 612 618 619 625 629' 630' US10BL US20D |
|----------------------------------|---|---------------------|--|
| LEVER ASSEMBLY - OUTSIDE: | | | |
| Design x 904 | Specify Lever Design x 904 x Hand Ordering Example: TB904 x RH | \$157.00 | \$181.00 |
| LEVER ASSEMBLY - INSIDE: | | | |
| Design x 905 | Specify Lever Design x 905 x Hand Ordering Example: TB905 x RH | \$157.00 | \$181.00 |
| ROSE ASSEMBLIES: | | | |
| R3-505 | Inside | \$74.00 | \$98.00 |
| R3-506 | Outside | | |
| R4-505 | Inside | | |
| R4-506 | Outside | | |
| R5-505 | Inside | | |
| R5-506 | Outside | | |
| R6-505 | Inside | | |
| R6-506 | Outside | | |
| R7-505 | Inside | | |
| R7-506 | Outside | | |
| R8-505 | Inside | | |
| R8-506 | Outside | | |
| ESCUTCHEON PLATES: | | | |
| E3-88 | Outside | \$234.00 | \$258.00 |
| E3-87 | Inside | | |
| E4-88 | Outside | | |
| E4-87 | Inside | | |

NOTE: When ordering escutcheons separately, specify the model number of the escutcheon plate suffixed with the spacing number. The spacing number indicates the hole preparation in the escutcheon plate to coordinate with the lock functions.

See page 58 for escutcheon plate numbers.

1. See the Variations page for details.



DISTRIBUTOR LIST PRICES

8800RL SERIES ELECTRIFIED MORTISE LOCKS

LEVER DESIGNS: Hudson: TB, TC, UB, UC, TD
 Danube: TE, TI
 Seine: TG, TO, TJ, TK
 Thames: TM, TN, TP, TQ, TR, TS
 Victoria: TT, TU, TV, TW, UW, TX, TY, UX, TZ
 Niagara: MA, RA, RB, RC

ROSE DESIGNS: R3, R4, R5, R6, R7, R8, Copenhagen - R

| MODEL # | PRODUCT DESCRIPTION | 613E 626 BSP WSP | 605 606 611 612 618 619 625 629' 630' US10BL US20D |
|---------------------------------------|---------------------|---------------------|--|
| SINGLE CYLINDER: | | | |
| 8890RL | Fail Safe | \$1,023.00 | \$1,047.00 |
| 8891RL | Fail Secure | | |
| SINGLE CYLINDER WITH DEADBOLT: | | | |
| 8896RL | Fail Safe | \$1,043.00 | \$1,067.00 |
| 8897RL | Fail Secure | | |
| 8898RL | Fail Safe | | |
| 8899RL | Fail Secure | | |
| DOUBLE CYLINDER: | | | |
| 8894-2RL | Fail Safe | \$1,096.00 | \$1,120.00 |
| 8895-2RL | Fail Secure | | |
| DOUBLE CYLINDER WITH DEADBOLT: | | | |
| 8896-2RL | Fail Safe | \$1,116.00 | \$1,140.00 |
| 8897-2RL | Fail Secure | | |
| 8898-2RL | Fail Safe | | |
| 8899-2RL | Fail Secure | | |
| NO CYLINDER OVERRIDE: | | | |
| 8880RL | Fail Safe | \$950.00 | \$974.00 |
| 8881RL | Fail Secure | | |
| 8884RL | Fail Safe | | |
| 8885RL | Fail Secure | | |

LEVER DESIGNS: Hudson: TB, TC, UB, UC, TD
 Danube: TE, TI
 Seine: TG, TO, TJ, TK
 Thames: TM, TN, TP, TQ, TR, TS
 Victoria: TT, TU, TV, TW, UW, TX, TY, UX, TZ
 Niagara: MA, RA, RB, RC

ESCUTCHEON DESIGNS: E3, E4, CN

| MODEL # | PRODUCT DESCRIPTION | 613E 626 BSP WSP | 605 606 611 612 618 619 625 629' 630' US10BL US20D |
|---------------------------------------|---------------------|---------------------|--|
| SINGLE CYLINDER: | | | |
| 8890RL | Fail Safe | \$1,043.00 | \$1,067.00 |
| 8891RL | Fail Secure | | |
| SINGLE CYLINDER WITH DEADBOLT: | | | |
| 8896RL | Fail Safe | \$1,063.00 | \$1,087.00 |
| 8897RL | Fail Secure | | |
| 8898RL | Fail Safe | | |
| 8899RL | Fail Secure | | |
| DOUBLE CYLINDER: | | | |
| 8894-2RL | Fail Safe | \$1,116.00 | \$1,140.00 |
| 8895-2RL | Fail Secure | | |
| DOUBLE CYLINDER WITH DEADBOLT: | | | |
| 8896-2RL | Fail Safe | \$1,136.00 | \$1,160.00 |
| 8897-2RL | Fail Secure | | |
| 8898-2RL | Fail Safe | | |
| 8899-2RL | Fail Secure | | |
| NO CYLINDER OVERRIDE: | | | |
| 8880RL | Fail Safe | \$970.00 | \$994.00 |
| 8881RL | Fail Secure | | |
| 8884RL | Fail Safe | | |
| 8885RL | Fail Secure | | |

1. See the Variations page for details.



ELECTRIFIED LOCK BODIES

8800RL electrified lockbodies are ONLY for use with Reflections® levers shipped BEFORE October 2011. For use with Reflections trim shipped after this date, please see page 65 for lockbodies.

| FUNCTION | LOCKBODY MODEL # | DESCRIPTION | LIST PRICE |
|----------------|------------------|-------------|------------|
| LEVERS: | | | |
| 8880RL | LBDY8880RL | Fail Safe | \$606.00 |
| 8881RL | LBDY8881RL | Fail Secure | |
| 8884RL | LBDY8884RL | Fail Safe | |
| 8885RL | LBDY8885RL | Fail Secure | |
| 8890RL | LBDY8890RL | Fail Safe | |
| 8891RL | LBDY8891RL | Fail Secure | |
| 8894-2RL | LBDY8894RL | Fail Safe | |
| 8895-2RL | LBDY8895RL | Fail Secure | \$644.00 |
| 8896RL | LBDY8896RL | Fail Safe | |
| 8896-2RL | LBDY8896RL | Fail Safe | |
| 8897RL | LBDY8897RL | Fail Secure | |
| 8897-2RL | LBDY8897RL | Fail Secure | |
| 8898RL | LBDY8898RL | Fail Safe | |
| 8898-2RL | LBDY8898RL | Fail Safe | |
| 8899RL | LBDY8899RL | Fail Secure | \$792.00 |
| 8899-2RL | LBDY8899RL | Fail Secure | |

| ELECTRIFIED AND MECHANICAL OPTIONS: | | |
|--|-----|----------|
| LBM: SPDT switch that monitors full retraction of latchbolt (available option for electrified functions only) | ADD | \$220.00 |
| DBM: SPDT switch that monitors full retraction of deadbolt | | \$198.00 |
| REX: SPDT switch that monitors activation of free lever | | |
| ITS: Integrated Total Security - Monitoring includes Request to Exit (REX), Lock Performance Monitoring (LPM), Concealed Door Position Status (DPS), and Cylinder Monitoring (CX). Available with 8890RL/8891RL only.* | | \$792.00 |

NOTE: See page 210 for power supplies and electrified accessories.

*Locksets ordered with ITS option must be provided with Yale cylinder. Not available less cylinder. Handing must be specified.

| PART NUMBER USED WITH PRODUCT SHIPPED BETWEEN MARCH 2012 AND AUGUST 2014 | PART NUMBER USED WITH PRODUCT SHIPPED AFTER AUGUST 2014 | LOCK FUNCTION | ALL FINISHES |
|--|---|--|--------------|
| ARMOR FRONT & STRIKE PACKS: | | | |
| 50-0010-8805-FIN | 50-0020-8805-FIN | 8880, 8881, 8884, 8885, 8890, 8891, 8892, 8893, 8894, 8894-2, 8895, 8895-2 | \$56.00 |
| 50-0010-8820-FIN | 50-0020-8820-FIN | 8896, 8896-2, 8897, 8897-2, 8898, 8898-2, 8899, 8899-2 | |

NOTE: Trim priced separately.

Armor Fronts and Strikes included with lockbodies only. Finish must be specified.

Cylinders are not furnished with lock bodies; cylinders must be ordered separately.

Limited quantities of armor fronts available for mortise locks shipped prior to March 2012. Contact factory for more information.



DISTRIBUTOR LIST PRICES

5400LN SERIES GRADE 1 LEVER LOCKS VARIATIONS



STANDARD FINISHES: Product will be furnished only in the finishes in which it is priced.

| ANSI/BHMA CODE | FINISH DESCRIPTION |
|----------------|---|
| BRASS: | |
| 605 | Bright Brass, Clear Coated |
| 606 | Satin Brass, Clear Coated |
| 609 | Satin Brass, Blackened, Satin Relieved, Clear Coated |
| BRONZE: | |
| 612 | Satin Bronze, Clear Coated |
| 613E | Dark Oxidized Satin Bronze - equivalent |
| 616 | Satin Bronze, Blackened, Satin Relieved, Clear Coated |

| ANSI/BHMA CODE | FINISH DESCRIPTION |
|-----------------|--|
| CHROME: | |
| 625 | Bright Chrome Plated |
| 626 | Satin Chrome Plated |
| NICKEL: | |
| 619 | Satin Nickel Plated, Clear Coated |
| 620 | Satin Nickel Plated, Blackened, Satin Relieved, Clear Coated |
| PAINTED: | |
| 693 | Black Painted |
| BSP | Black Suede Powder Coat |
| WSP | White Suede Powder Coat |

- 609, 616 and 620 finishes will be provided per factory standard. To assure color match, please provide a sample.
- 613 and 722 finishes available by Special Product Application Request only. This form is available on the Yale extranet and should be submitted to TPS.

| PRODUCT OPTIONS | DEDUCT | ADD |
|---|---|----------|
| LESS CYLINDER OR LESS CORE: | | |
| Standard cylinder prep less cylinder, specify "x LC" Ordering Example: AU5407LN x LC | \$64.00 | — |
| Large format interchangeable core prep less core, for 6-pin, specify "x ICLC" Ordering Example: AU5407LN x ICLC | \$0.00 | \$0.00 |
| 7-PIN CYLINDERS AND LFIC CORES: | | |
| Add to 6-Pin cylinder/core | — | \$2.00 |
| INTERCHANGEABLE CORES: | | |
| 1210 – LFIC 6-Pin (includes MK or GMK) Ordering Example: AU5407LN x 1210 x 626 | — | \$60.00 |
| A600 Best® Keyway SFIC 6-or 7-Pin (includes MK or GMK) Ordering Example: B-AU5407LN x A600 | — | \$52.00 |
| NOTE: 5421LN, 5429LN, 5430LN, 5439LN Not Available with IC Cores. | | |
| CYLINDER OPTIONS: (See Page 77 for Ordering Examples) | | |
| Lockset with SFIC Core Prep (less core) | \$0.00 | \$0.00 |
| Lockset with Medeco®/ASSA® IC Core Prep (less core) | \$0.00 | \$0.00 |
| Lockset with Schlage® IC Core Prep (less core) | \$0.00 | \$0.00 |
| Lockset with Schlage® Standard Cylinder Prep (less cylinder) | \$26.00 | \$0.00 |
| Lockset with Schlage® "C" Keyway Cylinder (specify cylinder model number 2802) | \$0.00 | \$0.00 |
| Lockset with Corbin Russwin "L4", Corbin "60", Russwin "D1", Sargent® "LA" or Schlage® "E" Keyway Cylinder. (specify cylinder model number 3804 x keyway) | \$0.00 | \$16.00 |
| SPECIAL STRIKES: | | |
| ANSI Strike 497 with 1 -1/8", 1-1/2" or 1-3/4" lip | — | \$14.00 |
| 371 Strike with 1", 1-1/2", 1-3/4" or 2" Lip with Box | — | \$2.00 |
| SPLIT FINISHES: Higher List Price Applies | | |
| LEAD SHIELDED: | — | \$188.00 |
| KNURLING: | | |
| Outside or Inside Only | — | \$78.00 |
| Both Sides | — | \$156.00 |
| ABRASIVE COATING: | | |
| Outside or Inside Only | — | \$48.00 |
| Both Sides | — | \$96.00 |
| DOORS 1-3/4" THICK: | — | STD |
| DOORS 1-3/8" THICK: | — | \$32.00 |
| DOORS 2-1/4" THICK: | — | \$4.00 |
| FLUSH TURN BUTTON: Available for 5425LN Function only. Suffix "FTB" | \$0.00 | \$0.00 |
| LOCKSET TO MEET FEMA 320: Suffix "TD" Ordering Example: AU5407LN x TD x 626 |  Tornado | \$0.00 |
| MICROSHIELD®: Antimicrobial coating. Specify option "YMS". | — | \$68.00 |

Note: Security and Yale® KeyMark® Cylinders: see page 78 for pricing. These cylinders are priced and discounted separately.

When Ordering: Specify finish.

US and Canada Prices Effective June 3, 2019



DISTRIBUTOR LIST PRICES

5400LN SERIES HEAVY-DUTY CYLINDRICAL LOCKS

DESIGNS: Augusta - AU Monroe - MO Pacific Beach - PB

| MODEL # | PRODUCT DESCRIPTION | 613E BSP | 626 WSP | 605 616 | 606 619 | 609 620 | 612 625 693 |
|-----------------------------|----------------------------------|-------------|------------|------------|------------|------------|-------------------|
| SINGLE CYLINDER: | | | | | | | |
| 5404LN | Entry | \$591.00 | \$607.00 | | | | |
| 5405LN | Storeroom or Closet | | | | | | |
| 5406LN | Service Station | | | | | | |
| 5407LN | Entry | | | | | | |
| 5408LN | Classroom | | | | | | |
| 5422LN | Corridor | | | | | | |
| 5429LN | Communicating Classroom | | | | | | |
| 5439LN | Communicating Storeroom | | | | | | |
| DOUBLE CYLINDER: | | | | | | | |
| 5417LN | Apartment, Exit or Public Toilet | \$655.00 | \$671.00 | | | | |
| 5418LN | Intruder Classroom Security | | | | | | |
| 5421LN | Communicating | | | | | | |
| 5430LN | Utility, Asylum or Institutional | | | | | | |
| NON-KEYED LATCHSETS: | | | | | | | |
| 5401LN | Passage or Closet | \$480.00 | \$496.00 | | | | |
| 5402LN | Privacy, Bedroom or Bath | \$528.00 | \$544.00 | | | | |
| 5403LN | Patio or Privacy | | | | | | |
| 5409LN | Exit Latch | | | | | | |
| 5425LN | Privacy | \$480.00 | \$496.00 | | | | |
| 5428LN | Communicating Passage | | | | | | |
| DUMMY TRIM: | | | | | | | |
| 455LN | Single Dummy Trim | \$301.00 | \$309.00 | | | | |
| 455LN-D | Double Dummy Trim | \$602.00 | \$618.00 | | | | |

CASE LOT: 10
SHIPPING WEIGHT: 6 Lbs. per lock

NOTE: See following page for optional cylinder preps, optional IC Core preps, and optional cylinders furnished with locks.

When Ordering: Specify design, function and finish.



DISTRIBUTOR LIST PRICES

ELECTRIFIED 5400LN SERIES HEAVY-DUTY CYLINDRICAL LOCKS

DESIGNS: Augusta - AU Monroe - MO Pacific Beach - PB

| MODEL # | PRODUCT DESCRIPTION | 613E 626 BSP WSP | 605 606 609 612 616 619 620 625 693 |
|------------------------------|---------------------|---------------------|---|
| CYLINDER OVERRIDE: | | | |
| 5490LN | Fail Safe | \$809.00 | \$825.00 |
| 5491LN | Fail Secure | | |
| NO CYLINDER OVERRIDE: | | | |
| 5480LN | Fail Safe | \$745.00 | \$761.00 |
| 5481LN | Fail Secure | | |
| LOCKBODIES: | | | |
| 5480LN | Fail Safe | \$608.00 | \$624.00 |
| 5481LN | Fail Secure | | |
| 5490LN | Fail Safe | | |
| 5491LN | Fail Secure | | |

CASE LOT: 10
SHIPPING WEIGHT: 6 Lbs. per lock

Note: See page 210 for power supplies and electrified accessories.

| OPTIONS | | |
|--------------------------|---|------------|
| MODEL # | PRODUCT DESCRIPTION | LIST PRICE |
| REX (Request to Exit) | SPDT switch that monitors activation of inside lever (ordered with lock) Example: 5490LN x REX | \$198.00 |
| REX Retrofit Kit | SPDT switch that monitors activation of inside lever (used with existing 5400LN locks, lock function must be specified when ordering.) Example: REX Retrofit Kit for 5405LN Part Number: 81-9500-1651-000 | \$142.00 |

SFIC Core Prep: prefix "B" to trim designation. Accepts all SFIC cores, 6- or 7-Pin.
Example: B-AU5407LN x Less Core.

Medeco®/ASSA® IC Core Prep: prefix "M" to trim designation. Not Available with MO or PB Levers. 6-Pin only.
Example: M-AU5407LN x Less Core.

Schlage® IC Core Prep: prefix "SI" to trim designation. 6-Pin only.
Example: SI-AU5407LN x Less Core.

Schlage® Standard Cylinder Prep: prefix "S" to trim designation. 6-Pin only.
Example: S-AU5407LN x Less Cylinder.

Lockset with Sargent® "LA" Keyway Cylinder. 6-Pin only.
Example: AU5407LN x 3804.

Lockset with Schlage® "C" Keyway Cylinder. 6-Pin only.
Example: AU5407LN x 2802.

When Ordering: Specify design, function and finish.



DISTRIBUTOR LIST PRICES

5400LN SERIES HEAVY-DUTY CYLINDRICAL LOCK PARTS

| MODEL # | PRODUCT DESCRIPTION | ORDERED SEPARATELY | ORDERED WITH LOCKSET |
|--------------------------------|--|--------------------|----------------------|
| PLAIN LATCHBOLTS: | | | |
| 693 | Beveled, 2-3/4" Backset, 1/2" Throw | \$73.00 | STD |
| F693 | Flat, 2-3/4" Backset, 1/2" Throw | | N/C |
| 3693 | Beveled, 3-3/4" Backset, 1/2" Throw | \$80.00 | \$6.00 |
| DEADLOCKING LATCHBOLTS: | | | |
| 694 | Beveled, 2-3/4" Backset, 1/2" Throw | \$95.00 | STD |
| F694 | Flat, 2-3/4" Backset, 1/2" Throw | | N/C |
| 3694 | Beveled, 3-3/4" Backset, 1/2" Throw | \$106.00 | \$11.00 |
| 480B | Beveled, 2-3/4" Backset, 3/4" Throw | \$180.00 | \$85.00 |
| F480B | Flat, 2-3/4" Backset, 3/4" Throw | | |
| 3480B | Beveled, 3-3/4" Backset, 3/4" Throw | \$189.00 | \$94.00 |
| BACKSET LINKS: | | | |
| 481 | Extension Link | \$49.00 | \$49.00 |
| 481DL | Extension Link (use with deadlocking latchbolts) | | |
| 482 | Extension Link | \$66.00 | \$66.00 |
| 484 | Extension Link | \$146.00 | \$146.00 |
| STRIKES: | | | |
| 371 | Strike 1-1/4" Lip with Box | \$8.00 | N/C |
| 371 | Strike 1", 1-1/2", 1-3/4" or 2" Lip with Box | \$15.00 | \$2.00 |
| 497 | ANSI Strike 1-1/4" Lip | \$38.00 | NC |
| 497 | ANSI Strike 1-1/8", 1-1/2" or 1-3/4" Lip | \$45.00 | \$14.00 |
| 497B | Blank ANSI Strike 1-1/8" Lip | \$38.00 | — |
| 202 | Strike Box (not plated) | \$2.00 | \$2.00 |

| MODEL # | PRODUCT DESCRIPTION | ORDERED SEPARATELY | ORDERED WITH LOCKSET |
|-------------------|---|--------------------|----------------------|
| CYLINDERS: | | | |
| 1802 | Standard Cylinder 6-Pin | \$64.00 | N/C |
| 1802S | Standard Inside Cylinder 6-Pin for 5417LN Function | | |
| 1802A | Standard Cylinder 7-Pin | \$66.00 | \$2.00 |
| 5802 | Security Cylinder 6-Pin | \$256.00 | \$192.00 |
| 5802A | Security Cylinder 7-Pin | \$260.00 | \$196.00 |
| 1210 | Large Format Interchangeable Core Only 6-Pin | \$60.00 | \$60.00 |
| 1220 | Large Format Interchangeable Core Only 7-Pin | \$62.00 | \$62.00 |
| 5210 | Security Large Format Interchangeable Core Only 6-Pin | \$235.00 | \$235.00 |
| 5220 | Security Large Format Interchangeable Core Only 7-Pin | \$239.00 | \$239.00 |
| K402 | Yale® KeyMark® Cylinder | \$81.00 | \$81.00 |
| K800 | Yale® KeyMark® Large Format Interchangeable Core Only 6-or 7-Pin | \$86.00 | \$86.00 |
| K600 | Yale® KeyMark® Small Format Interchangeable Core Only 6-or 7-Pin | \$83.00 | \$83.00 |
| A600 | Best® Keyway Small Format Interchangeable Core Only 6-or 7-Pin | \$52.00 | \$52.00 |
| 2802 | Schlage® "C" Keyway Cylinder 6-Pin - 0-bitted or Keyed Random | \$64.00 | N/C |
| 3804 | Other Manuf. Keyway Cylinder 6-Pin - Keyed Random, Specify Keyway | \$80.00 | \$16.00 |
| 107S | Schlage® Cylinder Adapter Kit | \$19.40 | \$19.40 |

When Ordering: Specify finish.



DISTRIBUTOR LIST PRICES

5400LN SERIES HEAVY-DUTY CYLINDRICAL LOCK PARTS

| DESCRIPTION | FUNCTIONS | AU | MO | PB |
|-------------------------|--|--------------|--------------|--------------|
| LEVERS ONLY: | | | | |
| Plain Inside | 01, 05, 08, 09, 28, 455LN | 14-5401-6063 | 14-5401-6064 | 14-5401-6062 |
| Plain Outside | 01 | 14-5401-6063 | 14-5401-6064 | 14-5401-6062 |
| Privacy Outside | 02 | 14-5402-6025 | 14-5402-6024 | 14-5402-6023 |
| Cylinder std 6 or 7 pin | 04, 05, 06, 07, 08, 17, 18, 21, 22, 29, 30 | 14-5407-6038 | 14-5407-6042 | 14-5407-6062 |
| Button | 02, 03, 06, 07, 22, 25 | 14-5407-6038 | 14-5407-6042 | 14-5407-6062 |
| I/S Yale® IC 6-Pin | 17, 18 | 14-5417-6021 | 14-5417-6030 | 14-5417-6040 |
| I/S Yale® IC 7-Pin | 17, 18 | 14-5417-6022 | 14-5417-6031 | 14-5417-6041 |
| I/S SFIC 6- or 7-Pin | 17, 18 | 14-5417-6029 | 14-5417-6032 | 14-5417-6042 |
| I/S Schlage® IC 6-Pin | 17, 18 | 14-5417-6059 | 14-5417-6061 | 14-5417-6060 |
| I/S Medeco®/ASSA® IC | 17, 18 | 14-5417-6023 | N/A | N/A |

| PRODUCT DESCRIPTION | ALL FINISHES |
|---------------------|--------------|
| ALL LEVERS | \$112.00 |

| DESCRIPTION | FUNCTIONS | AU | MO | PB |
|----------------------------|--------------------------------|--------------|--------------|--------------|
| LEVER ASSEMBLIES: | | | | |
| Plain O/S Security | 03, 09 | 14-5403-0051 | 14-5403-0052 | 14-5403-0053 |
| O/S Yale® IC 6-Pin | 04, 05, 06, 07, 08, 17, 18, 22 | 14-5407-0076 | 14-5407-0019 | 14-5407-0030 |
| O/S Yale® IC 7-Pin | 04, 05, 06, 07, 08, 17, 18, 22 | 14-5407-0077 | 14-5407-0021 | 14-5407-0031 |
| O/S SFIC 6- or 7-Pin | 04, 05, 06, 07, 08, 17, 18, 22 | 14-5407-0040 | 14-5407-0041 | 14-5407-0042 |
| O/S Schlage® IC 6-Pin | 04, 05, 06, 07, 08, 17, 18, 22 | 14-5407-0904 | 14-5407-6209 | 14-5407-0905 |
| O/S Medeco®/ASSA® IC 6-Pin | 04, 05, 06, 07, 08, 17, 18, 22 | 14-5407-0078 | N/A | N/A |

| PRODUCT DESCRIPTION | ALL FINISHES |
|-----------------------------|--------------|
| ALL LEVER ASSEMBLIES | \$139.00 |

When Ordering: Specify finish.



DISTRIBUTOR LIST PRICES

5400LN SERIES HEAVY-DUTY CYLINDRICAL LOCK PARTS

| MODEL # | PRODUCT DESCRIPTION | PART NUMBER | ALL FINISHES |
|-------------------------------------|----------------------------------|--------------|--------------|
| LOCKBODIES: (specify finish) | | | |
| 5401LN | Passage or Closet | 14-5401-0914 | \$101.00 |
| 5402LN | Privacy, Bedroom or Bath | 14-5402-0902 | \$117.00 |
| 5403LN | Patio or Privacy | 14-5402-0902 | |
| 5404LN | Entry | 14-5404-0528 | \$146.00 |
| 5405LN | Storeroom or Closet | 14-5405-0901 | |
| 5406LN | Service Station | 14-5406-0402 | |
| 5407LN | Entry | 14-5407-0902 | |
| 5408LN | Classroom | 14-5408-0901 | |
| 5409LN | Exit Latch | 14-5405-0901 | \$117.00 |
| 5417LN | Apartment, Exit or Public Toilet | 14-5417-0902 | \$167.00 |
| 5418LN | Intruder Classroom Security | 14-5418-0902 | |
| 5421LN | Communicating | 14-5421-0901 | |
| 5422LN | Corridor | 14-5422-0902 | \$146.00 |
| 5425LN | Privacy | 14-5425-0114 | \$117.00 |
| 5428LN | Communicating Passage | 14-5428-0111 | \$101.00 |
| 5429LN | Communicating Classroom | 14-5429-0007 | \$146.00 |
| 5430LN | Utility, Asylum or Institutional | 14-5430-0901 | \$167.00 |
| 5439LN | Communicating Storeroom | 14-5439-0001 | \$146.00 |

| PRODUCT DESCRIPTION | PART NUMBER | NO FINISH |
|--|-------------------------------|-----------|
| MISCELLANEOUS PARTS: | | |
| Rose Scalp | 14-5401-2711-(specify finish) | \$25.90 |
| Spacers for 1-3/8" Door - Available only in sets | 00-0000-1661-000 | \$32.60 |
| Inside Rose and Shank Assembly | 14-5401-0655-048 | \$38.50 |
| Outside Rose and Shank Assembly | 14-5407-0108-048 | \$44.50 |
| Through Bolts (price each - 2 required) | 81-0011-0588-036 | \$2.90 |
| Retainer Spring Pad | 14-5407-9034-999 | \$2.50 |
| Blank Rose Assembly | 14-5401-0909-000 | \$50.90 |
| Dummy Rose Assembly | 14-5455-0081-048 | \$36.10 |
| Screw Pack for ANSI Strike and Latch | 81-9400-0038-(specify finish) | \$2.50 |
| Screw Pack for "T" Strike and Latch | 81-9400-0009-(specify finish) | |

When Ordering: Specify finish where *noted*.



DISTRIBUTOR LIST PRICES

5400CK SERIES GRADE 1 KNOB LOCKS VARIATIONS

STANDARD FINISHES: Product will be furnished only in the finishes in which it is priced.

| ANSI/BHMA CODE | FINISH DESCRIPTION |
|----------------|---|
| BRASS: | |
| 605 | Bright Brass, Clear Coated |
| BRONZE: | |
| 613E | Dark Oxidized Satin Bronze - equivalent |

| ANSI/BHMA CODE | FINISH DESCRIPTION |
|-------------------------|-----------------------|
| STAINLESS STEEL: | |
| 630 | Satin Stainless Steel |

| PRODUCT OPTION | DEDUCT | ADD |
|---|---------|---------|
| LESS CYLINDER OR LESS CORE: | | |
| Standard cylinder prep less cylinder, specify "x LC" Ordering Example: CA5407CK x LC | \$64.00 | — |
| INTERCHANGEABLE CORES: | | |
| A600 Best® Keyway SFIC 6-or 7-Pin (includes MK or GMK) Ordering Example: B-CA5407CK x A600 | — | \$52.00 |
| CYLINDER OPTION: | | |
| Lockset with SFIC Core Prep (less core) Carolina (CA) Knob only. | — | \$0.00 |
| SPECIAL STRIKES: | | |
| ANSI Strike 497 with 1 1/8", 1 1/2" or 1 3/4" lip | — | \$14.00 |
| 371 Strike 1-1/4" Lip with Box | — | N/C |
| 371 Strike 1", 1-1/2", 1-3/4" or 2" Lip with Box | — | \$2.00 |
| SPLIT FINISHES: Not available | | |
| KNURLING: Not available | | |
| ABRASIVE COATING: Not available | | |
| MICROSHIELD®: Not available | | |

When Ordering: Specify finish where noted.



DISTRIBUTOR LIST PRICES

5400CK SERIES HEAVY-DUTY CYLINDRICAL LOCKSETS

DESIGNS: Carolina - CA

| MODEL # | PRODUCT DESCRIPTION | 605 613E 630 |
|-----------------------------|----------------------------------|-----------------|
| SINGLE CYLINDER: | | |
| 5405CK | Storeroom or Closet | \$500.00 |
| 5407CK | Entry | |
| 5408CK | Classroom | |
| DOUBLE CYLINDER: | | |
| 5430CK | Utility, Asylum or Institutional | \$564.00 |
| NON-KEYED LATCHSETS: | | |
| 5401CK | Passage or Closet | \$399.00 |
| 5402CK | Privacy, Bedroom or Bath | \$402.00 |
| DUMMY TRIM: | | |
| 5455CK | Single Dummy Trim | \$225.00 |

CASE LOT: 10

SHIPPING WEIGHT: Approx. 3 Lbs. per lock

SFIC Core Prep: prefix "B" to trim designation, 6- or 7-Pin.

Example: B-CA5407CK x Less Core.

When Ordering: Specify design, function and finish.



DISTRIBUTOR LIST PRICES

5400CK SERIES HEAVY-DUTY CYLINDRICAL LOCK PARTS

| MODEL # | PRODUCT DESCRIPTION | ORDERED SEPARATELY | ORDERED WITH LOCKSET |
|--------------------------------|--|--------------------|----------------------|
| PLAIN LATCHBOLTS: | | | |
| 693A | Universal, 2-3/4" Backset, 1/2" Throw | \$72.00 | STD |
| DEADLOCKING LATCHBOLTS: | | | |
| 694A | Universal, 2-3/4" Backset, 1/2" Throw | \$83.00 | STD |
| STRIKES: | | | |
| 371 | Strike 1-1/4" Lip with Box (Optional) | \$8.00 | N/C |
| 371 | Strike 1", 1-1/2", 1-3/4" or 2" Lip with Box (Optional) | \$15.00 | \$2.00 |
| 497 | ANSI Strike 1-1/4" Lip | \$38.00 | NC |
| 497 | ANSI Strike 1-1/2" or 1-3/4" Lip Length | \$45.00 | \$14.00 |
| 497B | ANSI Blank Strike (Optional) | \$38.00 | — |
| 202 | Strike Box (not plated) | \$2.00 | \$2.00 |
| MISCELLANEOUS: | | | |
| 81-0022-0420 | #8-32 x 1" Phillips flat head machine screw (specify finish) | \$1.00 | \$1.00 |
| 81-2012-0416 | #8-8-32 x 3/4" Phillips flat head combination screw pack (specify finish) | \$2.00 | \$2.00 |
| 81-2022-0416 | #8-8-32 x 3/4" Phillips flat head combination screw pack (specify finish) | | |
| 81-2012-0620 | #12-12-24 x 1" Phillips flat head combination screw pack (specify finish) | | |
| 14-5400-0608 | Screw pack (includes latchbolt, strike and through bolt screws) Specify finish | \$5.60 | \$5.60 |
| 14-5400-0610-999 | SFIC Tailpiece Kit (includes tailpiece plus spacer for 6-pin) | \$19.00 | \$19.00 |

| MODEL # | PRODUCT DESCRIPTION | ORDERED SEPARATELY | ORDERED WITH LOCKSET |
|------------------------------|---|--------------------|----------------------|
| CYLINDER X TAILPIECE: | | | |
| 1803-54K | Standard Cylinder 6-Pin | \$64.00 | N/C |
| 5803-54K | Security Cylinder 6-Pin | \$256.00 | \$192.00 |
| K403-54K | Yale® KeyMark® Cylinder | \$81.00 | \$81.00 |
| K600 | Yale® KeyMark® Cylinder Small Format Interchangeable Core Only 6-or 7-Pin | \$83.00 | \$83.00 |
| A600 | Best® Keyway Small Format Interchangeable Core Only 6-or 7-Pin | \$52.00 | \$52.00 |

When Ordering: Specify finish.



DISTRIBUTOR LIST PRICES





DISTRIBUTOR LIST PRICES

5300LN SERIES GRADE 2 LEVER LOCKS VARIATIONS



Hurricane

STANDARD FINISHES: Product will be furnished only in the finishes in which it is priced.

| ANSI/BHMA CODE | FINISH DESCRIPTION |
|----------------|---|
| BRASS: | |
| 605 | Bright Brass, Clear Coated |
| 606 | Satin Brass, Clear Coated |
| 609 | Satin Brass, Blackened, Satin Relieved, Clear Coated |
| BRONZE: | |
| 612 | Satin Bronze, Clear Coated |
| 613E | Dark Oxidized Satin Bronze - equivalent |
| 616 | Satin Bronze, Blackened, Satin Relieved, Clear Coated |

| ANSI/BHMA CODE | FINISH DESCRIPTION |
|-----------------|--|
| CHROME: | |
| 625 | Bright Chrome Plated |
| 626 | Satin Chrome Plated |
| NICKEL: | |
| 619 | Satin Nickel Plated, Clear Coated |
| 620 | Satin Nickel Plated, Blackened, Satin Relieved, Clear Coated |
| PAINTED: | |
| 693 | Black Painted |
| BSP | Black Suede Powder Coat |
| WSP | White Suede Powder Coat |

- 609, 616 and 620 finishes will be provided per factory standard. To assure color match, please provide a sample.
- 613 and 722 finishes available by Special Product Application Request only. This form is available on the Yale extranet and should be submitted to TPS.

| PRODUCT OPTIONS | DEDUCT | ADD |
|---|---------|----------|
| LESS CYLINDER OR LESS CORE: | | |
| Standard cylinder prep less cylinder, specify "x LC" Ordering Example: AU5307LN x LC | \$64.00 | — |
| Large format interchangeable core prep less core, for 6-pin, specify "x ICLC" Ordering Example: AU5307LN x ICLC | \$0.00 | \$0.00 |
| CYLINDERS AND LFIC CORES: 6-Pin only | | |
| INTERCHANGEABLE CORES: | | |
| 1210 – LFIC 6-Pin (includes MK or GMK) Ordering Example: AU5307LN x 1210 x 626 | — | \$60.00 |
| A600 Best® Keyway SFIC 6-or 7-Pin (includes MK or GMK) Ordering Example: B-AU5307LN x A600 | — | \$52.00 |
| NOTE: 5318LN, 5321LN, 5329LN, 5330LN, 5339LN not available with IC Cores. | | |
| CYLINDER OPTIONS: (See page 87 for ordering example) | | |
| Lockset with SFIC Core Prep (less core) | \$0.00 | \$0.00 |
| Lockset with Medeco®/ASSA® IC Core Prep (less core) | \$0.00 | \$0.00 |
| Lockset with Schlage® IC Core Prep (less core) | \$0.00 | \$0.00 |
| Lockset with Schlage® Standard Cylinder Prep (less cylinder) | \$26.00 | \$0.00 |
| Lockset with Schlage® "C" Keyway Cylinder (specify cylinder model number 2803-47L) | \$0.00 | \$0.00 |
| Lockset with Corbin Russwin "L4", Corbin "60", Russwin "D1", Sargent® "LA" or Schlage® "E" Keyway Cylinder. (specify cylinder model number 3803-47L x keyway) | \$0.00 | \$16.00 |
| SPECIAL STRIKES: | | |
| ANSI Strike 497 with 1-1/8", 1-1/2" or 1-3/4" lip | — | \$14.00 |
| SPLIT FINISHES: Higher List Price Applies | | |
| KNURLING: Available for all levers in 613E, 626 and BSP finishes only | | |
| Outside or Inside Only | — | \$78.00 |
| Both Sides | — | \$156.00 |
| ABRASIVE COATING: | | |
| Outside or Inside Only | — | \$48.00 |
| Both Sides | — | \$96.00 |
| DOORS 1-3/4" THICK: Adjustable to 2" Thick | — | STD |
| DOORS 1-3/8" OR 2-1/4" THICK: | — | \$4.00 |
| FLUSH TURN BUTTON: Available for 5325LN Function only. Suffix "FTB" | \$0.00 | \$0.00 |
| MICROSHIELD®: Antimicrobial coating. Specify "YMS". | — | \$68.00 |

Note: Security and Yale® KeyMark® Cylinders: see page 88 for pricing. These cylinders are priced and discounted separately.

When Ordering: Specify design and finish.



DISTRIBUTOR LIST PRICES

5300LN SERIES CYLINDRICAL LEVER LOCKS

DESIGNS: Augusta - AU Pacific Beach - PB Monroe - MO

| MODEL # | PRODUCT DESCRIPTION | 613E BSP | 626 WSP | 605 612 620 | 606 616 625 | 609 619 693 |
|---------------------------|----------------------------------|-------------|------------|-------------------|-------------------|-------------------|
| SINGLE CYLINDER: | | | | | | |
| 5304LN | Entry | \$285.00 | \$301.00 | | | |
| 5305LN | Storeroom or Closet | | | | | |
| 5306LN | Service Station | | | | | |
| 5307LN | Entry | | | | | |
| 5308LN | Classroom | | | | | |
| 5322LN | Corridor | | | | | |
| 5329LN | Communicating Classroom | | | | | |
| 5339LN | Communicating Storeroom | | | | | |
| DOUBLE CYLINDER: | | | | | | |
| 5318LN | Intruder Classroom Security | \$346.00 | \$362.00 | | | |
| 5321LN | Communicating | | | | | |
| 5330LN | Utility, Asylum or Institutional | | | | | |
| NON-KEY LATCHSETS: | | | | | | |
| 5301LN | Passage or Closet | \$214.00 | \$230.00 | | | |
| 5302LN | Privacy, Bedroom or Bath | \$236.00 | \$252.00 | | | |
| 5303LN | Patio or Privacy | | | | | |
| 5309LN | Exit Latch | | | | | |
| 5325LN | Privacy | | | | | |
| 5328LN | Communicating Passage | \$214.00 | \$230.00 | | | |
| DUMMY TRIM: | | | | | | |
| 355LN | Single Dummy Trim | \$100.00 | \$108.00 | | | |
| 355LN-D | Double Dummy Trim | \$200.00 | \$216.00 | | | |

CASE LOT: 10
SHIPPING WEIGHT: 4.8 Lbs. per lock

When Ordering: Specify design, function, hand and finish.



DISTRIBUTOR LIST PRICES

ELECTRIFIED 5300LN SERIES CYLINDRICAL LEVER LOCKS

DESIGNS: Augusta - AU Monroe - MO Pacific Beach - PB

| MODEL # | PRODUCT DESCRIPTION | 613E 626 BSP WSP | | 605 606 609 612 616 619 620 625 693 | | |
|------------------------------|---------------------|---------------------------|--|---|--|----------|
| | | CYLINDER OVERRIDE: | | | | |
| 5390LN | Fail Safe | \$503.00 | | | | \$519.00 |
| 5391LN | Fail Secure | | | | | |
| NO CYLINDER OVERRIDE: | | | | | | |
| 5380LN | Fail Safe | \$439.00 | | | | \$455.00 |
| 5381LN | Fail Secure | | | | | |
| LOCKBODIES: | | | | | | |
| 5380LN | Fail Safe | \$478.00 | | | | \$494.00 |
| 5381LN | Fail Secure | | | | | |
| 5390LN | Fail Safe | | | | | |
| 5391LN | Fail Secure | | | | | |

CASE LOT: 10
SHIPPING WEIGHT: 4.8 Lbs. per lock

Note: See page 210 for power supplies and electrified accessories.

SFIC Core Prep: prefix "B" to trim designation. Accepts all SFIC cores, 6- or 7-Pin.

Example: B-AU5307LN x Less Core.

Medeco®/ASSA® IC Core Prep: prefix "M" to trim designation. Not Available with MO or PB Levers. 6-Pin only.

Example: M-AU5307LN x Less Core.

Schlage® IC Core Prep: prefix "SI" to trim designation. Not Available with MO Levers. 6-Pin only.

Example: SI-AU5307LN x Less Core.

Schlage® Cylinder Prep: prefix "S" to trim designation. 6-Pin only.

Example: S-AU5307LN x Less Cylinder.

Lockset with Sargent® "LA" Keyway Cylinder. 6-Pin only.

Example: AU5307LN x 3803-47L x LA.

Lockset with Schlage® "C" Keyway Cylinder. 6-Pin only.

Example: AU5307LN x 2803-47L.

When Ordering: Specify design, function and finish.



DISTRIBUTOR LIST PRICES

5300LN SERIES CYLINDRICAL LEVER LOCK PARTS

| MODEL # | PRODUCT DESCRIPTION | ORDERED SEPARATELY | ORDERED WITH LOCKSET |
|---------------------------------|---|--------------------|----------------------|
| STRIKES: | | | |
| 70S | Full Lip Strike (Optional) | \$6.00 | N/C |
| 71S | 1/4" Radius Full Lip Strike (Optional) | | N/C |
| 202 | Strike Box (Not Plated) | \$2.00 | \$2.00 |
| 371 | Strike 1-1/4" Lip with Box | \$8.00 | N/C |
| 371 | Strike 1", 1-1/2", 1-3/4" or 2" Lip with Box | \$15.00 | \$2.00 |
| 497 | ANSI Strike Lip 1-1/4" | \$38.00 | STD |
| 497 | ANSI Strike with 1-1/8", 1-1/2" or 1-3/4" Lip | \$45.00 | \$14.00 |
| 497B | Blank ANSI Strike (Optional) | \$38.00 | — |
| *PLAIN LATCHBOLTS: | | | |
| 380BN | 2-3/4" Backset, 2-1/4" x 1-1/8" Front | \$31.00 | STD |
| 380DN | 2-3/4" Backset, 2-1/4" x 1" Front | \$31.00 | N/C |
| 378N | 2-3/8" Backset, 2-1/4" x 1" Front | \$31.00 | N/C |
| 3380BN | 3-3/4" Backset, 2-1/4" x 1-1/8" Front | \$40.00 | \$9.00 |
| 3380DN | 3-3/4" Backset, 2-1/4" x 1" Front | \$40.00 | \$9.00 |
| *DEADLOCKING LATCHBOLTS: | | | |
| 380AN | 2-3/4" Backset, 2-1/4" x 1-1/8" Front | \$36.00 | STD |
| 380CN | 2-3/4" Backset, 2-1/4" x 1" Front | | N/C |
| 380N | 2-3/8" Backset, 2-1/4" x 1" Front | | N/C |
| 3380AN | 3-3/4" Backset, 2-1/4" x 1-1/8" Front | \$51.00 | \$15.00 |
| 3380CN | 3-3/4" Backset, 2-1/4" x 1" Front | | |

* All latches have universal fronts for both flat and beveled door edges.

| MODEL # | PRODUCT DESCRIPTION | ORDERED SEPARATELY | ORDERED WITH LOCKSET |
|---------------------------------|--|--------------------|----------------------|
| BACKSET EXTENSION LINKS: | | | |
| 381N | Link 5" Total Backset for 378N/380N Latchbolts | \$25.00 | \$25.00 |
| 381AN | Link 5" Total Backset for 380AN/380BN Latchbolts | | |

| MODEL # | PRODUCT DESCRIPTION | ORDERED SEPARATELY | ORDERED WITH LOCKSET |
|-------------------|---|--------------------|----------------------|
| CYLINDERS: | | | |
| 1803-47L | Standard Cylinder 6-Pin | \$64.00 | N/C |
| 5803-47L | Security Cylinder 6-Pin | \$256.00 | \$192.00 |
| 1210 | Large Format Interchangeable Core Only 6-Pin | \$60.00 | \$60.00 |
| 5210 | Security Large Format Interchangeable Core Only 6-Pin | \$235.00 | \$235.00 |
| K402 | Yale® KeyMark® Cylinder | \$81.00 | \$81.00 |
| K800 | Yale® KeyMark® Large Format Interchangeable Core Only 6-Pin | \$86.00 | \$86.00 |
| K600 | Yale® KeyMark® Small Format Interchangeable Core Only 6-or 7-Pin | \$83.00 | \$83.00 |
| A600 | Best® Keyway Small Format Interchangeable Core Only 6-or 7-Pin | \$52.00 | \$52.00 |
| 2803-47L | Schlage® "C" Keyway Cylinder 6-Pin - 0-bitted or Keyed Random | \$64.00 | N/C |
| 2803-47L | Other Manuf. Keyway Cylinder 6-Pin - Keyed Random, Specify Keyway | \$80.00 | \$16.00 |
| 108S, *108L | Schlage® Cylinder Adapter Kit | \$19.40 | \$19.40 |
| 9053 | Cylinder Sleeve for K402 Cylinder | \$8.10 | \$8.10 |
| 14-1803-9001-999 | Cylinder Sleeve for 1803-47L/5803-47L Cylinders | \$8.10 | N/C |

*2-1/4" Door

When Ordering: Specify finish.



DISTRIBUTOR LIST PRICES

5300LN SERIES CYLINDRICAL LEVER LOCK PARTS

| MODEL # | PRODUCT DESCRIPTION | 1-3/8", 1-3/4", 2" DOOR | 2-1/4" DOOR | ALL FINISHES |
|---------------------------------------|----------------------------------|----------------------------|--------------|--------------|
| LOCKBODIES: (specify finish) | | | | |
| 5301LN | Passage or Closet | 14-5401-0914 | 14-5401-0924 | \$101.00 |
| 5302LN | Privacy Bedroom or Bath | 14-5402-0902 | 14-5402-0903 | \$117.00 |
| 5303LN | Patio or Privacy | 14-5402-0902 | 14-5402-0903 | |
| 5304LN | Entry | 14-5407-0902 | 14-5407-0903 | \$146.00 |
| 5305LN | Storeroom or Closet | 14-5405-0901 | 14-5405-0902 | |
| 5306LN | Service Station | 14-5406-0402 | 14-5406-0403 | |
| 5307LN | Entry | 14-5407-0902 | 14-5407-0903 | |
| 5308LN | Classroom | 14-5408-0901 | 14-5408-0902 | |
| 5309LN | Exit Latch | 14-5405-0902 | 14-5405-0902 | \$117.00 |
| 5318LN | Intruder Classroom Security | 14-5418-0902 | 14-5418-0903 | \$167.00 |
| 5321LN | Communicating | 14-5421-0901 | 14-5421-0902 | |
| 5322LN | Corridor | 14-5422-0903 | 14-5422-0906 | \$146.00 |
| 5325LN | Privacy | 14-5406-0402 | 14-5406-0403 | \$117.00 |
| 5328LN | Communicating Passage | 14-5428-0111 | 14-5428-0112 | \$101.00 |
| 5329LN | Communicating Classroom | 14-5429-0007 | 14-5429-0008 | \$146.00 |
| 5330LN | Utility, Asylum or Institutional | 14-5430-0901 | 14-5430-0902 | \$167.00 |
| 5339LN | Communicating Storeroom | 14-5439-0001 | 14-5439-0002 | \$146.00 |
| Lockbodies for 1-3/8" or 2-1/4" doors | | | ADD | \$4.00 |

NOTE: Lockbodies for use with locksets ordered prior to March 2012 will require a new rose plate assembly. Therefore, part number 14-5300-0030-010 must also be ordered.

*1-3/8" doors must be specified in the order

| MODEL # | PRODUCT DESCRIPTION | AU | MO | PB | ALL FINISHES |
|---------------------|-------------------------|--------------|--------------|--------------|--------------|
| LEVERS ONLY: | | | | | |
| 350L | Plain Inside | 14-5301-6040 | 14-5301-6902 | 14-5301-6054 | \$60.00 |
| 350L | Passage Outside | 14-5301-6040 | 14-5301-6902 | 14-5301-6054 | |
| 350PO | Patio Outside | 14-5303-6060 | 14-5303-6067 | 14-5303-6066 | |
| 350EK | Outside Emergency Key | 14-5302-6058 | 14-5302-6585 | 14-5302-6062 | |
| 350LK | Cylinder | 14-5300-6039 | 14-5305-6056 | 14-5305-6054 | |
| 350LP | Button | 14-5300-6039 | 14-5305-6056 | 14-5305-6054 | \$74.00 |
| 350LR | Yale® IC 1-3/4" Door | 14-5305-0006 | 14-5305-0014 | 14-5305-0010 | |
| 350LR | Yale® IC 2-1/4" Door | 14-5305-0018 | 14-5305-0026 | 14-5305-0022 | |
| 350LB | SFIC 1-3/4" Door | 14-5305-0008 | 14-5305-0016 | 14-5305-0012 | |
| 350LB | SFIC 2-1/4" Door | 14-5305-0020 | 14-5305-0028 | 14-5305-0024 | |
| 350LS | Schlage® IC 1-3/4" Door | 14-5305-0009 | N/A | 14-5305-0013 | |
| 350LS | Schlage® IC 2-1/4" Door | 14-5305-0021 | | 14-5305-0025 | |

When Ordering: Specify design, function and finish.



DISTRIBUTOR LIST PRICES

5300LN SERIES CYLINDRICAL LEVER LOCK PARTS

| PRODUCT DESCRIPTION | PART NUMBER | ALL FINISHES |
|--|-------------------------------|--------------|
| OTHER COMPONENTS: | | |
| Lever Support Spring | 14-5300-1021-999 | \$4.70 |
| Inside Rose Support Assembly | 14-5301-0705-048 | \$27.90 |
| Inside Rose Support Assembly (5321LN,5329LN) | 14-5321-0003-048 | |
| Outside Rose Support Assembly | 14-5303-0001-048 | |
| Outside Rose Support Assembly (5301LN,5302LN) | 14-5301-0704-048 | |
| Rose Scalp (specify finish) | 14-5300-X024-(specify finish) | \$20.20 |
| Blank Rose | 14-5401-6003-(specify finish) | \$40.30 |
| Dummy Rose Assembly | 14-0355-0002-048 | \$15.20 |
| Screw Pack for ANSI Strike & Latch | 81-9400-0038-(specify finish) | \$2.50 |
| Screw Pack for "T" Strike and Latch | 81-9400-0009-(specify finish) | |
| Through Bolt Screws 1-3/8" & 1-3/4" Doors (2 required) | 81-0011-0580-036 (each) | |
| Through Bolt Screws 2" & 2-1/4" Doors (2 required) | 81-0011-0582-036 (each) | |

When Ordering: Specify design, function and finish.



DISTRIBUTOR LIST PRICES

4700LN GRADE 1 CYLINDRICAL LOCKS VARIATIONS

STANDARD FINISHES: Products will be furnished only in the following finishes.

| LEVER | |
|----------------|---|
| ANSI/BHMA CODE | FINISH DESCRIPTION |
| BRASS: | |
| 605 | Bright Brass, Clear Coated |
| 606 | Satin Brass, Clear Coated |
| BRONZE: | |
| 612 | Satin Bronze, Clear Coated |
| 613E | Dark Oxidized Satin Bronze - equivalent |

| LEVER | |
|-----------------|-------------------------|
| ANSI/BHMA CODE | FINISH DESCRIPTION |
| CHROME: | |
| 625 | Bright Chrome Plated |
| 626 | Satin Chrome Plated |
| PAINTED: | |
| BSP | Black Suede Powder Coat |
| WSP | White Suede Powder Coat |

1. 613 and 722 finishes available by Special Product Application Request only. This form is available on the Yale extranet and should be submitted to TPS.

| PRODUCT OPTIONS | DEDUCT | ADD |
|---|---------|----------|
| LESS CYLINDER OR LESS CORE: | | |
| Standard cylinder prep less cylinder, specify "x LC" Ordering Example: AU4707LN x LC | \$64.00 | — |
| Large format interchangeable core prep less core, for 6-pin, specify "x ICLC" Ordering Example: AU4707LN x ICLC | \$0.00 | \$0.00 |
| CYLINDERS AND LFIC CORE: 6-Pin only | | |
| INTERCHANGEABLE CORES: | | |
| 1210 – LFIC 6-Pin (includes MK or GMK) Ordering Example: AU4707LN x 1210 x 626 | — | \$60.00 |
| A600 Best® Keyway SFIC 6-or 7-Pin (includes MK or GMK) Ordering Example: B-AU4707LN x A600 | — | \$52.00 |
| NOTE: 4718LN, 4721LN, 4729LN, 4730LN, 4739LN not available with IC Cores. | | |
| CYLINDER OPTIONS: (See page 93 for ordering example) | | |
| Lockset with SFIC Core Prep (less core) | \$0.00 | \$0.00 |
| Lockset with Medeco®/ASSA® IC Core Prep (less core) | \$0.00 | \$0.00 |
| Lockset with Schlage® IC Core Prep (less core) | \$0.00 | \$0.00 |
| Lockset with Schlage® Standard Cylinder Prep (less cylinder) | \$26.00 | \$0.00 |
| Lockset with Schlage® "C" Keyway Cylinder (specify cylinder model number 2803-47L) | \$0.00 | \$0.00 |
| Lockset with Corbin Russwin "L4", Corbin "60", Russwin "D1", Sargent® "LA" or Schlage® "E" Keyway Cylinder. (specify cylinder model number 3803-47L x keyway) | — | \$16.00 |
| SPECIAL STRIKES: | | |
| 371 Strike with 1", 1-1/2", 1-3/4" or 2" lip with box | — | \$2.00 |
| ANSI Strike 497 with 1 -1/8", 1-1/2" or 1-3/4" lip | — | \$14.00 |
| KNURLING: Available for all levers in 613E, 626 and BSP finishes only | | |
| Outside or Inside Only | — | \$78.00 |
| Both Sides | — | \$156.00 |
| ABRASIVE COATING: | | |
| Outside or Inside Only | — | \$48.00 |
| Both Sides | — | \$96.00 |
| DOORS 1-3/4" THICK: Adjustable to 2" thick | — | STD |
| DOORS 1-3/8" OR 2-1/4" THICK: | — | \$4.00 |
| MICROSHIELD®: Antimicrobial coating. Specify "YMS". | — | \$68.00 |

Note: Security and Yale® KeyMark® Cylinders: see page 94 for pricing. These cylinders are priced and discounted separately.



DISTRIBUTOR LIST PRICES

4700LN SERIES GRADE 1 CYLINDRICAL LOCKS



LEVER DESIGN: Augusta-AU Pacific Beach - PB Monroe - MO

| MODEL # | PRODUCT DESCRIPTION | 613E 626 BSP WSP | 605 606 612 625 |
|---------------------------|----------------------------------|---------------------|--------------------|
| SINGLE CYLINDER: | | | |
| 4704LN | Entry | \$451.00 | \$467.00 |
| 4705LN | Storeroom or Closet | | |
| 4706LN | Service Station | | |
| 4707LN | Entry | | |
| 4708LN | Classroom | | |
| 4722LN | Corridor | | |
| 4729LN | Communicating Classroom | | |
| 4739LN | Communicating Storeroom | | |
| DOUBLE CYLINDER: | | | |
| 4718LN | Intruder Classroom Security | \$515.00 | \$531.00 |
| 4721LN | Communicating | | |
| 4730LN | Utility, Asylum or Institutional | | |
| NON-KEY LATCHSETS: | | | |
| 4701LN | Passage or Closet | \$350.00 | \$366.00 |
| 4709LN | Exit Latch | \$409.00 | \$425.00 |
| 4702LN | Privacy, Bedroom or Bath | | |
| 4703LN | Patio or Privacy | | |
| 4725LN | Privacy | | |
| 4728LN | Communicating Passage | \$350.00 | \$366.00 |
| DUMMY TRIM | | | |
| 4755LN | Single Dummy Trim | \$229.00 | \$237.00 |
| 4755LN-D | Double Dummy Trim | \$458.00 | \$474.00 |

CASE LOT: 10
SHIPPING WEIGHT: 4 Lbs. per lock



DISTRIBUTOR LIST PRICES

ELECTRIFIED 4700LN SERIES CYLINDRICAL LEVER LOCKS

DESIGNS: Augusta - AU Monroe - MO Pacific Beach - PB

| MODEL # | PRODUCT DESCRIPTION | 613E 626 BSP WSP | 605 606 612 625 |
|------------------------------|---------------------|---------------------|--------------------|
| CYLINDER OVERRIDE: | | | |
| 4790LN | Fail Safe | \$669.00 | \$685.00 |
| 4791LN | Fail Secure | | |
| NO CYLINDER OVERRIDE: | | | |
| 4780LN | Fail Safe | \$605.00 | \$621.00 |
| 4781LN | Fail Secure | | |
| LOCKBODIES: | | | |
| 4780LN | Fail Safe | \$468.00 | \$484.00 |
| 4781LN | Fail Secure | | |
| 4790LN | Fail Safe | | |
| 4791LN | Fail Secure | | |

CASE LOT: 10
SHIPPING WEIGHT: 4.8 Lbs. per lock

Note: See page 210 for power supplies and electrified accessories.

SFIC Core Prep: prefix "B" to trim designation. Accepts all SFIC cores, 6- or 7-Pin.

Example: B-AU4707LN x Less Core.

Medeco®/ASSA® IC Core Prep: prefix "M" to trim designation. Not Available with MO or PB Levers. 6-Pin only.

Example: M-AU4707LN x Less Core.

Schlage® IC Core Prep: prefix "SI" to trim designation. Not Available with MO Levers. 6-Pin only.

Example: SI-AU4707LN x Less Core.

Schlage® Cylinder Prep: prefix "S" to trim designation. 6-Pin only.

Example: S-AU4707LN x Less Cylinder.

Lockset with Sargent® "LA" Keyway Cylinder. 6-Pin only.

Example: AU4707LN x 3803-47L x LA.

Lockset with Schlage® "C" Keyway Cylinder. 6-Pin only.

Example: AU4707LN x 2803-47L.



DISTRIBUTOR LIST PRICES

4700LN SERIES GRADE 1 CYLINDRICAL LOCKS

| MODEL # | PRODUCT DESCRIPTION | ORDERED SEPARATELY | ORDERED WITH LOCKSET |
|--------------------------------|--|--------------------|----------------------|
| PLAIN LATCHBOLTS: | | | |
| 693 | Beveled, 2-3/4" Backset, 1/2" Throw | \$73.00 | STD |
| F693 | Flat, 2-3/4" Backset, 1/2" Throw | | N/C |
| 3693 | Beveled, 3-3/4" Backset, 1/2" Throw | \$80.00 | \$6.00 |
| DEADLOCKING LATCHBOLTS: | | | |
| 694 | Beveled, 2-3/4" Backset, 1/2" Throw | \$95.00 | STD |
| F694 | Flat, 2-3/4" Backset, 1/2" Throw | | N/C |
| 3694 | Beveled, 3-3/4" Backset, 1/2" Throw | \$106.00 | \$11.00 |
| 480B | Beveled, 2-3/4" Backset, 3/4" Throw | \$180.00 | \$85.00 |
| F480B | Flat, 2-3/4" Backset, 3/4" Throw | | |
| 3480B | Beveled, 3-3/4" Backset, 3/4" Throw | \$189.00 | \$94.00 |
| BACKSET LINKS: | | | |
| 481 | Extension Link | \$49.00 | \$49.00 |
| 481DL | Extension Link (use with deadlocking latchbolts) | | |
| 482 | Extension Link | \$66.00 | \$66.00 |
| 484 | Extension Link | \$146.00 | \$146.00 |
| STRIKES: | | | |
| 202 | Strike Box (Not Plated) | \$2.00 | \$2.00 |
| 371 | Strike 1-1/4" Lip with Box | \$8.00 | N/C |
| 371 | Strike 1", 1-1/2", 1-3/4" or 2" Lip with Box | \$15.00 | \$2.00 |
| 497 | ANSI Strike Lip 1-1/4" | \$38.00 | STD |
| 497 | ANSI Strike 1-1/8", 1-1/2" or 1-3/4" Lip | \$45.00 | \$14.00 |

| MODEL # | PRODUCT DESCRIPTION | ORDERED SEPARATELY | ORDERED WITH LOCKSET |
|-------------------|---|--------------------|----------------------|
| CYLINDERS: | | | |
| 1803-47L | Standard Cylinder 6-Pin | \$64.00 | N/C |
| 5803-47L | Security Cylinder 6-Pin | \$256.00 | \$192.00 |
| 1210 | Large Format Interchangeable Core Only 6-Pin | \$60.00 | \$60.00 |
| 5210 | Security Large Format Interchangeable Core Only 6-Pin | \$235.00 | \$235.00 |
| K402 | Yale® KeyMark® Cylinder 6-Pin | \$81.00 | \$81.00 |
| K800 | Yale® KeyMark® Large Format Interchangeable Core Only 6-Pin | \$86.00 | \$86.00 |
| K600 | Yale® KeyMark® Small Format Interchangeable Core Only 6-or 7-Pin | \$83.00 | \$83.00 |
| 2803-47L | Schlage® "C" Keyway Cylinder 6-Pin 0-bitted or Keyed Random | \$64.00 | N/C |
| 3803-47L | Other Manuf. Keyway Cylinder 6-Pin - Keyed Random, Specify Keyway | \$80.00 | \$16.00 |
| A600 | Best® Keyway Small Format Interchangeable Core Only 6- or 7-Pin, Specify Keyway | \$52.00 | \$52.00 |
| 108S | Schlage® Cylinder Adapter Kit | \$19.40 | \$19.40 |
| 9053 | Cylinder Sleeve for K402 Cylinder | \$8.10 | \$8.10 |
| 14-1803-9001 | Cylinder Sleeve for 1803-47L/5803-47L Cylinders | \$8.10 | N/C |



DISTRIBUTOR LIST PRICES

4600(LN) GRADE 2 CYLINDRICAL LOCKS VARIATIONS

STANDARD FINISHES: Products will be furnished only in the following finishes.

| LEVER | |
|----------------|---|
| ANSI/BHMA CODE | FINISH DESCRIPTION |
| BRASS: | |
| 605 | Bright Brass, Clear Coated |
| 606 | Satin Brass, Clear Coated |
| BRONZE: | |
| 612 | Satin Bronze, Clear Coated |
| 613E | Dark Oxidized Satin Bronze - equivalent |
| CHROME: | |
| 625 | Bright Chrome Plated |
| 626 | Satin Chrome Plated |

| KNOB | |
|-------------------------|---|
| ANSI/BHMA CODE | FINISH DESCRIPTION |
| BRASS: | |
| 605 | Bright Brass, Clear Coated |
| 606 | Satin Brass, Clear Coated |
| BRONZE: | |
| 612 | Satin Bronze, Clear Coated |
| 613E | Dark Oxidized Satin Bronze - equivalent |
| STAINLESS STEEL: | |
| 629 | Bright Stainless Steel |
| 630 | Satin Stainless Steel |

| PRODUCT OPTIONS | DEDUCT | ADD |
|---|--------|---------|
| CYLINDERS: 6-pin Only | | |
| LESS CYLINDER OR LESS CORE: | | |
| Standard cylinder prep only. Specify "x LC" | \$0.00 | — |
| Small format interchangeable core prep less core, prefix "B" to trim and specify "Less Core" | — | \$0.00 |
| Ordering Example: B-AU-4607LN x Less Core | — | — |
| CYLINDER OPTIONS: | | |
| Lockset with Corbin Russwin "L4", Corbin "60", Russwin "D1", Sargent® "LA" or Schlage® "E" Keyway Cylinder. (specify cylinder model number 3806 x keyway) | — | \$16.00 |
| Lockset with Schlage® "C" Keyway Cylinder | \$0.00 | \$0.00 |
| Lockset with A600 Best® Keyway Small Format Interchangeable Core | — | \$52.00 |
| SPECIAL STRIKES: | | |
| 371 Strike with 1", 1-1/2", 1-3/4" or 2" lip with box | — | \$2.00 |
| ANSI Strike 497 with 1 -1/8", 1-1/2" or 1-3/4" lip | — | \$14.00 |
| DOORS 1-3/4" THICK: Adjustable to 1-3/8" thick | — | STD |
| KNURLING: Not Available | | |
| ABRASIVE COATING: (4600LN levers only) | | |
| Outside or Inside Only | — | \$48.00 |
| Both Sides | — | \$96.00 |



DISTRIBUTOR LIST PRICES

4600(LN) SERIES GRADE 2 CYLINDRICAL LOCKS

LEVER DESIGN: Augusta-AU

Pacific Beach - PB

Monroe - MO



| MODEL # | PRODUCT DESCRIPTION | 613E 626 | 605 606 612 625 |
|---------------------------|--------------------------|----------|-----------------|
| SINGLE CYLINDER: | | | |
| 4604LN | Entry | \$124.00 | \$140.00 |
| 4605LN | Storeroom or Closet | | |
| 4607LN | Entry | | |
| 4608LN | Classroom | | |
| NON-KEY LATCHSETS: | | | |
| 4601LN | Passage or Closet | \$110.00 | \$126.00 |
| 4602LN | Privacy, Bedroom or Bath | \$112.00 | \$128.00 |
| 4628LN | Communicating Passage | | |
| DUMMY TRIM: | | | |
| 4655LN | Single Dummy Trim | \$41.00 | \$49.00 |

CASE LOT: 10

SHIPPING WEIGHT: 4 Lbs. per lock

KNOB DESIGN: Carolina-CA

| MODEL # | PRODUCT DESCRIPTION | 613E 630 | 605 606 612 629 |
|---------------------------|--------------------------|----------|-----------------|
| SINGLE CYLINDER: | | | |
| 4605 | Storeroom or Closet | \$86.00 | \$102.00 |
| 4607 | Entry | | |
| 4608 | Classroom | | |
| NON-KEY LATCHSETS: | | | |
| 4601 | Passage or Closet | \$58.00 | \$74.00 |
| 4602 | Privacy, Bedroom or Bath | \$61.00 | \$77.00 |
| DUMMY TRIM: | | | |
| 4655 | Single Dummy Trim | \$35.00 | \$43.00 |

CASE LOT: 10

SHIPPING WEIGHT: 2 Lbs. per lock

| MODEL # | PRODUCT DESCRIPTION | ORDERED SEPARATELY | ORDERED WITH LOCKSET |
|---------------------------------|--|--------------------|----------------------|
| STRIKES: | | | |
| 70S | Full Lip Strike (Optional) | \$6.00 | N/C |
| 71S | 1/4" Radius Full Lip Strike (Optional) | | |
| 202 | Strike Box (Not Plated) | \$2.00 | \$2.00 |
| 371 | Strike 1-1/4" Lip with Box | \$8.00 | N/C |
| 371 | Strike 1", 1-1/2", 1-3/4" or 2" Lip with Box | \$15.00 | \$2.00 |
| 497 | ANSI Strike Lip 1-1/4" | \$38.00 | N/C |
| 497 | ANSI Strike 1-1/8", 1-1/2" or 1-3/4" Lip | \$45.00 | \$14.00 |
| *PLAIN LATCHBOLTS: | | | |
| MCP234 | 2-3/4" Backset, 2-1/4" x 1-1/8" Square Front | \$33.00 | STD |
| MCP238 | 2-3/8" Backset, 2-1/4" x 1" Square Front | | N/C |
| MCP238R | 2-3/8" Backset, 2-1/4" x 1" Round Front | | |
| *DEADLOCKING LATCHBOLTS: | | | |
| MCD234 | 2-3/4" Backset, 2-1/4" x 1-1/8" Square Front | \$38.00 | STD |
| MCD238 | 2-3/8" Backset, 2-1/4" x 1" Square Front | | N/C |
| MCD238R | 2-3/8" Backset, 2-1/4" x 1" Round Front | | |

*All latches have universal fronts for both flat and beveled door edges.

| MODEL # | PRODUCT DESCRIPTION | ORDERED SEPARATELY | ORDERED WITH LOCKSET |
|-------------------|--|--------------------|----------------------|
| CYLINDERS: | | | |
| 1805 | Standard Cylinder 6-Pin for Knob Designs | \$55.00 | N/C |
| 1806 | Standard Cylinder 6-Pin for Lever Designs | | |
| 2805 | Schlage® "C" Keyway Cylinder 6-Pin 0-bitted or Keyed Random for Knob Designs | | |
| 2806 | Schlage® "C" Keyway Cylinder 6-Pin 0-bitted or Keyed Random for Lever Designs | | |
| 3806 | Other Manuf. Keyway Cylinder 6-Pin - Keyed Random, Specify Keyway for Knob/Lever Designs | \$71.00 | \$16.00 |
| A600 | Best® Keyway Small Format Interchangeable Core Only 6- or 7-Pin, Specify Keyway | \$52.00 | \$52.00 |

When Ordering: Specify design, function, hand and finish.

US and Canada Prices Effective June 3, 2019

Yale Commercial is a business associated with ASSA ABLOY Access and Egress Hardware Group, Inc., an ASSA ABLOY Group company. Copyright © 2002-2019, ASSA ABLOY Access and Egress Hardware Group, Inc. All rights reserved. Reproduction in whole or in part without the express written permission of ASSA ABLOY Access and Egress Hardware Group, Inc. is prohibited. Contact us at: 855-557-5078 or visit www.yalelocks.com. In Canada contact us at: 800-461-3007 or visit <http://www.assaabloydss.ca>.



DISTRIBUTOR LIST PRICES

4300LN SERIES GRADE 2 LEVER LOCKS VARIATIONS

STANDARD FINISHES: Product will be furnished only in the finishes in which it is priced.

| ANSI/BHMA CODE | FINISH DESCRIPTIONS |
|----------------|---|
| BRASS: | |
| 605 | Bright Brass, Clear Coated |
| 606 | Satin Brass, Clear Coated |
| 609 | Satin Brass, Blackened, Satin Relieved, Clear Coated ² |
| BRONZE: | |
| 613 | Dark Oxidized Satin Bronze, Oil Rubbed ¹ |

| ANSI/BHMA CODE | FINISH DESCRIPTIONS |
|----------------|-----------------------------------|
| CHROME: | |
| 625 | Bright Chrome Plated |
| 626 | Satin Chrome, Plated |
| NICKEL: | |
| 619 | Satin Nickel Plated, Clear Coated |

1. Simulated painted finish meeting ANSI/BHMA standards for wear and durability.
2. These finishes will be provided per factory standard. To assure color match, please provide a sample.

| PRODUCT OPTIONS | DEDUCT | ADD |
|---|--------|--------|
| LESS CYLINDER: | | |
| Standard cylinder prep less cylinder, specify "x LC" Ordering Example: AU4307LN x LC | \$0.00 | — |
| CYLINDERS: | | |
| 6-Pin only | — | STD |
| INTERCHANGEABLE CORE: | | |
| Large/Small Format - Not Available | — | — |
| CYLINDER OPTION: See Page 98 for Ordering Example | | |
| Lockset with Schlage® "C" Keyway Cylinder (specify cylinder model number 2812) | \$0.00 | \$0.00 |
| STRIKES: | | |
| ANSI Strike 497 | — | \$4.00 |
| DOOR THICKNESS: | | |
| Adjustable 1-3/8" to 1-3/4" | — | STD |
| SPLIT FINISHES: Available only with 4302LN Privacy Function. When privacy sets with different trim finishes on each side are required, specify outside finish first. Latchbolt fronts and strike finish to match inside trim unless otherwise specified. | \$0.00 | \$0.00 |

Note: Yale® KeyMark® Cylinders: see page 99 for pricing. These cylinders are priced and discounted separately.



DISTRIBUTOR LIST PRICES

4300LN SERIES LIGHT/MEDIUM DUTY LEVER LOCKS

DESIGNS: Augusta - AU *Madrid - MA Pacific Beach - PB Monroe - MO

| MODEL # | PRODUCT DESCRIPTION | 605 606 609 613 619 625 626 |
|-----------------------------|---------------------------------------|-----------------------------------|
| SINGLE CYLINDER: | | |
| 4305LN | Storeroom or Closet | \$246.00 |
| 4307LN | Entry | |
| 4308LN | Classroom | |
| NON-KEYED LATCHSETS: | | |
| 4301LN | Passage or Closet | \$181.00 |
| 4302LN | Privacy, Bedroom or Bath ¹ | \$189.00 |
| 4328LN | Communicating Passage | |
| 4355LN | Single Dummy Trim | \$148.00 |

CASE LOT: 12 each
SHIPPING WEIGHT: 2.5 Lbs. per lock

Locksets supplied with Schlage® "C" keyway cylinder. 6-Pin only.
Same List Price as Lockset with Standard Cylinder.

EXAMPLE: AU4307LN x 2812 x 605

* Specify Hand for Madrid Lever Sets.

- 1. SPLIT FINISHES (4302LN only)
 - 605 x 625 Bright Brass x Bright Chrome
 - 605 x 626 Bright Brass x Satin Chrome
 - 606 x 625 Satin Brass x Bright Chrome
 - 606 x 626 Satin Brass x Satin Chrome

NOTE: For AU, PB and MO designs, handing is field reversible for Entrance, Passage and Privacy functions.

When Ordering: Specify function and finish.
Specify hand for Madrid.



DISTRIBUTOR LIST PRICES

4300LN SERIES LIGHT/MEDIUM DUTY LEVER LOCKS

| MODEL # | PRODUCT DESCRIPTION | ORDERED SEPARATELY | ORDERED WITH LOCKSET |
|--------------------------------|---|--------------------|----------------------|
| DEADLOCKING LATCHBOLTS: | | | |
| 280N | Square Corner Front x 2-3/8" B.S. (2-1/4" x 1") | \$25.00 | N/C |
| 280RN | Round Corner Front x 2-3/8" B.S. (2-1/4" x 1") | | |
| 280DN | Square Corner Front x 2-3/4" B.S. (2-1/4" x 1-1/8") | | STD |

| MODEL # | PRODUCT DESCRIPTION | ORDERED SEPARATELY | ORDERED WITH LOCKSET |
|-------------------|---|--------------------|----------------------|
| CYLINDERS: | | | |
| 1812 | Standard Cylinder 6-Pin | \$64.00 | N/C |
| 2812 | Schlage® "C" Keyway Cylinder 6-Pin - 0-bitted or Keyed Random | \$64.00 | N/C |

Yale® KeyMark® products are priced separately. Yale KeyMark cylinders are not discounted the same as the locksets.

| MODEL # | PRODUCT DESCRIPTION | ORDERED SEPARATELY | ORDERED WITH LOCKSET |
|-----------------------|---|--------------------|----------------------|
| STRIKES: | | | |
| 271 | Strike 1-1/4" Lip | \$7.60 | STD |
| 20S | Full Lip Strike Square Corner | \$8.20 | N/C |
| 21S | Full Lip Strike Round Corner | | |
| 497 | ANSI Strike | \$38.00 | \$4.00 |
| 202 | Strike Box (not plated) | \$2.00 | \$2.00 |
| 301 | 2-3/4" Dust Box for 271 Strike (not plated) | | |
| 302 | 2-1/4" Dust Box for 20S & 21S Strike (not plated) | | |
| MISCELLANEOUS: | | | |
| *10C | Fire Cup for UL Rating | \$7.60 | STD |
| SP100 | Screw Pack (specify finish) | \$5.30 | |
| 43LS | 1" Latch Sleeve | \$0.75 | |

* Failure to use fire cup voids UL rating.



DISTRIBUTOR LIST PRICES





RL SERIES TUBULAR LOCKS VARIATIONS

STANDARD FINISHES: Product will be furnished only in the finishes in which it is priced.

| ANSI/BHMA CODE | FINISH DESCRIPTION |
|----------------|--|
| BRASS: | |
| 605 | Bright Brass, Clear Coated |
| 606 | Satin Brass, Clear Coated |
| BRONZE: | |
| 611 | Bright Bronze, Clear Coated |
| 612 | Satin Bronze, Clear Coated |
| 613E | Dark Oxidized Satin Bronze - equivalent |
| N/A | US10BL Dark Oxidized Satin Bronze, Clear Coated ¹ |
| N/A | US20D Statuary Dark Bronze, Clear Coated ¹ |

| ANSI/BHMA CODE | FINISH DESCRIPTION |
|-------------------------|------------------------------------|
| CHROME: | |
| 625 | Bright Chrome Plated |
| 626 | Satin Chrome Plated |
| NICKEL: | |
| 618 | Bright Nickel Plated, Clear Coated |
| 619 | Satin Nickel Plated, Clear Coated |
| STAINLESS STEEL: | |
| 629 | Bright Stainless Steel |
| 630 | Satin Stainless Steel |
| PAINTED: | |
| BSP | Black Suede Powder Coat |
| WSP | White Suede Powder Coat |

1. Yale finishes are designated by ANSI/BHMA codes. There is not equivalent designation for US10BL and US20D and requests will be processed by special order.
2. 613 and 722 finishes available by Special Product Application Request only. This form is available on the Yale extranet and should be submitted to TPS.

| PRODUCT OPTIONS | DEDUCT | ADD |
|--|--------|---------|
| UL 3-Hour Fire Rating - Suffix 'F' to model number. Available for RL201, RL202, RL228 | — | \$7.00 |
| STRIKES: | | |
| ANSI Strike 497 | — | \$4.00 |
| DOOR THICKNESS: | | |
| Adjustable 1-3/8" to 1-3/4" | — | STD |
| 1-7/8" to 2" (latchbolt centered in total door thickness) | — | \$0.00 |
| KNURLING: Not available. | — | STD |
| MICROSHIELD®: Antimicrobial coating. Specify option "YMS". | — | \$68.00 |
| REFLECTION LEVERS: The following levers are no longer available in 629 and 630 finishes, TT, TU, TV, TW, TX, TY, UW, UX, TZ, TG, TJ, TK, TO, TE, TI and TD. | — | — |



DISTRIBUTOR LIST PRICES

RL SERIES TUBULAR LOCKS

LEVER DESIGNS: Hudson: TB, TC, UB, UC, TD
 Danube: TE, TI
 Seine: TG, TO, TJ, TK
 Thames: TM, TN, TP, TQ, TR, TS
 Victoria: TT, TU, TV, TW, UW, TX, TY, UX, TZ

ROSE DESIGNS: R3, R4, R5

| MODEL # | PRODUCT DESCRIPTION | 613E 626 BSP WSP | 605 606 611 612 618 619 625 629' 630' US10BL US20D |
|---------|-------------------------------------|---------------------|--|
| RL201 | Passage or Closet | \$226.00 | \$236.00 |
| RL228 | Communicating Passage Exit Latch | | |
| RL202 | Privacy, Bedroom or Bath | \$237.00 | \$247.00 |
| RL255 | Single Dummy Trim - Through-Bolted | \$131.00 | \$136.00 |
| RL255D | Double Dummy Trim | \$198.00 | \$208.00 |
| RL255S | Single Dummy Trim - Surface Mounted | \$99.00 | \$104.00 |

PARTS:

| MODEL # | PRODUCT DESCRIPTION | ORDERED SEPARATELY | ORDERED WITH LOCKSET |
|--------------------|--|--------------------|----------------------|
| STRIKES: | | | |
| 202 | Strike Box (Not Plated) | \$2.00 | \$2.00 |
| 371 | Strike 1-1/4" Lip with Box | \$8.00 | N/C |
| 371 | Strike 1", 1-1/2", 1-3/4" or 2" Lip with Box | \$15.00 | \$2.00 |
| 497 | ANSI Strike Lip 1-1/4" | \$38.00 | \$4.00 |
| 497 | ANSI Strike with 1-1/8", 1-1/2" or 1-3/4" Lip | \$45.00 | \$14.00 |
| LATCHBOLTS: | | | |
| RLP34 | Square Corner Front 2-1/4" x 1-1/8" Faceplate, used with RL202 | \$37.00 | STD |
| RLP34A | Square Corner Front 2-1/4" x 1-1/8" Faceplate, used with RL201 & RL228 | | |
| RLP38 | Square Corner Front 2-1/4" x 1" Faceplate, used with RL202 | | N/C |
| RLP38A | Square Corner Front 2-1/4" x 1" Faceplate, used with RL201 & RL228 | | |

1. See the Variations page for details.



DISTRIBUTOR LIST PRICES

6400LN SERIES LEVER MONOLOCKS VARIATIONS

STANDARD FINISHES: Product will be furnished only in the finishes in which it is priced.

| ANSI/BHMA CODE | FINISH DESCRIPTION |
|----------------|---------------------|
| CHROME: | |
| 626 | Satin Chrome Plated |

| PRODUCT OPTIONS | DEDUCT | ADD |
|---|---------|----------|
| LESS CYLINDER OR LESS CORE: | | |
| Standard cylinder prep less cylinder, specify "x LC" Ordering Example: AU6407LN x LC | \$64.00 | — |
| Large format interchangeable core prep less core, for 6-pin, specify "x ICLC" Ordering Example: AU6407LN x ICLC | \$0.00 | \$0.00 |
| 7-PIN CYLINDERS AND LFIC CORE: | | |
| Add to 6-Pin cylinder/core | — | \$2.00 |
| INTERCHANGEABLE CORES: | | |
| 1210 - LFIC 6-Pin (includes MK or GMK) Ordering Example: AU6407LN x 1210 x 626 | — | \$60.00 |
| A600 Best® Keyway SFIC 6-or 7-Pin (includes MK or GMK) Ordering Example: B-AU6407LN x A600 | — | \$52.00 |
| CYLINDER OPTIONS: See Page 104---- for Ordering Examples | | |
| Lockset with SFIC Core Prep (less core) | \$0.00 | \$0.00 |
| Lockset with Schlage® IC Core Prep (less core) | \$0.00 | \$0.00 |
| Lockset with Medeco®/ASSA® IC Core Prep (less core) | \$0.00 | \$0.00 |
| Lockset with Schlage® Cylinder Prep (less cylinder) | \$26.00 | — |
| Lockset with Schlage® "C" Keyway Cylinder (specify cylinder model number 2802) | \$0.00 | \$0.00 |
| Lockset with Corbin Russwin "L4", Corbin "60", Russwin "D1", Sargent® "LA" or Schlage® "E" Keyway Cylinder. (specify cylinder model number 3804 x keyway) | \$0.00 | \$16.00 |
| SPECIAL STRIKES: | | |
| ANSI Strike 497 with 1 1/8", 1 1/2" or 1 3/4" lip | — | \$14.00 |
| SPLIT FINISHES: Higher List Price Applies | | |
| KNURLING: Available for all levers in 626 finish only | | |
| Outside or Inside Only | — | \$78.00 |
| Both Sides | — | \$156.00 |
| ABRASIVE COATING: | | |
| Outside or Inside Only | — | \$48.00 |
| Both Sides | — | \$96.00 |
| MICROSHIELD®: Antimicrobial coating. Specify option "YMS". | — | \$68.00 |

NOTE: Fits doors 1-3/4" thick only.

NOTE: Security and Yale® KeyMark® Cylinders: see page 105 for pricing. These cylinders are priced and discounted separately.

When Ordering: Specify design finish.



DISTRIBUTOR LIST PRICES

6400LN SERIES HEAVY-DUTY MONOLOCKS

DESIGNS: Augusta - AU Monroe - MO Pacific Beach - PB

| MODEL # | PRODUCT DESCRIPTION | 626 |
|-----------------------------|----------------------------------|------------|
| SINGLE CYLINDER: | | |
| 6404LN | Entry | \$1,134.00 |
| 6405LN | Storeroom or Closet | |
| 6406LN | Service Station | |
| 6407LN | Entry | |
| 6408LN | Classroom | |
| 6422LN | Corridor | |
| 6429LN | Communicating Classroom | |
| DOUBLE CYLINDER: | | |
| 6417LN | Apartment, Exit or Public Toilet | \$1,198.00 |
| 6418LN | Intruder Classroom Security | |
| 6421LN | Communicating | |
| 6430LN | Utility, Asylum or Institutional | |
| NON-KEYED LATCHSETS: | | |
| 6401LN | Passage or Closet | \$1,023.00 |
| 6428LN | Communicating Passage | |
| 6402LN | Privacy, Bedroom or Bath | \$1,071.00 |
| 6403LN | Patio or Privacy | |
| 6409LN | Exit Latch | |
| 6425LN | Privacy | |

CASE LOT: 10

SHIPPING WEIGHT: 6 Lbs. per lock

SFIC Core Prep: prefix "B" to trim designation. Accepts all SFIC cores. Specify 6- or 7-Pin.

Example: B-AU6407LN x Less Core.

Medeco®/ASSA® IC Core Prep: prefix "M" to trim designation. Not Available with MO or PB Levers. 6-Pin only.

Example: M-AU6407LN x Less Core.

Schlage® IC Core Prep: prefix "SI" to trim designation number. 6-Pin only.

Example: SI-AU6407LN x Less Core.

Schlage® Standard Cylinder Prep: prefix "S" to trim designation. 6-Pin only.

Example: S-AU6407LN x Less Cylinder.

Lockset with Sargent® "LA" Keyway Cylinder. 6-Pin only.

Example: AU6407LN x 3804.

Lockset with Schlage® "C" Keyway Cylinder. 6-Pin only.

Example: AU6407LN x 2802.

When Ordering: Specify design, function, hand and finish.



DISTRIBUTOR LIST PRICES

6400LN SERIES HEAVY-DUTY MONOLOCK PARTS

| MODEL # | PRODUCT DESCRIPTION | ORDERED SEPARATELY | ORDERED WITH LOCK |
|-------------------|---|--------------------|-------------------|
| CYLINDERS: | | | |
| 1802 | Standard Cylinder 6-Pin | \$64.00 | N/C |
| 1802S | Standard Cylinder 6-Pin for 6417LN inside lever | | |
| 1802A | Standard Cylinder 7-Pin | \$66.00 | \$2.00 |
| 5802 | Security Cylinder 6-Pin | \$256.00 | \$192.00 |
| 5802A | Security Cylinder 7-Pin | \$260.00 | \$196.00 |
| 1210 | Large Format Interchangeable Core Only 6-Pin | \$60.00 | \$60.00 |
| 1220 | Large Format Interchangeable Core Only 7-Pin | \$62.00 | \$62.00 |
| 5210 | Security Large Format Interchangeable Core Only 6-Pin | \$235.00 | \$235.00 |
| 5220 | Security Large Format Interchangeable Core Only 7-Pin | \$239.00 | \$239.00 |
| K402 | Yale® KeyMark® Cylinder | \$81.00 | \$81.00 |
| K800 | Yale® KeyMark® Large Format Interchangeable Core Only 6-or 7-Pin | \$86.00 | \$86.00 |
| K600 | Yale® KeyMark® Small Format Interchangeable Core Only 6-or 7-Pin | \$83.00 | \$83.00 |
| A600 | Best® Keyway Small Format Interchangeable Core Only 6-or 7-Pin | \$52.00 | \$52.00 |
| 2802 | Schlage® "C" Keyway Cylinder 6-Pin - 0-bitted or Keyed Random | \$64.00 | N/C |
| 3804 | Other Manuf. Keyway Cylinder 6-Pin - Keyed Random, Specify Keyway | \$80.00 | \$16.00 |
| 107S | Schlage® Cylinder Adapter Kit | \$19.40 | \$19.40 |

| MODEL # | PRODUCT DESCRIPTION | ORDERED SEPARATELY | ORDERED WITH LOCK |
|-----------------|--|--------------------|-------------------|
| STRIKES: | | | |
| 371 | Strike 1-1/4" Lip with Box | \$8.00 | N/C |
| 371 | Strike 1", 1-1/2", 1-3/4" or 2" Lip with Box | \$15.00 | \$2.00 |
| 497 | ANSI Strike 1-1/4" Lip | \$38.00 | STD |
| 497 | ANSI Strike 1-1/8", 1-1/2" or 1-3/4" Lip | \$45.00 | \$14.00 |
| 497B | Blank ANSI Strike 1-1/8" Lip | \$38.00 | — |
| 202 | Strike Box (not plated) | \$2.00 | \$2.00 |

| PRODUCT DESCRIPTION | PART NUMBER | LIST PRICE |
|---|-------------------------------|------------|
| MISCELLANEOUS PARTS: | | |
| Rose Scalp | 14-5401-2711-(specify finish) | \$25.90 |
| Lever Spring | 14-5401-1641-999 | \$8.00 |
| Inside Rose Assembly | 14-5401-0655-048 | \$38.50 |
| Outside Rose and Shank Assembly | 14-5407-0108-048 | \$44.50 |
| Through-Bolts (price each - 2 required) | 81-0011-0588-036 | \$2.90 |
| Retainer Spring Pad | 14-5407-9034-999 | \$2.50 |
| Inside Handle Set Screw | 81-6419-2979-999 | |
| Screw Pack for ANSI Strike and Latch | 81-9400-0038-(specify finish) | |
| Screw Pack for "T" Strike and Latch | 81-9400-0009-(specify finish) | |

When Ordering: Specify finish.



DISTRIBUTOR LIST PRICES

6400LN SERIES HEAVY-DUTY MONOLOCKS

| DESCRIPTION | FUNCTIONS | AU | MO | PB |
|-------------------------|--|--------------|--------------|--------------|
| LEVERS ONLY: | | | | |
| Plain Inside | 01, 05, 08, 09, 28, 455LN | 14-5401-6063 | 14-5401-6064 | 14-5401-6062 |
| Plain Outside | 01 | 14-5401-6063 | 14-5401-6064 | 14-5401-6062 |
| Privacy Outside | 02 | 14-5402-6025 | 14-5402-6024 | 14-5402-6023 |
| Cylinder std 6 or 7-Pin | 04, 05, 06, 07, 08, 17, 18, 21, 22, 29, 30 | 14-5407-6038 | 14-5407-6042 | 14-5407-6062 |
| Button | 02, 03, 06, 07, 22, 25 | 14-5407-6038 | 14-5407-6042 | 14-5407-6062 |
| I/S Yale® IC 6-Pin | 17, 18 | 14-5417-6021 | 14-5417-6030 | 14-5417-6040 |
| I/S Yale® IC 7-Pin | 17, 18 | 14-5417-6022 | 14-5417-6031 | 14-5417-6041 |
| I/S SFIC 6 or 7-Pin | 17, 18 | 14-5417-6029 | 14-5417-6032 | 14-5417-6042 |
| I/S Schlage® IC 6-Pin | 17, 18 | 14-5417-6059 | 14-5417-6061 | 14-5417-6060 |
| I/S Medeco®/ASSA® IC | 17, 18 | 14-5417-6023 | N/A | N/A |

| PRODUCT DESCRIPTION | ALL FINISHES |
|---------------------|--------------|
| ALL LEVERS | \$112.00 |

| DESCRIPTION | FUNCTIONS | AU | MO | PB |
|----------------------------|--------------------------------|--------------|--------------|--------------|
| LEVERS ASSEMBLIES: | | | | |
| Plain O/S Security | 03, 09 | 14-5403-0051 | 14-5403-0052 | 14-5403-0053 |
| O/S Yale® IC 6-Pin | 04, 05, 06, 07, 08, 17, 18, 22 | 14-5407-0076 | 14-5407-0019 | 14-5407-0030 |
| O/S Yale® IC 7-Pin | 04, 05, 06, 07, 08, 17, 18, 22 | 14-5407-0077 | 14-5407-0021 | 14-5407-0031 |
| O/S SFIC 6 or 7-Pin | 04, 05, 06, 07, 08, 17, 18, 22 | 14-5407-0040 | 14-5407-0041 | 14-5407-0042 |
| O/S Schlage® IC 6-Pin | 04, 05, 06, 07, 08, 17, 18, 22 | 14-5407-0904 | 14-5407-6209 | 14-5407-0905 |
| O/S Medeco®/ASSA® IC 6-Pin | 04, 05, 06, 07, 08, 17, 18, 22 | 14-5407-0078 | N/A | N/A |

| PRODUCT DESCRIPTION | ALL FINISHES |
|-----------------------------|--------------|
| ALL LEVER ASSEMBLIES | \$139.00 |

When Ordering: Specify finish.



DISTRIBUTOR LIST PRICES

DEADLOCKS - PADLOCKS - AUXILIARY LOCKS - CABINET LOCKS VARIATIONS

STANDARD FINISHES: Product will be furnished only in the finishes in which it is priced. Finishes do not apply to Padlocks, Auxiliary Locks or Cabinet Locks.

| ANSI/BHMA CODE | FINISH DESCRIPTION |
|----------------|---|
| BRASS: | |
| 605 | Bright Brass, Clear Coated |
| 606 | Satin Brass, Clear Coated |
| 609 | Satin Brass, Blackened, Satin Relieved, Clear Coated |
| BRONZE: | |
| 611 | Bright Bronze, Clear Coated |
| 612 | Satin Bronze, Clear Coated |
| 613E | Dark Oxidized Satin Bronze - equivalent |
| 616 | Satin Bronze, Blackened, Satin Relieved, Clear Coated |

| ANSI/BHMA CODE | FINISH DESCRIPTION |
|-------------------------|--|
| CHROME: | |
| 625 | Bright Chrome Plated |
| 626 | Satin Chrome Plated |
| NICKEL: | |
| 619 | Satin Nickel Plated, Clear Coated |
| 620 | Satin Nickel Plated, Blackened, Satin Relieved, Clear Coated |
| STAINLESS STEEL: | |
| 629 | Bright Stainless Steel |
| 630 | Satin Stainless Steel |
| PAINTED: | |
| BSP | Black Suede Powder Coat |
| WSP | White Suede Powder Coat |

- 609, 616 and 620 finishes will be provided per factory standard. To assure color match, please provide a sample.
- 613 and 722 finishes available by Special Product Application Request only. This form is available on the Yale extranet and should be submitted to TPS.

D100 AND D200 SERIES DEADBOLTS

| PRODUCT OPTIONS | DEDUCT | ADD |
|---|--------|---------|
| CYLINDERS: 6-pin Only | | |
| LESS CYLINDER OR LESS CORE: | | |
| Standard cylinder prep less cylinder, specify "x LC" | \$0.00 | \$0.00 |
| Large format interchangeable core prep less core, for 6-pin, specify "x ICLC" Ordering Example: D112 x 1210 Prep x Less Core (available for D100 or D200 series) Note: List price add is for D200 series only. D100 series does not require an add. | \$0.00 | \$26.00 |
| Small format interchangeable core prep less core, for 6-or 7-pin, specify with "B" prefix "x Less Core" Ordering Example: B-D112 x Less Core (available for D100 or D200 series) | \$0.00 | \$0.00 |
| 7-PIN (available for SFIC and LFIC - for LFIC, specify "x 1220"): | | |
| Add to 6-Pin core | — | \$2.00 |
| INTERCHANGEABLE CORES: | | |
| 1210 - LFIC 6-Pin (available for D100 series - includes MK or GMK) Ordering Example: D112 x 1210 x 626 | — | \$60.00 |
| 1210 - LFIC 6-Pin (available for D200 series - includes MK or GMK) Ordering Example: D212 x 1210 x 626 | — | \$86.00 |
| A600 Best® Keyway SFIC 6-or 7-Pin (available for D100 or D200 series - includes MK or GMK) Ordering Example: B-D112 x A600 x 626 | — | \$52.00 |
| CYLINDER OPTIONS: | | |
| Deadbolt with Schlage® "C" Keyway Cylinder | \$0.00 | \$0.00 |
| Deadbolt with Corbin Russwin "L4", Corbin® "60", Russwin® "D1", Sargent® "LA" or Schlage "E" | — | \$16.00 |
| SPECIAL STRIKES: (For Use with YSSL10) | | |
| 371 Strike with 1", 1-1/2", 1-3/4" or 2" lip with box | — | \$2.00 |
| DOORS 1-3/4" THICK: Adjustable to 1-3/8" thick | — | STD |

350 SERIES DEADLOCKS & PADLOCKS

| PRODUCT OPTIONS | DEDUCT | ADD |
|---|---------|----------|
| CYLINDERS OMITTED 350 SERIES ONLY: | | |
| IC Housing ordered with 350 Series | \$73.00 | |
| DUST GUARD: For cylinders prefix "D" to model number (refer to catalog) | \$0.00 | \$0.00 |
| 7-PIN CYLINDERS AND LFIC CORES: | — | \$49.00 |
| INTERCHANGEABLE CORE CYLINDERS: | — | \$2.00 |
| 2196 - LFIC 6-Pin (includes MK or GMK) Ordering Example: 353 x 2196 x 626 | — | \$60.00 |
| A620 - SFIC 6-or 7-Pin (Includes MK or GMK) Ordering Example: 353 x A620 x 626 | — | \$52.00 |
| SECURITY SCREWS 300 SERIES: Standard sizes only (each screw) | — | \$1.00 |
| SPLIT FINISHES: Higher List Price Applies | — | |
| LEAD LINED 350 SERIES: | — | \$188.00 |
| MICROSHIELD®: Antimicrobial coating. Specify "YMS". | — | — |
| Mortise Deadlocks | — | \$68.00 |

When Ordering: Specify finish.



DISTRIBUTOR LIST PRICES

D100 AND D200 SERIES DEADBOLTS**D100 GRADE 1 DEADBOLTS**

| MODEL # | BACKSET | FRONT | 613E 626 BSP WSP | 605 606 612 619 625 | APPROX. SHIPPING WT. LBS. |
|---------------------------------------|---------|-------------|---------------------|------------------------|------------------------------|
| CYLINDER x THUMBTURN: | | | | | |
| D111 | 2-3/8" | 2-1/4" X 1" | \$158.00 | \$162.00 | 24 |
| D112 | 2-3/4" | 2-1/4" X 1" | | | |
| B-D171 | 2-3/8" | 2-1/4" X 1" | | | |
| B-D172 | 2-3/4" | 2-1/4" X 1" | | | |
| CYLINDER x CYLINDER: | | | | | |
| D121 | 2-3/8" | 2-1/4" X 1" | \$192.00 | \$196.00 | 24 |
| D122 | 2-3/4" | 2-1/4" X 1" | | | |
| CYLINDER x BLANK ROSE: | | | | | |
| D131 | 2-3/8" | 2-1/4" X 1" | \$158.00 | \$162.00 | 24 |
| D132 | 2-3/4" | 2-1/4" X 1" | | | |
| BLANK PLATE x THUMBTURN: | | | | | |
| D141 | 2-3/8" | 2-1/4" X 1" | \$130.00 | \$134.00 | 24 |
| D142 | 2-3/4" | 2-1/4" X 1" | | | |
| BLANK PLATE x CYLINDER | | | | | |
| D151 | 2-3/8" | 2-1/4" X 1" | \$158.00 | \$162.00 | 24 |
| D152 | 2-3/4" | 2-1/4" X 1" | | | |
| CYLINDER x CLASSROOM THUMBTURN | | | | | |
| D161 | 2-3/8" | 2-1/4" X 1" | \$168.00 | \$172.00 | 24 |
| D162 | 2-3/4" | 2-1/4" X 1" | | | |
| B-D181 | 2-3/8" | 2-1/4" X 1" | | | |
| B-D182 | 2-3/4" | 2-1/4" X 1" | | | |

D200 GRADE 2 DEADBOLTS

| MODEL # | BACKSET | FRONT | 613E 626 BSP WSP | 605 606 612 619 625 | APPROX. SHIPPING WT. LBS. |
|--|---------|-------------|---------------------|------------------------|------------------------------|
| CYLINDER x THUMBTURN: | | | | | |
| D211 | 2-3/8" | 2-1/4" X 1" | \$86.00 | \$90.00 | 24 |
| D212 | 2-3/4" | 2-1/4" X 1" | | | |
| CYLINDER x CYLINDER: | | | | | |
| D221 | 2-3/8" | 2-1/4" X 1" | \$109.00 | \$113.00 | 24 |
| D222 | 2-3/4" | 2-1/4" X 1" | | | |
| CYLINDER x BLANK ROSE: | | | | | |
| D231 | 2-3/8" | 2-1/4" X 1" | \$86.00 | \$90.00 | 24 |
| D232 | 2-3/4" | 2-1/4" X 1" | | | |
| BLANK PLATE x THUMBTURN: | | | | | |
| D241 | 2-3/8" | 2-1/4" X 1" | \$52.00 | \$56.00 | 24 |
| D242 | 2-3/4" | 2-1/4" X 1" | | | |
| BLANK PLATE x CYLINDER | | | | | |
| D251 | 2-3/8" | 2-1/4" X 1" | \$86.00 | \$90.00 | 24 |
| D252 | 2-3/4" | 2-1/4" X 1" | | | |
| CYLINDER x CLASSROOM THUMBTURN | | | | | |
| D261 | 2-3/8" | 2-1/4" X 1" | \$96.00 | \$100.00 | 24 |
| D262 | 2-3/4" | 2-1/4" X 1" | | | |
| THUMBTURN X OCCUPANCY INDICATOR | | | | | |
| D291 | 2-3/8" | 2-1/4" X 1" | \$72.00 | \$76.00 | 24 |
| D292 | 2-3/4" | 2-1/4" X 1" | | | |

NOTE: 1-1/8" front filler supplied standard with each deadbolt.

Case Lot: 10

When Ordering: Specify function and finish.



DISTRIBUTOR LIST PRICES

D100 AND D200 SERIES PARTS AND ACCESSORIES

| MODEL # | PRODUCT DESCRIPTION | ORDERED SEPARATELY | ORDERED WITH LOCKSET |
|-------------------|---|--------------------|----------------------|
| CYLINDERS: | | | |
| 1807 | Standard Cylinder 6-pin for use with DX11, DX12, DX31, DX32, DX51, DX52, DX61, DX62 | \$55.00 | N/C |
| 1808 | Standard Cylinder 6-pin for use with DX21, DX22 | | |
| 2807 | Schlage® "C" Keyway Cylinder 6-Pin - 0-bitted or Keyed Random for use with DX11, DX12, DX31, DX32, DX51, DX52, DX61, DX62 | | |
| 2808 | Schlage® "C" Keyway Cylinder 6-Pin - 0-bitted or Keyed Random for use with DX21, DX22 | | |
| 3806 | Other Manuf. Keyway Cylinder 6-Pin - Keyed Random, Specify Keyway for D Series | \$71.00 | \$16.00 |
| 1210 | Large Format Interchangeable Core Only 6-Pin | \$60.00 | \$60.00 |
| 1220 | Large Format Interchangeable Core Only 7-Pin | \$62.00 | \$62.00 |
| 5210 | Security Large Format Interchangeable Core Only 6-Pin | \$235.00 | \$235.00 |
| 5220 | Security Large Format Interchangeable Core Only 7-Pin | \$239.00 | \$239.00 |
| K800 | Yale® KeyMark® Large Format Interchangeable Core Only 6-or 7-Pin | \$86.00 | \$86.00 |
| K600 | Yale® KeyMark® Small Format Interchangeable Core Only 6-or 7-Pin | \$83.00 | \$83.00 |
| A600 | Best® Keyway Small Format Interchangeable Core Only 6- or 7-Pin, Specify Keyway | \$52.00 | \$52.00 |

NOTE: X in model number = '1' for Grade 1 and '2' for Grade 2

| MODEL # | PRODUCT DESCRIPTION | ORDERED SEPARATELY | ORDERED WITH LOCKSET |
|-----------------------------|---|--------------------|----------------------|
| DEADBOLT ASSEMBLIES: | | | |
| D38 | 2-3/8" Backset, 2-1/4" x 1" Square Front, includes 1-1/8" Front Filler | \$12.00 | N/C |
| D34 | 2-3/4" Backset, 2-1/4" x 1" Square Front, includes 1-1/8" Front Filler | | |
| D38R | 2-3/8" Backset, 2-1/4" x 1" Radius Front | | |
| D34R | 2-3/4" Backset, 2-1/4" x 1" Radius Front | | |
| STRIKES: | | | |
| D243 | Strike pack which includes 2-3/4" x 1-1/8" both wood and metal frame strikes and corresponding screws | \$4.00 | STD |
| D244 | Strike Reinforcement | \$2.20 | |
| SCREW PACKS: | | | |
| 14-3211-0100-XXX | Includes mounting and strike screws for DX11, DX12, DX31, DX32, DX61, DX62. XXX = specify finish. | \$1.70 | STD |
| 14-3221-0104-XXX | Includes mounting and strike screws for DX21, DX22, DX51, DX52, D171, D172, D181, D182. XXX = specify finish. | | |
| 14-3241-0100-XXX | Includes mounting and strike screws for DX41, DX42, D291, D292. XXX = specify finish. | | |

NOTE: X in model number = '1' for Grade 1 and '2' for Grade 2

When Ordering: Specify function and finish.



DISTRIBUTOR LIST PRICES

350 SERIES MORTISE DEADLOCKS

| MODEL # | PRODUCT DESCRIPTION | 613E 626 BSP WSP | 605 606 611 612 618 619 625 629 630 US10BL US20D |
|------------------------------|--|---------------------|--|
| 350 SERIES DEADLOCKS: | | | |
| 351 | Double Cylinder | \$369.00 | \$374.00 |
| 352 | Single Cylinder Outside x Thumbturn Inside | \$344.00 | \$349.00 |
| 353 | Single Cylinder Outside | \$296.00 | \$301.00 |
| 354 | Exit (Thumbturn Inside Only) | \$271.00 | \$276.00 |
| 356 | Double Cylinder with Thumbturn Inside | \$417.00 | \$422.00 |
| 357 | Single Cylinder Outside x Thumbturn Inside | \$344.00 | \$349.00 |

| MODEL # | PRODUCT DESCRIPTION | ORDERED WITH LOCKSET | ORDERED SEPARTELY |
|--------------------------------|------------------------------------|-------------------------|----------------------|
| THUMBTURNS AND STRIKES: | | | |
| 1827 | Thumbturn for 352, 354, 356 & 357 | N/C | \$58.00 |
| 30S | Strike 3-1/2" x 1-1/8" (standard) | STD | \$34.00 |
| 545N | Strike 4-7/8" x 1-1/4" (optional) | N/C | \$23.00 |
| 31S | Strike Box - not plated (optional) | \$2.00 | \$2.00 |

AUXILIARY LATCH

| MODEL # | PRODUCT DESCRIPTION | ALL FINISHES |
|-------------------------|-----------------------------------|-----------------|
| AUXILIARY LATCH: | | |
| YSSL10 | Security SideLite Auxiliary Latch | \$144.00 |

When Ordering: Specify finish.



AUXILIARY LOCKS

| MODEL # | PRODUCT DESCRIPTION | PRICE EACH | CASE LOT | APPROX. SHIPPING WT. |
|-----------------------------|--------------------------------|------------|----------|----------------------|
| AUXILIARY RIM LOCKS: | | | | |
| 88 | Auxiliary Security Latchlock | \$71.00 | 30 | 35 |
| 80 | Auxiliary Security Latchlock | | 30 | 49 |
| *112 | Auxiliary Heavy-Duty Deadbolt | \$117.00 | 6 | 12-1/2 |
| *112 1/4 | Auxiliary Heavy-Duty Deadbolt | \$137.00 | 6 | 14 |
| *197 | Auxiliary Jimmy-Proof Deadlock | \$117.00 | 6 | 12-1/2 |
| *197 1/4 | Auxiliary Jimmy-Proof Deadlock | \$137.00 | 6 | 14 |

*Add suffix "F" for doors opening outward.

SHELF BOX: 1

NOTE: Standard cylinders included with auxiliary locks are supplied PARA Keyed Different. No deduct for omitting cylinder.

| MODEL # | PRODUCT DESCRIPTION | PRICE EACH |
|-----------------|--|------------|
| STRIKES: | | |
| 8RB | Reverse Bevel Strike (for use with 80, 88) | \$6.00 |
| 112FS | Strike (for use with 112) | \$18.40 |
| 197FS | Flat Strike (for use with 197, 197 1/4) | \$31.30 |

VISUAL PACK AUXILIARY LOCKS

| MODEL # | PRODUCT DESCRIPTION | PRICE EACH | CASE LOT | APPROX. SHIPPING WT. |
|-----------------------------|--------------------------------|------------|----------|----------------------|
| AUXILIARY RIM LOCKS: | | | | |
| V80 | Auxiliary Security Latchlock | \$71.00 | 5 | 17 |
| V197 | Auxiliary Jimmy-Proof Deadlock | \$117.00 | 5 | 12 |
| V197 1/4 | Auxiliary Jimmy-Proof Deadlock | \$137.00 | 5 | 12 |

NOTE: Standard cylinders included with auxiliary locks are supplied PARA Keyed Different. No deduct for omitting cylinder.

When Ordering: Specify function and finish.



DISTRIBUTOR LIST PRICES

PADLOCKS PD400 SERIES

| MODEL # | DESCRIPTION | KEYED ALIKE / KEYED DIFFERENT |
|--------------------|---|-------------------------------|
| FIXED CORE: | | |
| PD416 | 6-Pin, 5/16" Diameter Shackle | \$72.00 |
| PD2416 | 6-Pin, 5/16" Diameter & 2" Extended Shackle | \$76.00 |
| PD3416 | 6-Pin, 5/16" Diameter & 3" Extended Shackle | \$78.00 |

| OPTIONS | | |
|---|-----|---------|
| Chain attached to shackle | | |
| Steel (Suffix "S42S" to model number) | ADD | \$4.50 |
| Brass (Suffix "S42A" to model number) | ADD | \$5.30 |
| Brass Shackles (Suffix "B" to model number) | ADD | \$4.50 |
| Master Keyed | ADD | \$16.00 |

NOTE: Padlocks operated by two (2) or more different keys same price as master keying. Furnished standard keyed different with 1801 cylinder. See pages 32, 37 and 44 for optional 2801, 5801 or K400 cylinder pricing.

When Ordering: Specify design, hand and finish.



DISTRIBUTOR LIST PRICES

PADLOCKS PD500 SERIES

INTERCHANGEABLE CORE:

| MODEL # | DESCRIPTION | LESS CORE | CASE LOT | SHIPPING WT. LBS. |
|-----------------------|---|-----------|----------|-------------------|
| LFIC PADLOCKS | | | | |
| PD514 | 6-Pin, 5/16" Diameter Shackle | \$114.00 | 20 | 19 |
| PD524 | 6-Pin, 3/8" Diameter Shackle | | | |
| PD534 | 7-Pin, 3/8" Diameter Shackle | | | |
| PD2514 | 6-Pin, 5/16" Diameter & 2" Extended Shackle | \$116.00 | 18 | 17 |
| PD2524 | 6-Pin, 3/8" Diameter & 2" Extended Shackle | | | |
| PD2534 | 7-Pin, 3/8" Diameter & 2" Extended Shackle | \$118.00 | | |
| PD3514 | 6-Pin, 5/16" Diameter & 3" Extended Shackle | | | |
| PD3524 | 6-Pin, 3/8" Diameter & 3" Extended Shackle | \$120.00 | 19 | |
| PD3534 | 7-Pin, 3/8" Diameter & 3" Extended Shackle | | | |
| SFIC PADLOCKS: | | | | |
| PD515 | 6- or 7-Pin, 5/16" Diameter Shackle | \$53.00 | 20 | 19 |
| PD525 | 6- or 7-Pin, 3/8" Diameter Shackle | | | |
| PD2515 | 6- or 7-Pin, 5/16" Diameter & 2" Extended Shackle | \$55.00 | | |
| PD2525 | 6- or 7-Pin, 3/8" Diameter & 2" Extended Shackle | \$57.00 | 18 | |
| PD3515 | 6- or 7-Pin, 5/16" Diameter & 3" Extended Shackle | | | |
| PD3525 | 6- or 7-Pin, 3/8" Diameter & 3" Extended Shackle | | | |

NOTE: LFIC and SFIC Padlocks furnished standard less core. Add master keyed core price when ordered with core. See pages 35 and 44 for available core pricing.

FIXED CORE:

| MODEL # | DESCRIPTION | KEYED ALIKE / KEYED DIFFERENT | CASE LOT | SHIPPING WT. LBS. |
|----------------------------|---|-------------------------------|----------|-------------------|
| FIXED CORE PADLOCKS | | | | |
| PD516 | 6-Pin, 5/16" Diameter Shackle | \$117.00 | 20 | 19 |
| PD526 | 6-Pin, 3/8" Diameter Shackle | | | |
| PD2516 | 6-Pin, 5/16" Diameter & 2" Extended Shackle | \$119.00 | 18 | |
| PD2526 | 6-Pin, 3/8" Diameter & 2" Extended Shackle | | | |
| PD3516 | 6-Pin, 5/16" Diameter & 3" Extended Shackle | \$122.00 | | |
| PD3526 | 6-Pin, 3/8" Diameter & 3" Extended Shackle | | | |

NOTE: Fixed core padlocks are 6-pin and furnished standard keyed different with 1801 cylinder. See pages 32, 37 and 44 for optional 2801, 5801 or K400 cylinder pricing.

| OPTIONS | | | |
|---|--|--------|---------|
| Chain attached to shackle | | | |
| Steel (Suffix "S42S" to model number) | | ADD | \$4.50 |
| Brass (Suffix "S42A" to model number) | | ADD | \$5.30 |
| Chain attached to case | | | |
| Steel (Suffix "C42S" to model number) | | ADD | \$4.50 |
| Brass (Suffix "C42A" to model number) | | ADD | \$5.30 |
| Brass Shackles (Suffix "B" to model number) | | ADD | \$4.50 |
| PD516 or PD526 x Less Cylinder | | DEDUCT | \$64.00 |
| PD516 or PD526 x MK | | ADD | \$16.00 |

NOTE: Padlocks operated by two (2) or more different keys same price as master keying.



DISTRIBUTOR LIST PRICES

PADLOCKS PD600 SERIES

| MODEL # | DESCRIPTION | KEYED ALIKE / KEYED DIFFERENT |
|--------------------|---|-------------------------------|
| FIXED CORE: | | |
| PD616 | 6-Pin, 5/16" Diameter Shackle | \$117.00 |
| PD2616 | 6-Pin, 5/16" Diameter & 2" Extended Shackle | \$119.00 |

| OPTIONS | | |
|---------------------------------------|-----|---------|
| Chain attached to shackle | | |
| Steel (Suffix "S42S" to model number) | ADD | \$4.50 |
| Brass (Suffix "S42A" to model number) | ADD | \$5.30 |
| Chain attached to case | | |
| Steel (Suffix "C42S" to model number) | ADD | \$4.50 |
| Brass (Suffix "C42A" to model number) | ADD | \$5.30 |
| Master Keyed | ADD | \$16.00 |

NOTE: Padlocks operated by two (2) or more different keys same price as master keying. Furnished standard keyed different with 1801 cylinder. See pages 32, 37 and 44 for optional 2801, 5801 or K400 cylinder pricing.

| MODEL # | LIST PRICE | CASE LOT | APPROX. SHIPPING WT. |
|----------------|------------|----------|----------------------|
| CHAINS: | | | |
| 42A | \$5.30 | 12 | 3/4 |
| 42S | \$4.50 | 12 | 3/4 |

CABINET LOCKS

| MODEL # | DEPTH | FINISH | REGULAR KEYING | MK or GMK | APPROX. SHIPPING WT. LBS. |
|-----------------------|--------------------------|-----------------|----------------|-----------|---------------------------|
| CABINET LOCKS: | | | | | |
| *511S | 3/4", 1", 1-1/8", 1-3/8" | 605-606-625-626 | \$172.00 | \$188.00 | 1 |

*Specify hand.

| MODEL # | PRODUCT DESCRIPTION | FINISH | REGULAR KEYING | MK or GMK | APPROX. SHIPPING WT. LBS. |
|---------------------------|---------------------|--------------|----------------|-----------|---------------------------|
| SPECIAL CYLINDERS: | | | | | |
| C970 | Cabinet Lock | All Finishes | \$122.00 | \$138.00 | 1/2 |
| C1810 | Letter Box Lock | 606-626 | \$78.00 | \$94.00 | 1/4 |

| MODEL # | PRODUCT DESCRIPTION | 605 | 625 |
|-----------------|---------------------|--------|--------|
| STRIKES: | | | |
| 511S | Angle Strike | \$4.00 | \$4.00 |

When Ordering: Specify function and finish.



7000 SERIES EXIT DEVICES

VARIATIONS: Exit Devices and Trims are priced separately. In order to determine the full list price of a 7000 Series Exit Device with trim, it is necessary to add the list price of the device model number and the list price of the trim model number.

STANDARD FINISHES: Products will be furnished only in the following finishes.

| ANSI/BHMA CODE | FINISH DESCRIPTION |
|----------------|---|
| BRASS: | |
| 605 | Bright Brass, Clear Coated |
| 606 | Satin Brass, Clear Coated |
| 609 | Satin Brass, Blackened, Satin Relieved, Clear Coated |
| BRONZE: | |
| 611 | Bright Bronze, Clear Coated |
| 612 | Satin Bronze, Clear Coated |
| 613E | Dark Oxidized Satin Bronze - equivalent |
| 616 | Satin Bronze, Blackened, Satin Relieved, Clear Coated |

| ANSI/BHMA CODE | FINISH DESCRIPTION |
|-------------------------|--|
| CHROME: | |
| 625 | Bright Chrome Plated (540F Series Trim Only) |
| 626 | Satin Chrome Plated (trim only) |
| NICKEL: | |
| 619 | Satin Nickel Plated, Clear Coated |
| 620 | Satin Nickel Plated, Blackened, Satin Relieved, Clear Coated |
| STAINLESS STEEL: | |
| 629 | Bright Stainless Steel |
| 630 | Satin Stainless Steel |
| PAINTED: | |
| 693 | Black Painted |
| BSP | Black Suede Powder Coat |
| WSP | White Suede Powder Coat |

- 609, 616 and 620 finishes will be provided per factory standard. To assure color match, please provide a sample.
- 613 and 722 finishes available by Special Product Application Request only. This form is available on the Yale extranet and should be submitted to TPS.

CYLINDERS: Standard 6-Pin cylinders included with 540F Series Rose Trim only. All other keyed trim priced less cylinder, the list price of the cylinder must be added if cylinders are required. Specify cylinder and cylinder collar with collar size.

| PRODUCT OPTIONS | ADD |
|--|----------|
| DESIGNER LEVER: (HA) | \$242.00 |
| DUST GUARD: Prefix "D" to model number (refer to Cylinders/Keys catalog for available cylinders) | \$49.00 |
| DOOR WIDTH: | |
| 24" Door Width (Suffix -24) See note 4 page 116. | \$0.00 |
| 30"-36" Door Width (Suffix -36) | STD |
| 36"-48" Door Width (Suffix -48) | \$50.00 |
| Door thickness: Doors over 2-1/4" | \$43.00 |
| SLEEVE NUTS: Factory orders only for exact quantity | |
| SN-104 (For interlock bracket on fire-rated mullions) | \$4.00 |
| SN-134 (4 Pack) | \$6.20 |
| TORX® SECURITY HEAD SCREWS: Standard size only | |
| Rim Exit Device | \$38.00 |
| UL Rim Exit Device | |
| Surface Vertical Rod Exit Device (SVR) | \$100.00 |
| Concealed Vertical Rod Exit Device (CVR) | \$38.00 |
| Mortise Exit Device | \$70.00 |
| 630F, 660F, 670F Series Trim | \$6.00 |
| 121NL, 350F, 540F, 620F, 650F, 680F, 690F Series Trim | N/A |
| ABRASIVE COATING: On Touchbar Pad | \$77.00 |
| KNURLING: | |
| On Touch Pad, available in all finishes | \$148.00 |
| For outside trim | \$78.00 |
| MICROSHIELD®: Antimicrobial coating. Suffix YMS to model number for each exit device or trim that the coating will be applied. | \$81.00 |
| REFLECTION LEVERS: The following levers are no longer available in 629 and 630 finishes, TT, TU, TV, TW, TX, TY, UW, UX, TZ, TG, TJ, TK, TO, TE, TI and TD. | — |



HOW TO ORDER

| 7 | X | X | X | Suffix | Size | Design | Trim | Finish | Other Info. |
|---|---|---|--|---|--|---|--------------------------|--------------|---|
| | Second Digit: "1" Standard device, 4-1/2" (114mm) or wider door stile. "2" Narrow stile door or narrow escutcheon trim (500F, 510F Series) | Third Digit: "0" Rim Device, Pullman Latch "1" SVR Device up to 8' "2" CVR Device, Metal Doors up to 8' "3" Mortise Device "5" SquareBolt®, Rim Security "6" CVR Device over 8', wood door or LBR "7" SVR Device over 8' or LBR | Fourth Digit: "0" Standard "5" Cylinder Dogging (Not with suffix "F") | Mechanical Feature "F" - Fire Exit Device "M" - Narrow escutcheon Trim in 4-1/2" (114mm) or wider door stile "LBR" - Less Bottom Rod (Note 2) "K5" - Mortise Device, EO or Entry by Key with/ without Rigid Knob. "K8" - Mortise Device, Entry by Knob "L5" - Mortise Device, Entry by Key with/ without Rigid Lever. (Note 1) "L8" - Mortise Device, Entry by Lever "T5" - Mortise Device with Thumbpiece Trim "T8" - Mortise Device, Active Thumbpiece Trim "2" - Double Cylinder Device (Note 3) "WS" - Windstorm Certified Products (Note 5, 6, 7) ELECTRICAL FEATURE "A" - Alarm Kit "B" - Bar Monitor or Signaling "D" - Delayed Egress "G" - Electric Dogging "H" - Security Package (DPS) "O" - Outside Trim Monitor or Signaling "P" - Latch Pullback "S" - Bolt Status Monitor or Signaling "Safe" - Mortise Device Trim Control (Lever Only) "Secure" - Mortise Device Trim Control (Lever Only) | Size: DOW - (Door Opening Width) "24" 24" DOW "36" 30" to 36" DOW "48" 36" to 48" DOW Door Height: -8 = 8' (2.44m) -9 = 9' (2.74m) -10 = 10' (3.05m) | Trim Design (Lever or knob only) | Trim Model Number | See Page 114 | Other Information: Door Hand RHR or LHR Door Thickness Over 1-3/4" (45mm) Fastener Options TORX® Security Screws SNB (wood, composite, or unreinforced metal doors) Specialty Cylinders & components |

NOTES:

- Required for electrical feature, Suffix "-SAFE" or "-SECURE".
- LBR available on 7160(F90) and 7170(F90) devices only.
- For double cylinder devices, suffix "-2" after fourth digit.
- If "-24" device is to be used with a DOW greater than 24", the device will ship without UL label. The 12" touchpad will not cover 50% of the device touchbar length.
- "WS" applies only to 7150(F), 7250M(F) and 7170(F) devices.
- Maximum opening size 8'0" x 8'0".
- Contact Ceco, Curries® or Fleming for detailed frame/door requirements and limitations.

| MAX. OPENING | DOOR TYPE | FIRE RATING | MODEL NO. | STYLE | STRIKE |
|--|---------------|----------------|-----------|--------|---------|
| SURFACE VERTICAL ROD (2 point latch): | | | | | |
| 4' x 10' | Metal or Wood | None | 7110 | Wide | Surface |
| 8' x 8' | Metal or Wood | 3 Hour "A" | 7110F | Wide | Surface |
| 4' x 10' | Metal or Wood | None | 7210M | Wide | Surface |
| 8' x 8' | Metal or Wood | 3 Hour "A" | 7210MF | Wide | Surface |
| 4' x 10' | Alum/Metal | None | 7210 | Narrow | Surface |
| 4' x 10' | Metal or Wood | None | 7170 | Wide | Surface |
| 8' x 10' | Metal or Wood | 1-1/2 Hour "B" | 7170F90 | Wide | Surface |
| CONCEALED VERTICAL ROD (2 point latch): | | | | | |
| 4' x 10' | Metal | None | 7120 | Wide | Surface |
| 8' x 8' | Metal | 3 Hour "A" | 7120F | Wide | Surface |
| 4' x 10' | Metal or Wood | None | 7160 | Wide | Mortise |
| 8' x 10' | Metal or Wood | 1-1/2 Hour "B" | 7160F90 | Wide | Mortise |
| 4' x 10' | Metal or Wood | None | 7220M | Wide | Surface |
| 8' x 8' | Metal | 3 Hour "A" | 7220MF | Wide | Surface |
| 4' x 10' | Alum/Metal | None | 7220 | Narrow | Surface |

- NOTE:** Height must be specified when ordering Vertical Rod Exit Devices.
- "-7" Openings up to 7' - Standard on 7110(F), 7210, 7210M(F), 7170 SVR.
 - "-8" Openings 7' to 8' - Optional on SVR. Std on 7120(F), 7220, 7220M(F), 7160
 - "-9" Openings 8' to 9' - Optional on 7170(F90), 7160(F90) CVR only.
 - "-10" Openings 9' to 10' - Optional on 7170(F90), 7160(F90) CVR only.

When Ordering: Specify design, hand and finish.



DISTRIBUTOR LIST PRICES

MECHANICAL OPTIONS

| OPTION | DESCRIPTION | LIST PRICE ADD |
|----------------------------|--|----------------|
| BPL | Bottom Pullman Latch. Suffix BPL to 7110, 7120, 7160, 7170, 7210, 7210M, 7220 & 7220M Panic Rated surface vertical rod exits. | \$33.00 |
| LBR | Less Bottom Rod. Suffix LBR to 7160 & 7170 series only. | \$0.00 |
| LUM | Lumi-Lite® Photoluminescence Powder Coat. Suffix LUM to 7000 Series touchpad cover only. | \$421.00 |
| WS | Windstorm certified. Suffix WS to 7150, 7170, 7250M series exits. Hurricane | \$112.00 |
| YMS | MicroShield® antimicrobial coating. Suffix YMS to model number for each exit device or trim that the coating will be applied. | \$81.00 |
| Cylinder Dogging | Inside cylinder dogging for Panic Rated Exits only. Change fourth digit of model number from "0" to "5". (Less cylinder) | \$95.00 |
| Door Height over 8' to 10' | See catalog | \$106.00 |
| 988Y | Surface Bolt Kit – For approved Windstorm code applications. Hurricane Bright zinc. | \$137.00 |

7100 SERIES EXIT DEVICES

| MODEL # | PRODUCT DESCRIPTION | 605 606 609 611 612 613E 616 619 620 629 630 693 BSP WSP |
|--------------------------------|--|--|
| RIM: | | |
| 7100 | Panic Rated | \$1,576.00 |
| 7100-2^ | Panic Rated Double Cylinder | \$1,786.00 |
| 7100F | Fire Rated | \$1,739.00 |
| 7100F-2^ | Fire Rated Double Cylinder | \$1,949.00 |
| SQUAREBOLT®: | | |
| 7150 | Panic Rated | \$1,644.00 |
| 7150-2^ | Panic Rated Double Cylinder | \$1,854.00 |
| 7150WS | Panic Rated Windstorm Certified Hurricane | \$1,756.00 |
| 7150F | Fire Rated | \$1,807.00 |
| 7150F-2^ | Fire Rated Double Cylinder | \$2,017.00 |
| 7150FWS | Fire Rated Windstorm Certified Hurricane | \$1,919.00 |
| SURFACE VERTICAL ROD: | | |
| 7110 | Panic Rated | \$2,020.00 |
| 7110F | Fire Rated | \$2,183.00 |
| 7170 | Panic Rated | \$2,073.00 |
| 7170WS* | Panic Rated Windstorm Certified Hurricane | \$2,185.00 |
| 7170F | Fire Rated | \$2,236.00 |
| 7170FWS* | Fire-Rated Windstorm Certified Hurricane | \$2,348.00 |
| CONCEALED VERTICAL ROD: | | |
| 7120 | Panic Rated | \$2,252.00 |
| 7120F | Fire Rated | \$2,415.00 |
| 7160 | Panic Rated | \$2,357.00 |
| 7160F | Fire Rated | \$2,520.00 |

*Not approved for LBR

^Handed unit, handing must be specified

When Ordering: Specify width, hand and finish.
Specify height for vertical rods.



DISTRIBUTOR LIST PRICES

TRIM

FOR 7100 SERIES RIM, SQUAREBOLT®, SVR, CVR EXITS (ALL TRIMS PRICED LESS CYLINDER)

| MODEL # | PRODUCT DESCRIPTION | All Finishes |
|---------|---------------------|--------------|
| *121NL | Nightlatch Trim | \$59.00 |

Not recommended for VR exit devices. See page 127 for cylinder options.

ROSE TRIMS

FOR 7100 SERIES RIM, SQUAREBOLT®, SVR, CVR EXITS (STANDARD CYLINDERS INCLUDED)

| MODEL # | PRODUCT DESCRIPTION | 689 691 695 | 605 606 609 612 613E 616 619 620 625 626 693 BSP WSP |
|---------|---|-------------|--|
| 541F | AU-MO-PB Key-In-Lever – Nightlatch | \$446.00 | \$472.00 |
| 546F | AU-MO-PB Key-In-Lever – Classroom | | |
| 548F | AU-MO-PB Active Lever – Dummy Free Wheeling | \$382.00 | \$408.00 |
| 549F | AU-MO-PB Rigid Lever – Dummy Rigid | | |

Heavy-duty 600F Trim required for 7160 CVR Series escutcheon applications. 540F Rose Trim available.

| OPTIONS | | | |
|------------|--|-----|--------|
| B- | Prefix for SFIC core prep Key-In-Lever Trim Available with AU, MO, and PB levers. | ADD | \$0.00 |
| M- | Prefix for Medeco®/ASSA® IC Core Prep Key-In-Lever Trim Available with AU levers. | | \$0.00 |
| S- | Prefix for Schlage® cylinder prep Key-In-Lever Trim Available with AU, MO, and PB levers. | | \$0.00 |
| SI- | Prefix for Schlage® IC Core Prep Key-In-Lever Trim. Available with AU, MO, and PB levers. | | |

NOTE: See Page 128 for other cylinder options.

When Ordering: Specify design and finish.



DISTRIBUTOR LIST PRICES

HEAVY-DUTY ESCUTCHEON TRIMS

FOR 7100 SERIES RIM, SQUAREBOLT®, SVR, CVR EXITS (ALL TRIMS PRICED LESS CYLINDER)

| MODEL # | PRODUCT DESCRIPTION | 605 620 | 606 626' | 609 629' | 611 ² 630' | 612 693 | 613E BSP | 616 WSP | 619 |
|---------|---|------------|-------------|-------------|--------------------------|------------|-------------|------------|----------|
| 620F | Blank Escutcheon – Exit Only-Lever/Knob Prep | | | | | | | | \$315.00 |
| 626F | Lever x Escutcheon x Cylinder – Classroom/Storeroom AR-AU-CR-JN-MO-PB-PN-VI-HA* | | | | | | | | \$526.00 |
| 627F | Lever x Escutcheon x Cylinder – Nightlatch AR-AU-CR-JN-MO-PB-PN-VI-HA* | | | | | | | | |
| 628F | Lever x Escutcheon – Passage and Dummy Free Wheeling AR-AU-CR-JN-MO-PB-PN-VI-HA* | | | | | | | | |
| 629F | Lever x Escutcheon – Dummy Rigid AR-AU-CR-JN-MO-PB-PN-VI-HA* | | | | | | | | |
| 632F | Pull x Escutcheon x Cylinder – Nightlatch | | | | | | | | \$315.00 |
| 633F | Pull x T.P. x Escutcheon x Cylinder – Classroom/Storeroom | | | | | | | | \$439.00 |
| 634F | Pull x Escutcheon – Dummy | | | | | | | | \$315.00 |
| 635F | Pull x T.P. x Escutcheon – Dummy/T-Piece | | | | | | | | \$439.00 |

*See the Variations page for HA price add.

WITH REFLECTIONS® SERIES LEVER DESIGNS:

| MODEL # | PRODUCT DESCRIPTION | 605 626' | 606 629' | 611 630' | 612 BSP | 613E WSP | 619 |
|---------|--|-------------|-------------|-------------|------------|-------------|----------|
| 626F | Lever x Escutcheon x Cylinder – Classroom/Storeroom | | | | | | \$526.00 |
| 627F | Lever x Escutcheon x Cylinder – Nightlatch | | | | | | |
| 628F | Lever x Escutcheon – Passage and Dummy Free Wheeling | | | | | | |
| 629F | Lever x Escutcheon – Dummy Rigid | | | | | | |

1. Escutcheon is plated to simulate Stainless Steel.
2. 611 finish is not available on 630, 660 and 670 Series Trims.

NOTE: Cylinder reference indicates function only, all trims are less cylinder.
See Page 127 for cylinders if required.

When Ordering: Specify design, hand and finish.



DISTRIBUTOR LIST PRICES

HEAVY-DUTY OFFSET PULL TRIMS

FOR 7100 SERIES RIM, SQUAREBOLT®, SVR, CVR EXITS
(ALL TRIMS PRICED LESS CYLINDER)

| MODEL # | PRODUCT DESCRIPTION | 605 620 | 606 626' | 609 629' | 611 630' | 612 630' | 613E 693 | 616 BSP | 619 WSP |
|---------|--|------------|-------------|-------------|-------------|-------------|-------------|------------|------------|
| 680F | Offset Pull x Escutcheon (7-1/4") – Dummy | \$504.00 | | | | | | | |
| 681F | Offset Pull x Escutcheon x Cyl (7-1/4") – Nightlatch | | | | | | | | |

HEAVY-DUTY ELECTRIFIED TRIM

FOR 7100 SERIES RIM, SQUAREBOLT®, SVR EXITS
(ALL TRIMS PRICED LESS CYLINDER)

| MODEL # | PRODUCT DESCRIPTION | 605 620 | 606 626' | 609 629' | 611 630' | 612 630' | 613E 693 | 616 BSP | 619 WSP |
|---------|--|------------|-------------|-------------|-------------|-------------|-------------|------------|------------|
| 690F | Lever x Escutcheon x Cylinder x Fail Safe AR-AU-CR-JN-MO-PB-PN-VI-HA* | \$1,112.00 | | | | | | | |
| 691F | Lever x Escutcheon x Cylinder x Fail Secure AR-AU-CR-JN-MO-PB-PN-VI-HA* | | | | | | | | |
| SM | SPDT Lock and Unlock Monitor Switch | \$283.00 | | | | | | | |
| EX | Trim Gasket for Exterior Applications | \$30.00 | | | | | | | |

*See the Variations page for HA price add.

WITH REFLECTIONS® SERIES LEVER DESIGNS:

| MODEL # | PRODUCT DESCRIPTION | 605 626' | 606 629' | 611 630' | 612 630' | 613E BSP | 619 WSP | |
|---------|---|-------------|-------------|-------------|-------------|-------------|------------|--|
| 690F | Lever x Escutcheon x Cylinder x Fail Safe | \$1,112.00 | | | | | | |
| 691F | Lever x Escutcheon x Cylinder x Fail Secure | | | | | | | |

1. Escutcheon is plated to simulate Stainless Steel.

NOTE: Cylinder reference indicates function only, all trims are **less cylinder**.
See Page 126 for cylinders if required.

NOTE: Heavy-duty 600F Trim required for 7160 CVR Series escutcheon applications. 540F Rose Trim available.

When Ordering: Specify design and finish.



DISTRIBUTOR LIST PRICES

7130 SERIES MORTISE EXIT DEVICES

| MODEL # | PRODUCT DESCRIPTION | 605 606 609 611 612 613E 616 619 620 629 630 693 BSP WSP |
|-----------------|-----------------------------|---|
| MORTISE: | | |
| 7130 | Panic Rated | \$2,040.00 |
| 7130-2 | Panic Rated Double Cylinder | \$2,250.00 |
| 7130F | Fire Rated | \$2,203.00 |
| 7130F-2 | Fire Rated Double Cylinder | \$2,413.00 |

When Ordering: Specify weight, height, hand and finish.



DISTRIBUTOR LIST PRICES

HEAVY-DUTY ESCUTCHEON TRIMS

FOR 7130 SERIES MORTISE EXIT DEVICES (ALL TRIMS PRICED LESS CYLINDER)

| MODEL # | PRODUCT DESCRIPTION | 605 606 609 611 ² 612 613E 616 619 620 626 ¹ 629 ¹ 630 ¹ 693 BSP WSP | | | | | | | |
|---------|---|---|--|----------|--|--|--|--|--|
| | | 620F | Blank Escutcheon – Exit Only-Lever/Knob Prep | \$315.00 | | | | | |
| 634F | Pull x Escutcheon – Dummy | \$315.00 | | | | | | | |
| 656F | Lever x Escutcheon x Cylinder – Nightlatch AR-AU-CR-JN-MO-PB-PN-VI-HA* | \$526.00 | | | | | | | |
| 658F | Lever x Escutcheon – Dummy Trim AR-AU-CR-JN-MO-PB-PN-VI-HA* | | | | | | | | |
| 661F | Escutcheon x Cylinder – Nightlatch | \$226.00 | | | | | | | |
| 662F | Pull x Escutcheon x Cylinder – Nightlatch | \$315.00 | | | | | | | |
| 673F | Pull x T.P. x Escutcheon x Cylinder – Classroom/Storeroom x TT | \$439.00 | | | | | | | |
| 675F | Pull x T.P. x Escutcheon – Passage x T-Piece | | | | | | | | |

*See the Variations page for HA price add.

WITH REFLECTIONS® SERIES LEVER DESIGNS:

| MODEL # | PRODUCT DESCRIPTION | 605 606 611 612 613E 619 626 ¹ 629 ¹ 630 ¹ BSP WSP | | | | | |
|---------|----------------------------|--|--|----------|--|--|--|
| | | 656F | Lever x Escutcheon x Cylinder – Nightlatch | \$526.00 | | | |
| 658F | Lever x Escutcheon – Dummy | | | | | | |

1. Escutcheon is plated to simulate Stainless Steel. See the Variations page for details.
2. 611 finish is not available on 630, 660 and 670 Series Trims.

HEAVY-DUTY OFFSET PULL TRIM

FOR 7130 SERIES MORTISE EXIT DEVICES (ALL TRIMS PRICED LESS CYLINDER)

| MODEL # | PRODUCT DESCRIPTION | 605 606 609 611 612 613E 616 619 620 626 ¹ 629 ¹ 630 ¹ 693 BSP WSP | | | | | | | |
|---------|---------------------|--|---|----------|--|--|--|--|--|
| | | 684F | Offset Pull x Escutcheon x Cylinder (7-1/4") – Nightlatch | \$535.00 | | | | | |

1. Escutcheon is plated to simulate Stainless Steel.

NOTE: Cylinder reference indicates function only, all trims are **less cylinder**.
Cylinder rings/collars not furnished with trim if ordered less cylinder.

See Page 127 for cylinders are required.

When Ordering: Specify design and finish.



DISTRIBUTOR LIST PRICES

7200 SERIES NARROW STILE EXIT DEVICES

| MODEL # | PRODUCT DESCRIPTION | 605 | 606 | 609 | 611 | 612 | 613E | 616 |
|----------------------------|---------------------|-----|-----|-----|-----|-----|------|------------|
| | | 619 | 620 | 629 | 630 | 693 | BSP | WSP |
| PANIC EXIT DEVICES: | | | | | | | | |
| 7200 | Rim Panic Rated | | | | | | | \$1,973.00 |
| 7250 | SquareBolt® Panic | | | | | | | \$2,041.00 |
| 7210 | SVR Panic Rated | | | | | | | \$2,417.00 |
| 7220 | CVR Panic Rated | | | | | | | \$2,529.00 |

7200M SERIES NARROW DESIGN EXIT DEVICES

| MODEL # | PRODUCT DESCRIPTION | 605 | 606 | 609 | 611 | 612 | 613E | 616 |
|--------------------------------|--|-----|-----|-----|-----|-----|------|------------|
| | | 619 | 620 | 629 | 630 | 693 | BSP | WSP |
| RIM: | | | | | | | | |
| 7200M | Panic Rated | | | | | | | \$1,973.00 |
| 7200MF | Fire Rated | | | | | | | \$2,136.00 |
| SQUAREBOLT®: | | | | | | | | |
| 7250M | Panic Rated | | | | | | | \$2,041.00 |
| 7250MWS | Panic Rated Windstorm Certified Hurricane | | | | | | | \$2,153.00 |
| 7250MF | Fire Rated | | | | | | | \$2,204.00 |
| 7250MFWS | Fire Rated Windstorm Certified Hurricane | | | | | | | \$2,316.00 |
| SURFACE VERTICAL ROD: | | | | | | | | |
| 7210M | Panic Rated | | | | | | | \$2,417.00 |
| 7210MF | Fire Rated | | | | | | | \$2,580.00 |
| CONCEALED VERTICAL ROD: | | | | | | | | |
| 7220M | Panic Rated | | | | | | | \$2,529.00 |
| 7220MF | Fire Rated | | | | | | | \$2,692.00 |

TRIM

FOR 7200 SERIES RIM, SQUAREBOLT®, SVR, CVR EXITS (ALL TRIMS PRICED LESS CYLINDER)

| MODEL # | PRODUCT DESCRIPTION | All Finishes |
|---------|---------------------|--------------|
| *121NL | Nightlatch Trim | \$59.00 |

Not recommended for VR exit devices. See page 127 for cylinder options.

When Ordering: Specify width, hand and finish.
Specify height for vertical rods.



DISTRIBUTOR LIST PRICES

STANDARD DUTY OFFSET PULL TRIMS

FOR 7200 SERIES RIM, SQUAREBOLT® , SVR, CVR EXITS
(ALL TRIMS PRICED LESS CYLINDER)

| MODEL # | PRODUCT DESCRIPTION | 605 | 606 | 609 | 611 | 612 | 613E | 616 |
|---------|--|----------|-----|-----|-----|-----|------|---------|
| | | 619 | 620 | 626 | 629 | 630 | 693 | BSP WSP |
| 480F | Offset Pull x Escutcheon (7-1/4") – Dummy | \$443.00 | | | | | | |
| 481F | Offset Pull x Escutcheon x Cyl (7-1/4") – Nightlatch | | | | | | | |
| 482F | Offset Pull x Escutcheon (9", 15" & 18") – Dummy | | | | | | | |
| 483F | Offset Pull x Esc x Cyl (9", 15" & 18") – Nightlatch | | | | | | | |

NARROW ESCUTCHEON TRIMS

FOR 7200 SERIES RIM, SQUAREBOLT® , SVR, CVR EXITS
(ALL TRIMS PRICED LESS CYLINDER)

| MODEL # | PRODUCT DESCRIPTION | 605 | 606 | 609 | 611 | 612 | 613E | 616 |
|---------|---|----------|-----|-----|-----|-----|------|---------|
| | | 619 | 620 | 626 | 629 | 630 | 693 | BSP WSP |
| 500F | Blank Escutcheon – Exit Only | \$231.00 | | | | | | |
| 501F | Escutcheon x Cylinder – Nightlatch | | | | | | | |
| 502F | Knob x Escutcheon x Cylinder – Classroom/Storeroom CO | \$412.00 | | | | | | |
| 503F | Thumbturn x Escutcheon x Cylinder – Classroom/Storeroom x TT | | | | | | | |
| 504F | Knob x Escutcheon – Passage CO | \$412.00 | | | | | | |
| 505F | Knob x Escutcheon – Dummy CO | | | | | | | |
| 506F | Lever x Escutcheon x Cylinder – Classroom/Storeroom AR-AU-CR-JN-MO-PB-PN-VI-HA* | \$595.00 | | | | | | |
| 507F | Thumbturn x Escutcheon – Passage x TT | | | | | | | |
| 508F | Lever x Escutcheon – Passage/Dummy AR-AU-CR-JN-MO-PB-PN-VI-HA* | \$595.00 | | | | | | |
| 509F | Lever x Escutcheon – Dummy AR-AU-CR-JN-MO-PB-PN-VI-HA* | | | | | | | |
| 512F | Pull x Escutcheon x Cylinder – Nightlatch | \$265.00 | | | | | | |
| 513F | Pull x Escutcheon x Thumbturn x Cylinder – Classroom/Storeroom x TT | | | | | | | |
| 514F | Pull x Escutcheon – Nightlatch – Dummy Trim | \$265.00 | | | | | | |
| 517F | Pull x Escutcheon x Thumbturn – Classroom/Storeroom x TT – Passage | | | | | | | |
| 518F | Pull x Escutcheon x Thumbpiece x Cylinder – Classroom/Storeroom x T-Piece | \$523.00 | | | | | | |
| 519F | Pull x Escutcheon x Thumbpiece – Passage x T-Piece | | | | | | | |

*See the Variations page for HA price add.

WITH REFLECTIONS® SERIES LEVER DESIGNS:

| MODEL # | PRODUCT DESCRIPTION | 605 | 606 | 611 | 612 | |
|---------|---|----------|-----|-----|------|------|
| | | 613E | 619 | 626 | 629' | 630' |
| 506F | Lever x Escutcheon x Cylinder – Classroom/Storeroom | \$595.00 | | | | |
| 508F | Lever x Escutcheon – Passage/Dummy | | | | | |
| 509F | Lever x Escutcheon – Dummy | | | | | |

NOTE: Cylinder reference indicates function only, all trims are **less cylinder**.
Cylinder rings/collars not furnished with trims ordered less cylinders.
See Page 127 for cylinders if required.

When Ordering: Specify design and finish.



DISTRIBUTOR LIST PRICES

7000 SERIES ELECTRIFIED EXIT DEVICES

ELECTRIFIED OPTIONS CHART:

| MODEL # | EXIT DEVICE DESCRIPTION | A | B | D | G | H | O | P | S | SAFE | SECURE |
|-------------|---------------------------------------|---|---|---|---|---|---|---|---|------|--------|
| 7100(F) | Rim Exit Device (Wide) | x | x | x | x | x | x | x | x | | |
| 7110(F) | Surface Vertical Rod (Wide) | x | x | x | x | | x | x | x | | |
| 7120(F) | Concealed Vertical Rod (Wide) | x | x | x | x | | x | x | x | | |
| 7130(F) | Mortise Exit Device (Wide) | x | x | x | x | | x | x | x | x | x |
| 7150(F) | Rim SquareBolt® Device (Wide) | x | x | x | x | x | x | x | x | | |
| 7150(F)WS | Rim SquareBolt® Windstorm (Wide) | x | x | | | | x | x | x | | |
| 7160(F90) | Concealed Vertical Rod (Wide) | x | x | x | x | | x | x | x | | |
| 7170(F90) | Surface Vertical Rod (Wide) | x | x | x | x | | x | x | x | | |
| 7170(F90)WS | Surface Vertical Rod Windstorm (Wide) | x | x | | | | x | x | x | | |
| 7200(M)(F) | Rim Exit Device (Narrow) | x | x | x | x | | | x | x | | |
| 7210(M)(F) | Surface Vertical Rod (Narrow) | x | x | x | x | | | x | x | | |
| 7220(M)(F) | Concealed Vertical Rod (Narrow) | x | x | x | x | | | x | x | | |
| 7250(M)(F) | Rim SquareBolt® Device (Narrow) | x | x | x | x | | | x | x | | |

ELECTRIFIED OPTIONS:

| OPTION | DESCRIPTION | LIST PRICE ADD |
|--------|--|----------------|
| A | Alarm Kit (less cylinder) | \$728.00 |
| B | Touchbar Monitoring or Signaling | \$229.00 |
| D | Delayed Egress | \$1,724.00 |
| G | Electric Dogging | \$468.00 |
| H* | Security Package (DPS) | \$513.00 |
| O | Trim Monitoring or Signaling | \$229.00 |
| P | Latch Retraction | \$941.00 |
| S | Latchbolt Status Monitoring or Signaling | \$244.00 |
| SAFE | Mortise Device Lock with Outside Trim Control (Fail Unlock) – Lever Trims Only | \$764.00 |
| SECURE | Mortise Device Lock with Outside Trim Control (Fail Lock) – Lever Trims Only | |

*Only available for rim and SquareBolt® devices when used with Delayed Egress option.

NOTE: Latchbolt status monitor required for 7110, 7170 and 7210 series surface vertical rod exit devices with alarms.

Example: 7110AS x Door Width x Door Height x RHR x 630

ALARM KITS:

| MODEL # | PRODUCT DESCRIPTION | LIST PRICE |
|---------|---------------------------|------------|
| 7116-36 | Alarm Kit (Less cylinder) | \$728.00 |
| 7116-48 | Alarm Kit (Less cylinder) | |
| 7216-36 | Alarm Kit (Less cylinder) | |

NOTE: The 7116 alarm kit cannot be retrofitted in the field to the 7110(F), 7170(F), 7210 or 7210M(F) surface vertical rod exit devices. This option is available as a factory order only.

When Ordering: Specify design and finish.



7000 SERIES DELAYED EGRESS EXIT DEVICES

| SUFFIX | PRODUCT DESCRIPTION | LIST PRICE OPTION ADDS |
|---|--|---------------------------|
| NFPA 30 | 30-Second Delay Board "NFPA" | N/C |
| BOCA 15 | 15-Second Delay Board "BOCA" | |
| BOCA 30 | 30-Second Delay Board "BOCA" | |
| OPTIONS AVAILABLE WITH RIM, SQUAREBOLT® EXITS: | | |
| D | Delayed Exit Only or with Outside Trim Entry | \$1,724.00 |
| D x S | Delayed Exit Only or Outside Trim Entry with Bolt Monitor | \$1,968.00 |
| D x H | Delayed Exit Only with Security Package | \$2,237.00 |
| D x H x S | Delayed Exit Only with Security Package and Bolt Monitor | \$2,481.00 |
| D x H x O | Delayed Exit with Outside Trim Entry with Security Package | \$2,466.00 |
| D x H x O x S | Delayed Exit with Outside Trim Entry with Security Package and Bolt Monitor | \$2,710.00 |
| OPTIONS AVAILABLE WITH CONCEALED VERTICAL ROD EXITS: | | |
| D | Delayed Exit Only or Outside Trim Entry | \$1,724.00 |
| D x S | Delayed Exit Only or Outside Trim Entry with Vertical Rod Monitor | \$1,968.00 |
| D x O | Delayed Exit with Outside Trim Entry with DPS by others | \$1,953.00 |
| D x S x O | Delayed Exit with Outside Trim Entry with Vertical Rod Monitor and DPS by others | \$2,197.00 |
| OPTIONS AVAILABLE WITH MORTISE EXITS: | | |
| D | Delayed Exit Only or Outside Trim Entry | \$1,724.00 |
| D x O | Delayed Exit with Outside Trim Entry with DPS by others | \$1,953.00 |
| D x SAFE | Delayed Exit with Electric Trim Control Fail Safe | \$2,488.00 |
| D x SECURE | Delayed Exit with Electric Trim Control Fail Secure | |

NOTES: Suffix options required to product model number.
See page 210 for power supplies and electrified accessories.

When Ordering: Specify finish.
Specify cylinder ring/collar size where required.



DISTRIBUTOR LIST PRICES

CYLINDERS

| MODEL # | PRODUCT DESCRIPTION | *ALL FINISHES |
|---|--|---------------|
| RIM CYLINDERS FOR 480F, 500F, 510F, 620F, 630F, 680F, 690F SERIES AND 121NL NIGHTLATCH TRIM: | | |
| 1109 | Standard Cylinder 6-Pin | \$73.00 |
| 1109 | Standard Cylinder 7-Pin | \$75.00 |
| 1709 | CMK Cylinder 6-Pin | \$89.00 |
| 1709 | CMK Cylinder 7-Pin | \$91.00 |
| 1193 | Large Format Interchangeable Core Cylinder 6-Pin | \$133.00 |
| 1193 | Large Format Interchangeable Core Cylinder 7-Pin | \$135.00 |
| 5109 | Security Cylinder 6-Pin | \$291.00 |
| 5109 | Security Cylinder 7-Pin | \$295.00 |
| U5109 | High Security Cylinder 6-Pin | \$391.00 |
| U5109 | High Security Cylinder 7-Pin | \$395.00 |
| 5193 | Security Large Format Interchangeable Core Cylinder 6-Pin | \$362.00 |
| 5193 | Security Large Format Interchangeable Core Cylinder 7-Pin | \$366.00 |
| K300 | Yale® KeyMark® Cylinder 6- or 7-Pin | \$94.00 |
| K840 | Yale KeyMark Large Format Interchangeable Core Cylinder 6-Pin or 7-Pin | \$159.00 |
| K640 | Yale KeyMark Small Format Interchangeable Core Cylinder 6- or 7-Pin | \$156.00 |
| A640 | Best® Keyway Small Format Interchangeable Core Cylinder 6- or 7-Pin | \$125.00 |
| 2109 | Schlage® "C" Keyway Cylinder 6-Pin - 0-bitted or Keyed Random | \$73.00 |
| MORTISE CYLINDERS FOR 650F, 660F, 670F, 680F SERIES TRIM & CYLINDER DOGGING: | | |
| 2153 | Standard Cylinder 6-Pin | \$73.00 |
| 2153 | Standard Cylinder 7-Pin | \$75.00 |
| 2196 | Large Format Interchangeable Core Cylinder 6-Pin | \$133.00 |
| 2197 | Large Format Interchangeable Core Cylinder 7-Pin | \$135.00 |
| 5153 | Security Cylinder 6-Pin | \$291.00 |
| 5153 | Security Cylinder 7-Pin | \$295.00 |
| U5153 | High Security Cylinder 6-Pin | \$391.00 |
| U5153 | High Security Cylinder 7-Pin | \$395.00 |
| 5196 | Security Large Format Interchangeable Core Cylinder 6-Pin | \$362.00 |
| 5197 | Security Large Format Interchangeable Core Cylinder 7-Pin | \$366.00 |
| K100 | Yale® KeyMark® Cylinder 6- or 7-Pin | \$86.00 |
| K820 | Yale KeyMark Large Format Interchangeable Core Cylinder 6-Pin or 7-Pin | \$159.00 |
| K620 | Yale KeyMark Small Format Interchangeable Core Cylinder 6-Pin or 7-Pin | \$156.00 |
| A620 | Best® Keyway Small Format Interchangeable Core Cylinder 6- or 7-Pin | \$125.00 |

NOTE: Cylinder rings/collars furnished at no charge when ordered with cylinder. Specify ring/collar size when ordering.

*Rim cylinders not available in 629 or 630 finishes.

When Ordering: Specify finish.
Specify cylinder ring/collar size where required.



DISTRIBUTOR LIST PRICES

CYLINDERS

| MODEL # | PRODUCT DESCRIPTION | ADD TO TRIM | ORDERED SEPARATELY |
|--|---|-------------|--------------------|
| COMPONENT CYLINDERS FOR 540F SERIES TRIM: | | | |
| 1802 | Standard Cylinder 6-Pin | STD | \$64.00 |
| 1802A | Standard Cylinder 7-Pin | \$2.00 | \$66.00 |
| 5802 | Security Cylinder 6-Pin | \$192.00 | \$256.00 |
| 5802A | Security Cylinder 7-Pin | \$196.00 | \$260.00 |
| 1210 | Large Format Interchangeable Core Only 6-Pin | \$60.00 | \$60.00 |
| 1220 | Large Format Interchangeable Core Only 7-Pin | \$62.00 | \$62.00 |
| 5210 | Security Large Format Interchangeable Core Only 6-Pin | \$235.00 | \$235.00 |
| 5220 | Security Large Format Interchangeable Core Only 7-Pin | \$239.00 | \$239.00 |
| K402 | Yale® KeyMark® Cylinder | \$81.00 | \$81.00 |
| K800 | Yale® KeyMark® Large Format Interchangeable Core Only 6-or 7-Pin | \$86.00 | \$86.00 |
| K600 | Yale® KeyMark® Small Format Interchangeable Core Only 6-or 7-Pin | \$83.00 | \$83.00 |
| A600 | Best® Keyway Small Format Interchangeable Core Only 6-or 7-Pin | \$52.00 | \$52.00 |
| 2802 | Schlage® "C" Keyway Cylinder 6-Pin - 0-bitted or Keyed Random | \$0.00 | \$64.00 |
| 3804 | Other Manuf. Keyway Cylinder 6-Pin - Keyed Random, Specify Keyway | \$16.00 | \$80.00 |

Yale® KeyMark® and Security products are priced separately. The cylinders are not discounted the same as the trim.

MISCELLANEOUS

| MODEL # | PRODUCT DESCRIPTION | LIST PRICE |
|--------------------------|--|------------|
| LONG SPINDLE KIT: | | |
| 81-9500-1665-000 | 2" – 2-1/2" door thickness for 620F and 630F series trim | \$38.00 |
| 81-9500-1635-000 | 2-1/2" – 3-1/2" door thickness for 620F and 630F series trim | \$81.00 |
| 81-9500-1636-000 | 3-1/2" – 4-1/2" door thickness for 620F and 630F series trim | |

When Ordering: Specify finish.
Specify cylinder ring/collar size where required.



DISTRIBUTOR LIST PRICES

MISCELLANEOUS

| MODEL # | PRODUCT DESCRIPTION | ALL FINISHES |
|------------------------------|--------------------------------------|--------------|
| CYLINDER DOGGING KIT: | | |
| 715-48 | Cylinder Dogging Kit (less cylinder) | \$173.00 |

| MODEL # | PRODUCT DESCRIPTION | 605 606 609 611 612 613E 616 619 620 629 630 693 BSP WSP |
|------------------------|---------------------|---|
| DUMMY PUSH BAR: | | |
| 720 DB | Dummy Push Bar | \$682.00 |

| MODEL # | PRODUCT DESCRIPTION | ORDERED W/ DEVICE ADD | ORDERED SEPARATELY |
|--|--|--------------------------|-----------------------|
| TOUCH PAD COVERS: (INDICATE LENGTH, 36" OR 48") | | | |
| 730 BN | Black Nylon Finish | \$72.00 | \$140.00 |
| 730 SS | Stainless Steel | N/C | \$125.00 |
| 730 (FIN) | Specify Finish | — | \$142.00 |
| 730 LUM | Lumi-Lite® Photoluminescence Powder Coat (Indicate "LUM" option with device) | \$421.00 | \$519.00 |

| MODEL # | PRODUCT DESCRIPTION | ORDERED W/ DEVICE ADD | ORDERED SEPARATELY |
|-------------------------|---|--------------------------|-----------------------|
| STRIKES (BLACK): | | | |
| 702 | Floor Strike (optional) | — | \$36.00 |
| 712 | Strike for Overlapping Astragal (optional for 7130) | — | |
| 718 | Open Back Strike (optional) | \$117.00 | \$153.00 |
| 726 | Strike and Angle Bracket | — | \$70.00 |
| 757F | Rim Strike 7100(F), 7200M(F) | — | \$64.00 |
| 757FWS | Rim Strike for Windstorm Devices 7150(F)WS, 7250M(F)WS Hurricane | — | \$92.00 |
| 759 | Rim Strike, 7200 | — | \$47.00 |
| 761 | Top Strike Recessed 7160(F) | — | \$70.00 |
| 790 | Floor Strike | — | \$36.00 |
| 791 | Top Strike | — | \$70.00 |
| 793 | Rim Strike (optional) | — | \$59.00 |
| 794 | Bottom Flush Strike (optional) | — | \$36.00 |
| 797 | Top Strike Bracket (SVR optional) | — | \$6.00 |
| 798 | Mortise Strike | — | \$36.00 |
| 202 | Strike Box (not finished, optional) | \$2.00 | \$2.00 |

When Ordering: Specify finish.



DISTRIBUTOR LIST PRICES

MISCELLANEOUS

| MODEL # | PRODUCT DESCRIPTION | ALL FINISHES |
|-------------------------------|---|--------------|
| END CAP KITS AND MISC: | | |
| ECK1 | Flush End Cap Kit (81-9500-0620-FIN) No charge when ordered with device. | \$83.00 |
| ECK3 | Reinforced End Cap Kit (specify finish). When Ordered with Device or When Ordered Separately. | \$60.00 |
| ECK7 | Standard End Cap Kit No charge when ordered with device. | \$72.00 |
| 60-7000-0815 | Schlage® cam and housing assembly | \$27.00 |
| 1145VD | Tailpiece for 1109 cylinders to operate Von Duprin® | \$4.30 |

| MODEL # | PRODUCT DESCRIPTION | ALL FINISHES |
|-----------------------|--|--------------|
| MORTISE LOCKS: | | |
| 35LF | Mortise Lock Storeroom - Lever Trim | \$608.00 |
| 35KF | Mortise Lock Storeroom - Knob Trim | |
| 35TF | Mortise Lock Storeroom - Thumbpiece Trim | |
| 38LF | Mortise Lock Classroom - Lever Trim | |
| 38KF | Mortise Lock Classroom - Knob Trim | |
| 38TF | Mortise Lock Classroom - Thumbpiece Trim | |

| PRODUCT # | PRODUCT DESCRIPTION | ALL FINISHES |
|--|---------------------|--------------|
| EXTENSIONS FOR 7000 SERIES VERTICAL RODS: | | |
| 7010-2 | 2" Extension | \$73.00 |
| 7010-6 | 6" Extension | \$87.00 |
| 7010-12 | 12" Extension | \$101.00 |
| 7010-24 | 24" Extension | \$122.00 |
| DOGGING KEY: (size 5/16" - no finish) | | \$2.00 |
| DRILL JIG: (throw away - no finish) | | |

| PRODUCT # | PRODUCT DESCRIPTION | BLACK |
|--|--|----------|
| SHIM KITS TO CLEAR GLASS MOLDING: | | |
| 723 | 7100 Series Rim, Mortise & CVR | \$108.00 |
| 723NS | 7200 Series Rim & CVR | |
| 724 | 7110, 7170 Series SVR | \$146.00 |
| 724NS | 7210 Series SVR | |
| 723WS | 7150(F)WS Windstorm Hurricane | \$159.00 |
| 723NSWS | 7250M(F)WS Windstorm Hurricane | |
| 724WS | 7170(F)WS Windstorm Hurricane | |
| ANTI-PRY: | | |
| 725 | 7100 Rim and 7150 SquareBolt® Anti-pry Bracket | \$55.00 |

| PART # | PRODUCT DESCRIPTION | LIST PRICE |
|------------------|--|------------|
| 60-7000-9100-999 | Plastic Installation Template used for installation of all 7100 and 7200 Devices | \$3.40 |

When Ordering: Specify finish where required.



DISTRIBUTOR LIST PRICES

REMOVABLE MULLIONS

| MODEL # | PRODUCT DESCRIPTION | 600 | 628 695 |
|----------------------------------|--|------------|---------|
| REMOVABLE MULLIONS: | | | |
| M200 | Steel Mullion - Panic Rated x 7' | \$647.00 | — |
| M200 | Steel Mullion - Panic Rated x 8' | \$664.00 | |
| M200 | Steel Mullion - Panic Rated x 10' | \$808.00 | |
| M200F | Steel Mullion – 3 Hour Fire Rated x 7' | \$900.00 | |
| M200F | Steel Mullion – 3 Hour Fire Rated x 8' | \$915.00 | |
| M200FWS | Steel Mullion – 3 Hour Fire Rated, Windstorm Certified x 7'* | \$1,237.00 | |
| M200FWS | Steel Mullion – 3 Hour Fire Rated, Windstorm Certified x 8'* | \$1,254.00 | |
| M300 | Aluminum Mullion | — | |
| KEYED REMOVABLE MULLIONS: | | | |
| KRM200 | Steel Mullion - Panic Rated x 7' | \$1,076.00 | — |
| KRM200 | Steel Mullion - Panic Rated x 8' | \$1,089.00 | |
| KRM200 | Steel Mullion – Panic Rated x 10' | \$1,231.00 | |
| KRM200F | Steel Mullion – 1-1/2 Hour Fire Rated x 7' | \$1,300.00 | |
| KRM200F | Steel Mullion – 1-1/2 Hour Fire Rated x 8' | \$1,317.00 | |
| KRM200FWS | Steel Mullion – 3 Hour Fire Rated, Windstorm Certified x 7' | \$1,614.00 | |
| KRM200FWS | Steel Mullion – 3 Hour Fire Rated, Windstorm Certified x 8' | \$1,628.00 | |

*For use with UL Listed door assemblies that comply to FEMA 361 and ICC 500.

NOTE: Cylinders ordered separately, not included with KRM mullions

| MODEL | PRODUCT DESCRIPTION | CYLINDER LENGTH | COLLAR SIZE | | ALL FINISHES |
|---|---|-----------------|---------------------------|----------|--------------|
| | | | STD. MULLION / WS MULLION | | |
| MORTISE CYLINDERS FOR KRM SERIES: (CYLINDERS ARE NOT INCLUDED WITH MULLIONS, MUST BE ORDERED SEPARATELY) | | | | | |
| 2153 | Standard Cylinder 6-Pin | 1-1/8" | 1765.312 | 1765.156 | \$73.00 |
| 2153 | Standard Cylinder 7-Pin | 1-1/4" | 1765.500 | 1765.250 | \$75.00 |
| 2196 | Large Format Interchangeable Core Cylinder 6-Pin | 1-1/2" | 1765.750 | 1765.500 | \$133.00 |
| 2197 | Large Format Interchangeable Core Cylinder 7-Pin | 1-11/16" | 1765.844 | 1765.719 | \$135.00 |
| 5153 | Security Cylinder 6-Pin | 1-1/8" | 1765.312 | 1765.156 | \$291.00 |
| 5153 | Security Cylinder 7-Pin | 1-1/4" | 1765.500 | 1765.250 | \$295.00 |
| 5196 | Security Large Format Interchangeable Core Cylinder 6-Pin | 1-1/2" | 1765.750 | 1765.500 | \$362.00 |
| 5197 | Security Large Format Interchangeable Core Cylinder 7-Pin | 1-11/16" | 1765.844 | 1765.719 | \$366.00 |
| K100 | Yale® KeyMark® Cylinder 6- or 7-Pin | 1-1/8" | 1765.312 | 1765.156 | \$86.00 |
| K100 | Yale® KeyMark® Cylinder 6- or 7-Pin | 1-1/4" | 1765.500 | 1765.250 | |
| K100 | Yale® KeyMark® Cylinder 6- or 7-Pin | 1-1/2" | 1765.750 | 1765.500 | \$184.00 |
| K820 | Yale® KeyMark® Large Format Interchangeable Core Cylinder 6-Pin | 1-1/2" | 1765.750 | 1765.500 | \$159.00 |
| K820 | Yale® KeyMark® Large Format Interchangeable Core Cylinder 7-Pin | 1-11/16" | 1765.844 | 1765.719 | |
| K620 | Yale® KeyMark® Small Format Interchangeable Core Cylinder 6-Pin | 1-1/4" | 1765.500 | 1765.250 | \$156.00 |
| K620 | Yale® KeyMark® Small Format Interchangeable Core Cylinder 6- or 7-Pin | 1-3-8" | 1765.563 | 1765.500 | |
| A620 | Best® Keyway Small Format Interchangeable Core Cylinder 6-Pin | 1-1/4" | 1765.500 | 1765.250 | \$125.00 |
| A620 | Best® Keyway Small Format Interchangeable Core Cylinder 6- or 7-Pin | 1-3-8" | 1765.563 | 1765.500 | |
| 2553* | Schlage® "C" Keyway Cylinder 6-Pin - 0-bitted or Keyed Random | 1-1/8" | 1765.312 | 1765.156 | \$73.00 |

NOTE: Cylinder collars are furnished at no charge when ordered with cylinder. Specify collar size when ordering.

*2553 only available in 606, 612, 613 and 626 finishes.

**PARTS AND ACCESSORIES**

| MODEL/PART # | PRODUCT DESCRIPTION | LIST PRICE |
|--------------|---|------------|
| M102S | Mullion Stabilizer Kit (for M300) | \$86.00 |
| M203 | Door Frame Spacer Block | \$48.00 |
| M204 | Door Frame Angle Bracket | |
| 60-7000-0750 | Locking Mechanism for KRM200(F) | \$463.00 |
| 60-7000-0752 | Locking Mechanism for KRM200FWS | \$485.00 |
| 60-7000-0755 | Top Retainer Pack for KRM200(F) | \$202.00 |
| 60-7000-0757 | Top Retainer Pack for KRM200FWS | \$214.00 |
| 60-7000-0758 | Top Retainer Pack for M200FWS x 7' or 8' | |
| 60-7000-0759 | Top Retainer Pack for M200(F) x 7' or 8' | \$202.00 |
| 60-7000-0760 | Bottom Retainer Pack for KRM200(F) | \$136.00 |
| 60-7000-0761 | Bottom Retainer Pack for KRM200FWS | \$214.00 |
| 60-7000-0762 | Bottom Retainer Pack for M200FWS x 7' or 8' | |
| 60-7000-0763 | Bottom Retainer Pack for M200(F) x 7' or 8' | \$136.00 |



DISTRIBUTOR LIST PRICES

6000 SERIES EXIT DEVICES

VARIATIONS: Exit Devices and Trims are priced separately. In order to determine the full list price of a 6000 Series Exit Device with trim, it is necessary to add the list price of the device model number and the list price of the trim model number.

STANDARD FINISHES: Exit devices will have an anodized aluminum rail assembly in a complimentary finish. Touchpad scalp and exit device head cover are available in the following finishes.

| ANSI/BHMA CODE | FINISH DESCRIPTION |
|----------------|---|
| BRASS: | |
| 605 | Bright Brass, Clear Coated |
| 606 | Satin Brass, Clear Coated |
| BRONZE: | |
| 613E | Dark Oxidized Satin Bronze - equivalent |

| ANSI/BHMA CODE | FINISH DESCRIPTION |
|-------------------------|-------------------------|
| STAINLESS STEEL: | |
| 629 | Bright Stainless Steel |
| 630 | Satin Stainless Steel |
| PAINTED: | |
| BSP | Black Suede Powder Coat |
| WSP | White Suede Powder Coat |

CYLINDERS: Standard 6-Pin cylinders included with 540F Series Rose Trim only. All other keyed trim priced less cylinder, the list price of the cylinder must be added if cylinders are required. Specify cylinder and cylinder collar with collar size.

| PRODUCT OPTIONS | ADD |
|--|----------|
| DESIGNER LEVER: (HA) | \$242.00 |
| DUST GUARD: Prefix "D" to model number (refer to Cylinders/Keys catalog for available cylinders) | \$49.00 |
| DOOR WIDTH: | |
| 30"-36" Door Width (Suffix -36) | STD |
| 36"-48" Door Width (Suffix -48) | \$50.00 |
| Door thickness: Doors over 2-1/4" | \$43.00 |
| SLEEVE NUTS: Factory orders only for exact quantity | |
| SN-104 (For interlock bracket on fire-rated mullions) | \$4.00 |
| SN-134 (4 Pack) | \$6.20 |
| TORX® SECURITY HEAD SCREWS: Standard size only | |
| Rim Exit Device | \$38.00 |
| UL Rim Exit Device | |
| Surface Vertical Rod Exit Device (SVR) | \$100.00 |
| Concealed Vertical Rod Exit Device (CVR) | \$38.00 |
| Mortise Exit Device | \$70.00 |
| 630F, 660F, 670F Series Trim | \$6.00 |
| 121NL, 350F, 540F, 620F, 650F, 680F, 690F Series Trim | N/A |
| ABRASIVE COATING: On Touchbar Pad | \$77.00 |
| KNURLING: | |
| On Touch Pad, available in all finishes | \$148.00 |
| For outside trim | \$78.00 |
| MICROSHIELD®: Antimicrobial coating. Suffix YMS to model number for each exit device or trim that the coating will be applied. Coating applied to exit device touchpad & cover only. | \$81.00 |
| REFLECTION LEVERS: The following levers are no longer available in 629 and 630 finishes, TT, TU, TV, TW, TX, TY, UW, UX, TZ, TG, TJ, TK, TO, TE, TI and TD. | — |

When Ordering: Specify design, hand and finish.



HOW TO ORDER

| 6 | X | X | X | Suffix | Size | Design | Trim | Finish | Other Info. |
|---|---|---|--|---|---|---|--------------------------|--------------|---|
| | Second Digit: "1" Standard device, 4-1/2" (114mm) or wider door stile. "2" Narrow stile door or narrow escutcheon trim (500F, 510F Series) | Third Digit: "0" Rim Device, Pullman Latch "1" SVR Device up to 8' "2" CVR Device, Metal Doors up to 8' "3" Mortise Device "5" SquareBolt®, Rim Security "6" CVR Device over 8', wood door or LBR "7" SVR Device over 8' or LBR | Fourth Digit: "0" Standard "5" Cylinder Dogging (Not with suffix "F") | Mechanical Feature "F" - Fire Exit Device "LBR" - Less Bottom Rod (Note 2) "K5" - Mortise Device, EO or Entry by Key with/ without Rigid Knob. "K8" - Mortise Device, Entry by Knob "L5" - Mortise Device, Entry by Key with/ without Rigid Lever. (Note 1) "L8" - Mortise Device, Entry by Lever "T5" - Mortise Device with Thumbpiece Trim "T8" - Mortise Device, Active Thumbpiece Trim "2" - Double Cylinder Device (Note 3) "WS" - Windstorm Certified Products (Note 4,5,6) ELECTRICAL FEATURE "A" - Alarm Kit "A-ALR" - Alarm Kit (less cylinder) with red screen printed touchpad "B" - Bar Monitor or Signaling "G" - Electric Dogging "H" - Security Package (DPS) "O" - Outside Trim Monitor or Signaling "P" - Latch Pullback "S" - Bolt Status Monitor or Signaling "Safe" - Mortise Device Trim Control (Lever Only) "Secure" - Mortise Device Trim Control (Lever Only) | Size: DOW = Door Opening Width) "24" - 24" DOW "36" - 30" to 36" DOW "42" - 36"-42" DOW "48" - 42" to 48" DOW Door Height: -7 = 7' standard -8 = 8' (2.44m) -9 = 9' (2.74m) -10 = 10' (3.05m) | Trim Design (Lever or knob only) | Trim Model Number | See Page 133 | Other Information: Door Hand RHR or LHR Door Thickness Over 1-3/4" (45mm) Fastener Options TORX® Security Screws SNB (wood, composite, or unreinforced metal doors) Specialty Cylinders & components |

NOTES:



1. Required for electrical feature, Suffix "-SAFE" or "-SECURE".
2. LBR available on 6160(F90) and 6170(F90) devices only.
3. For double cylinder devices, suffix "-2" after fourth digit.
4. "WS" applies only to 6150(F) and 6170(F) devices.
5. Maximum opening size 8'0" x 8'0".
6. Contact Ceco, Curries® or Fleming for detailed frame/door requirements and limitations.

| MAX. OPENING | DOOR TYPE | FIRE RATING | MODEL NO. | STYLE | STRIKE |
|--|---------------|----------------|-----------|--------|---------|
| SURFACE VERTICAL ROD (2 point latch): | | | | | |
| 4' x 10' | Alum/Metal | None | 6210 | Narrow | Surface |
| 4' x 10' | Metal or Wood | None | 6170 | Wide | Surface |
| 8' x 10' | Metal or Wood | 1-1/2 Hour "B" | 6170F | Wide | Surface |
| CONCEALED VERTICAL ROD (2 point latch): | | | | | |
| 4' x 10' | Metal or Wood | None | 6160 | Wide | Mortise |
| 8' x 10' | Metal or Wood | 1-1/2 Hour "B" | 6160F | Wide | Mortise |
| 4' x 10' | Alum/Metal | None | 6220 | Narrow | Surface |





- NOTE:** Height must be specified when ordering Vertical Rod Exit Devices.
- "-7" Openings up to 7' - Standard on 6170(F), 6210, 6170 SVR.
 - "-8" Openings 7' to 8' - Optional on SVR. Std on 6160(F), 6220, 6160
 - "-9" Openings 8' to 9' - Optional on 6170(F90), 6160(F90) CVR only.
 - "-10" Openings 9' to 10' - Optional on 6170(F90), 6160(F90) CVR only.



MECHANICAL OPTIONS

| OPTION | DESCRIPTION | LIST PRICE ADD |
|----------------------------|--|-------------------------|
| BPL | Bottom Pullman Latch. Suffix BPL to 6210 & 6220 Panic Rated surface vertical rod exits. | \$33.00 |
| LBR | Less Bottom Rod. Suffix LBR to 6160 & 6170 series only. | \$0.00 |
| WS | Windstorm certified. Suffix WS to 6150, 6170 series exits.  Hurricane | Currently not Available |
| YMS | MicroShield® antimicrobial coating. Suffix YMS to model number for each exit device or trim that the coating will be applied. | \$81.00 |
| Cylinder Dogging | Inside cylinder dogging for Panic Rated Exits only. Change fourth digit of model number from "0" to "5". (Less cylinder) | \$95.00 |
| Door Height over 8' to 10' | See catalog | \$106.00 |
| 988Y | Surface Bolt Kit – For approved Windstorm code applications.  Hurricane Bright zinc. | Currently not Available |

6100 SERIES EXIT DEVICES

| MODEL # | PRODUCT DESCRIPTION | 605 606 613E 629 630 BSP WSP |
|--------------------------------|---|------------------------------|
| RIM: | | |
| 6100 | Panic Rated | \$981.00 |
| 6100-2^ | Panic Rated Double Cylinder | \$1,191.00 |
| 6100F | Fire Rated | \$1,144.00 |
| 6100F-2^ | Fire Rated Double Cylinder | \$1,354.00 |
| SQUAREBOLT®: | | |
| 6150 | Panic Rated | \$1,049.00 |
| 6150-2^ | Panic Rated Double Cylinder | \$1,259.00 |
| 6150WS | Panic Rated Windstorm Certified  Hurricane | Currently Not Available |
| 6150F | Fire Rated | \$1,212.00 |
| 6150F-2^ | Fire Rated Double Cylinder | \$1,422.00 |
| 6150FWS | Fire Rated Windstorm Certified  Hurricane | Currently Not Available |
| SURFACE VERTICAL ROD: | | |
| 6170 | Panic Rated | \$1,353.00 |
| 6170WS* | Panic Rated Windstorm Certified  Hurricane | Currently Not Available |
| 6170F | Fire Rated | \$1,516.00 |
| 6170FWS* | Fire-Rated Windstorm Certified  Hurricane | Currently Not Available |
| CONCEALED VERTICAL ROD: | | |
| 6160 | Panic Rated | \$1,423.00 |
| 6160F | Fire Rated | \$1,586.00 |

*Not approved for LBR

^Handed unit, handing must be specified

When Ordering: Specify width, hand and finish.
Specify height for vertical rods.



DISTRIBUTOR LIST PRICES

TRIM

FOR 6100 SERIES RIM, SQUAREBOLT®, SVR, CVR EXITS (ALL TRIMS PRICED LESS CYLINDER)

| MODEL # | PRODUCT DESCRIPTION | All Finishes |
|---------|---------------------|--------------|
| *121NL | Nightlatch Trim | \$59.00 |

Not recommended for VR exit devices. See page 145 for cylinder options.

ROSE TRIMS

FOR 6100 SERIES RIM, SQUAREBOLT®, SVR, CVR EXITS (STANDARD CYLINDERS INCLUDED)

| MODEL # | PRODUCT DESCRIPTION | 605 626 | 606 BSP | 613E WSP |
|---------|---|------------|------------|-------------|
| 541F | AU-MO-PB Key-In-Lever – Nightlatch | | | \$472.00 |
| 546F | AU-MO-PB Key-In-Lever – Classroom | | | |
| 548F | AU-MO-PB Active Lever – Dummy Free Wheeling | | | \$408.00 |
| 549F | AU-MO-PB Rigid Lever – Dummy Rigid | | | |

Heavy-duty 600F Trim required for 6160 CVR Series escutcheon applications. 540F Rose Trim available.

| TRIM OPTION PREFIXES | | | |
|----------------------|--|-----|--------|
| B- | Prefix for SFIC core prep Key-In-Lever Trim Available with AU, MO, and PB levers. | ADD | \$0.00 |
| M- | Prefix for Medeco®/ASSA® IC Core Prep Key-In-Lever Trim Available with AU levers. | | \$0.00 |
| S- | Prefix for Schlage® cylinder prep Key-In-Lever Trim Available with AU, MO, and PB levers. | | \$0.00 |
| SI- | Prefix for Schlage® IC Core Prep Key-In-Lever Trim. Available with AU, MO, and PB levers. | | |

NOTE: See Page 146 for other cylinder options.

When Ordering: Specify design and finish.



DISTRIBUTOR LIST PRICES

HEAVY-DUTY ESCUTCHEON TRIMS

FOR 6100 SERIES RIM, SQUAREBOLT®, SVR, CVR EXITS (ALL TRIMS PRICED LESS CYLINDER)

| MODEL # | PRODUCT DESCRIPTION | 630 |
|---------|--|----------|
| 420F | Blank Escutcheon Plate | \$225.00 |
| 421F | Escutcheon x Cylinder | |
| 426F | Lever x Escutcheon x Cylinder AU-MO-PB | \$302.00 |
| 427F | Lever x Escutcheon x Cylinder AU-MO-PB | |
| 428F | Lever x Escutcheon AU-MO-PB | |
| 429F | Lever x Escutcheon AU-MO-PB | |

NOTE: Cylinder reference indicates function only, all trims are **less cylinder**.
Cylinder rings/collars not furnished with trims ordered less cylinders.
All 420F series and 440F series trims are discounted the same as the 2100 exit.

| MODEL # | PRODUCT DESCRIPTION | 605 629' | 606 630' | 613E BSP | WSP |
|---------|--|-------------|-------------|-------------|----------|
| 626F | Lever x Escutcheon x Cylinder AR-AU-CR-JN-MO-PB-PN-VI-HA* | \$526.00 | | | |
| 627F | Lever x Escutcheon x Cylinder AR-AU-CR-JN-MO-PB-PN-VI-HA* | | | | |
| 628F | Lever x Escutcheon AR-AU-CR-JN-MO-PB-PN-VI-HA* | | | | |
| 629F | Lever x Escutcheon AR-AU-CR-JN-MO-PB-PN-VI-HA* | | | | |
| 632F | Pull x Escutcheon x Cylinder | | | | \$315.00 |
| 633F | Pull x T.P. x Escutcheon x Cylinder | | | | \$439.00 |
| 634F | Pull x Escutcheon | | | | \$315.00 |
| 635F | Pull x T.P. x Escutcheon | | | | \$439.00 |

*See the Variations page for HA price add.

| MODEL # | PRODUCT DESCRIPTION | 626 |
|--|-----------------------|----------|
| ROSE TRIMS: (Standard Cylinders Included) | | |
| 441F | AU-MO-PB Key-In-Lever | \$186.00 |
| 446F | AU-MO-PB Key-In-Lever | |
| 448F | AU-MO-PB Active Lever | \$154.00 |
| 449F | AU-MO-PB Rigid Lever | |

NOTE: All 420F series and 440F series trims are discounted the same as the 2100 exit.

WITH REFLECTIONS® SERIES LEVER DESIGNS:

| MODEL # | PRODUCT DESCRIPTION | 605 629' | 606 630' | 613E BSP | WSP |
|---------|-------------------------------|-------------|-------------|-------------|-----|
| 626F | Lever x Escutcheon x Cylinder | \$526.00 | | | |
| 627F | Lever x Escutcheon x Cylinder | | | | |
| 628F | Lever x Escutcheon | | | | |
| 629F | Lever x Escutcheon | | | | |

1. Escutcheon is plated to simulate Stainless Steel.

NOTE: Cylinder reference indicates function only, all trims are less cylinder. See Page 145 for cylinders if required.
See page 161 for 420F and 440F trim pricing.

When Ordering: Specify design, hand and finish.



DISTRIBUTOR LIST PRICES

HEAVY-DUTY ELECTRIFIED TRIM

FOR 6100 SERIES RIM, SQUAREBOLT®, SVR EXITS (ALL TRIMS PRICED LESS CYLINDER)

| MODEL # | PRODUCT DESCRIPTION | 605 606 613E 629' 630' BSP WSP |
|---------|--|-----------------------------------|
| 690F | Lever x Escutcheon x Cylinder x Fail Safe AR-AU-CR-JN-MO-PB-PN-VI-HA* | \$1,112.00 |
| 691F | Lever x Escutcheon x Cylinder x Fail Secure AR-AU-CR-JN-MO-PB-PN-VI-HA* | |
| SM | SPDT Lock and Unlock Monitor Switch | \$283.00 |
| EX | Trim Gasket for Exterior Applications | \$30.00 |

*See the Variations page for HA price add.

WITH REFLECTIONS® SERIES LEVER DESIGNS:

| MODEL # | PRODUCT DESCRIPTION | 605 606 613E 629' 630' BSP WSP |
|---------|---|--------------------------------|
| 690F | Lever x Escutcheon x Cylinder x Fail Safe | \$1,112.00 |
| 691F | Lever x Escutcheon x Cylinder x Fail Secure | |

1. Escutcheon is plated to simulate Stainless Steel. See the Variations page for details.

NOTE: Cylinder reference indicates function only, all trims are **less cylinder**.
See Page 145 for cylinders if required.

NOTE: Heavy-duty 600F Trim required for 6160 CVR Series escutcheon applications. 540F Rose Trim available.

When Ordering: Specify design and finish.



DISTRIBUTOR LIST PRICES

6130 SERIES MORTISE EXIT DEVICES

| MODEL # | PRODUCT DESCRIPTION | 605 606 613E 629 630 BSP WSP |
|-----------------|-----------------------------|------------------------------|
| MORTISE: | | |
| 6130 | Panic Rated | \$1,307.00 |
| 6130-2 | Panic Rated Double Cylinder | \$1,517.00 |
| 6130F | Fire Rated | \$1,470.00 |
| 6130F-2 | Fire Rated Double Cylinder | \$1,680.00 |

When Ordering: Specify weight, height, hand and finish.



DISTRIBUTOR LIST PRICES

HEAVY-DUTY ESCUTCHEON TRIMS

FOR 6130 SERIES MORTISE EXIT DEVICES (ALL TRIMS PRICED LESS CYLINDER)

| MODEL # | PRODUCT DESCRIPTION | 605 606 613E 629' 630' BSP WSP |
|---------|---|--------------------------------|
| 634F | Pull x Escutcheon – Dummy | \$315.00 |
| 651F | Escutcheon x Cylinder – Nightlatch | |
| 656F | Lever x Escutcheon x Cylinder – Nightlatch AR-AU-CR-JN-MO-PB-PN-VI-HA* | \$526.00 |
| 658F | Lever x Escutcheon – Dummy AR-AU-CR-JN-MO-PB-PN-VI-HA* | |
| 662F | Pull x Escutcheon x Cylinder – Nightlatch | \$315.00 |
| 673F | Pull x T.P. x Escutcheon x Cylinder – Classroom/Storeroom | \$439.00 |
| 675F | Pull x T.P. x Escutcheon – Dummy/T-Piece | |

*See the Variations page for HA price add.

WITH REFLECTIONS® SERIES LEVER DESIGNS:

| MODEL # | PRODUCT DESCRIPTION | 605 606 613E 629' 630' BSP WSP |
|---------|--|--------------------------------|
| 656F | Lever x Escutcheon x Cylinder – Nightlatch | \$526.00 |
| 658F | Lever x Escutcheon – Dummy Trim | |

1. Escutcheon is plated to simulate Stainless Steel. See the Variations page for details.

NOTE: Cylinder reference indicates function only, all trims are **less cylinder**.
Cylinder rings/collars not furnished with trim if ordered less cylinder.

See Page 145 for cylinders are required.

When Ordering: Specify design and finish.



DISTRIBUTOR LIST PRICES

6200 SERIES NARROW STILE EXIT DEVICES

| MODEL # | PRODUCT DESCRIPTION | 605 | 606 | 613E | 629 | 630 | BSP | WSP |
|----------------------------|---------------------|-----|-----|------|-----|-----|-----|------------|
| PANIC EXIT DEVICES: | | | | | | | | |
| 6200 | Rim Panic Rated | | | | | | | \$1,251.00 |
| 6250 | SquareBolt® Panic | | | | | | | \$1,319.00 |
| 6210 | SVR Panic Rated | | | | | | | \$1,570.00 |
| 6220 | CVR Panic Rated | | | | | | | \$1,588.00 |

TRIM

FOR 6200 SERIES RIM, SQUAREBOLT®, SVR, CVR EXITS (ALL TRIMS PRICED LESS CYLINDER)

| MODEL # | PRODUCT DESCRIPTION | All Finishes |
|---------|---------------------|--------------|
| *121NL | Nightlatch Trim | \$59.00 |

Not recommended for VR exit devices. See page 145 for cylinder options.

When Ordering: Specify width, hand and finish.
Specify height for vertical rods.



DISTRIBUTOR LIST PRICES

STANDARD DUTY OFFSET PULL TRIMS

FOR 6200 SERIES RIM, SQUAREBOLT®, SVR, CVR EXITS
(ALL TRIMS PRICED LESS CYLINDER)

| MODEL # | PRODUCT DESCRIPTION | 605 | 606 | 613E | 629 | 630 | BSP | WSP |
|---------|---|----------|-----|------|-----|-----|-----|-----|
| 480F | Offset Pull x Escutcheon (7-1/4") | \$443.00 | | | | | | |
| 481F | Offset Pull x Escutcheon x Cyl (7-1/4") | | | | | | | |
| 482F | Offset Pull x Escutcheon (9") | | | | | | | |
| 483F | Offset Pull x Esc x Cyl (9") | | | | | | | |

NARROW ESCUTCHEON TRIMS

FOR 6200 SERIES RIM, SQUAREBOLT®, SVR, CVR EXITS
(ALL TRIMS PRICED LESS CYLINDER)

| MODEL # | PRODUCT DESCRIPTION | 605 | 606 | 609 | 611 | 612 | 613E | 616 | 619 | 620 | 626 | 629 | 630 | 693 | BSP | WSP |
|---------|--|----------|-----|-----|-----|-----|------|-----|-----|-----|-----|-----|-----|-----|-----|-----|
| 500F | Blank Escutcheon | \$231.00 | | | | | | | | | | | | | | |
| 501F | Escutcheon x Cylinder | | | | | | | | | | | | | | | |
| 502F | Knob x Escutcheon x Cylinder CO | \$412.00 | | | | | | | | | | | | | | |
| 503F | Thumbturn x Escutcheon x Cylinder | \$451.00 | | | | | | | | | | | | | | |
| 504F | Knob x Escutcheon CO | \$412.00 | | | | | | | | | | | | | | |
| 505F | Knob x Escutcheon CO | | | | | | | | | | | | | | | |
| 506F | Lever x Escutcheon x Cylinder AR-AU-CR-JN-MO-PB-PN-VI-HA* | \$595.00 | | | | | | | | | | | | | | |
| 507F | Thumbturn x Escutcheon | \$451.00 | | | | | | | | | | | | | | |
| 508F | Lever x Escutcheon AR-AU-CR-JN-MO-PB-PN-VI-HA* | \$595.00 | | | | | | | | | | | | | | |
| 509F | Lever x Escutcheon AR-AU-CR-JN-MO-PB-PN-VI-HA* | | | | | | | | | | | | | | | |
| 512F | Pull x Escutcheon x Cylinder | \$265.00 | | | | | | | | | | | | | | |
| 513F | Pull x Escutcheon x Thumbturn x Cylinder | \$553.00 | | | | | | | | | | | | | | |
| 514F | Pull x Escutcheon | \$265.00 | | | | | | | | | | | | | | |
| 517F | Pull x Escutcheon x Thumbturn | \$553.00 | | | | | | | | | | | | | | |
| 518F | Pull x Escutcheon x Thumbpiece x Cylinder | \$523.00 | | | | | | | | | | | | | | |
| 519F | Pull x Escutcheon x Thumbpiece | | | | | | | | | | | | | | | |

*See the Variations page for HA price add.

WITH REFLECTIONS® SERIES LEVER DESIGNS:

| MODEL # | PRODUCT DESCRIPTION | 605 | 606 | 613E | 629' | 630' |
|---------|-------------------------------|----------|-----|------|------|------|
| 506F | Lever x Escutcheon x Cylinder | \$595.00 | | | | |
| 508F | Lever x Escutcheon | | | | | |
| 509F | Lever x Escutcheon | | | | | |

NOTE: Cylinder reference indicates function only, all trims are **less cylinder**.
Cylinder rings/collars not furnished with trims ordered less cylinders.
See Page 145 for cylinders if required.

1. See the Variations page for details.

When Ordering: Specify design and finish.



DISTRIBUTOR LIST PRICES

6000 SERIES ELECTRIFIED EXIT DEVICES

ELECTRIFIED OPTIONS CHART:

| MODEL # | EXIT DEVICE DESCRIPTION | A | A-ALR | B | D | G | H | O | P | S | SAFE | SECURE |
|-----------|---------------------------------------|---|-------|---|---|---|---|---|---|---|------|--------|
| 6100(F) | Rim Exit Device (Wide) | x | x | x | | x | x | x | x | x | | |
| 6130(F) | Mortise Exit Device (Wide) | x | | x | | x | | x | x | x | x | x |
| 6150(F) | Rim SquareBolt® Device (Wide) | x | | x | | x | x | x | x | x | | |
| 6150(F)WS | Rim SquareBolt® Windstorm (Wide) | | | | | | | | | | | |
| 6160(F) | Concealed Vertical Rod (Wide) | x | | x | | x | | x | x | x | | |
| 6170(F) | Surface Vertical Rod (Wide) | x | | x | | x | | x | x | x | | |
| 6170(F)WS | Surface Vertical Rod Windstorm (Wide) | | | | | | | | | | | |
| 6200(F) | Rim Exit Device (Narrow) | x | | x | | x | | | x | x | | |
| 6210 | Surface Vertical Rod (Narrow) | x | | x | | x | | | x | x | | |
| 6220 | Concealed Vertical Rod (Narrow) | x | | x | | x | | | x | x | | |
| 6250 | Rim SquareBolt® Device (Narrow) | x | | x | | x | | | x | x | | |

ELECTRIFIED OPTIONS:

| OPTION | DESCRIPTION | LIST PRICE ADD |
|--------|--|-------------------------|
| A | Alarm Kit (less cylinder) | \$728.00 |
| A-ALR | Alarm Kit (less cylinder) with red screen printed touchpad – only 36" length devices | \$728.00 |
| B | Touchbar Monitoring or Signaling | \$229.00 |
| D | Delayed Egress | Currently Not Available |
| G | Electric Dogging | \$468.00 |
| H* | Security Package (DPS) | \$513.00 |
| O | Trim Monitoring or Signaling | \$229.00 |
| P | Latch Retraction | \$941.00 |
| S | Latchbolt Status Monitoring or Signaling | \$244.00 |
| SAFE | Mortise Device Lock with Outside Trim Control (Fail Unlock) – Lever Trims Only | \$764.00 |
| SECURE | Mortise Device Lock with Outside Trim Control (Fail Lock) – Lever Trims Only | |

*Only available for rim and SquareBolt® devices when used with Delayed Egress option.

NOTE: Latchbolt status monitor required for 6170 and 6210 series surface vertical rod exit devices with alarms.

Example: 6170AS x Door Width x Door Height x RHR x 630

ALARM KITS:

| MODEL # | PRODUCT DESCRIPTION | LIST PRICE |
|---------|---------------------------|------------|
| 6116-36 | Alarm Kit (Less cylinder) | \$728.00 |
| 6116-48 | Alarm Kit (Less cylinder) | |
| 6216-36 | Alarm Kit (Less cylinder) | |

NOTE: The 6116 alarm kit cannot be retrofitted in the field to the 6170(F) or 6210 surface vertical rod exit devices. This option is available as a factory order only.

| SUFFIX | PRODUCT DESCRIPTION | LIST PRICE OPTION ADDS |
|---------|------------------------------|------------------------|
| NFPA 30 | 30-Second Delay Board "NFPA" | N/C |
| BOCA 15 | 15-Second Delay Board "BOCA" | |
| BOCA 30 | 30-Second Delay Board "BOCA" | |

NOTES: Suffix options required to product model number.
See page 210 for power supplies and electrified accessories.

When Ordering: Specify design and finish.
Specify cylinder ring/collar size where required.



CYLINDERS

| MODEL # | PRODUCT DESCRIPTION | *ALL FINISHES |
|---|--|---------------|
| RIM CYLINDERS FOR 480F, 500F, 620F, 630F, 680F, 690F SERIES AND 121NL NIGHTLATCH TRIM: | | |
| 1109 | Standard Cylinder 6-Pin | \$73.00 |
| 1109 | Standard Cylinder 7-Pin | \$75.00 |
| 1709 | CMK Cylinder 6-Pin | \$89.00 |
| 1709 | CMK Cylinder 7-Pin | \$91.00 |
| 1193 | Large Format Interchangeable Core Cylinder 6-Pin | \$133.00 |
| 1193 | Large Format Interchangeable Core Cylinder 7-Pin | \$135.00 |
| 5109 | Security Cylinder 6-Pin | \$291.00 |
| 5109 | Security Cylinder 7-Pin | \$295.00 |
| U5109 | High Security Cylinder 6-Pin | \$391.00 |
| U5109 | High Security Cylinder 7-Pin | \$395.00 |
| 5193 | Security Large Format Interchangeable Core Cylinder 6-Pin | \$362.00 |
| 5193 | Security Large Format Interchangeable Core Cylinder 7-Pin | \$366.00 |
| K300 | Yale® KeyMark® Cylinder 6- or 7-Pin | \$94.00 |
| K840 | Yale KeyMark Large Format Interchangeable Core Cylinder 6-Pin or 7-Pin | \$159.00 |
| K640 | Yale KeyMark Small Format Interchangeable Core Cylinder 6- or 7-Pin | \$156.00 |
| A640 | Best® Keyway Small Format Interchangeable Core Cylinder 6- or 7-Pin | \$125.00 |
| 2109 | Schlage® "C" Keyway Cylinder 6-Pin - 0-bitted or Keyed Random | \$73.00 |
| MORTISE CYLINDERS FOR 650F, 660F, 670F, 680F SERIES TRIM & CYLINDER DOGGING: | | |
| 2153 | Standard Cylinder 6-Pin | \$73.00 |
| 2153 | Standard Cylinder 7-Pin | \$75.00 |
| 2196 | Large Format Interchangeable Core Cylinder 6-Pin | \$133.00 |
| 2197 | Large Format Interchangeable Core Cylinder 7-Pin | \$135.00 |
| 5153 | Security Cylinder 6-Pin | \$291.00 |
| 5153 | Security Cylinder 7-Pin | \$295.00 |
| U5153 | High Security Cylinder 6-Pin | \$391.00 |
| U5153 | High Security Cylinder 7-Pin | \$395.00 |
| 5196 | Security Large Format Interchangeable Core Cylinder 6-Pin | \$362.00 |
| 5197 | Security Large Format Interchangeable Core Cylinder 7-Pin | \$366.00 |
| K100 | Yale® KeyMark® Cylinder 6- or 7-Pin | \$86.00 |
| K820 | Yale KeyMark Large Format Interchangeable Core Cylinder 6-Pin or 7-Pin | \$159.00 |
| K620 | Yale KeyMark Small Format Interchangeable Core Cylinder 6-Pin or 7-Pin | \$156.00 |
| A620 | Best® Keyway Small Format Interchangeable Core Cylinder 6- or 7-Pin | \$125.00 |

NOTE: Cylinder rings/collars furnished at no charge when ordered with cylinder.
Specify ring/collar size when ordering.

*Rim cylinders not available in 629 or 630 finishes.

When Ordering: Specify finish.
Specify cylinder ring/collar size where required.



CYLINDERS

| MODEL # | PRODUCT DESCRIPTION | ADD TO TRIM | ORDERED SEPARATELY |
|--|---|-------------|--------------------|
| COMPONENT CYLINDERS FOR 540F SERIES TRIM: | | | |
| 1802 | Standard Cylinder 6-Pin | STD | \$64.00 |
| 1802A | Standard Cylinder 7-Pin | \$2.00 | \$66.00 |
| 5802 | Security Cylinder 6-Pin | \$192.00 | \$256.00 |
| 5802A | Security Cylinder 7-Pin | \$196.00 | \$260.00 |
| 1210 | Large Format Interchangeable Core Only 6-Pin | \$60.00 | \$60.00 |
| 1220 | Large Format Interchangeable Core Only 7-Pin | \$62.00 | \$62.00 |
| 5210 | Security Large Format Interchangeable Core Only 6-Pin | \$235.00 | \$235.00 |
| 5220 | Security Large Format Interchangeable Core Only 7-Pin | \$239.00 | \$239.00 |
| K402 | Yale® KeyMark® Cylinder | \$81.00 | \$81.00 |
| K800 | Yale® KeyMark® Large Format Interchangeable Core Only 6-or 7-Pin | \$86.00 | \$86.00 |
| K600 | Yale® KeyMark® Small Format Interchangeable Core Only 6-or 7-Pin | \$83.00 | \$83.00 |
| A600 | Best® Keyway Small Format Interchangeable Core Only 6-or 7-Pin | \$52.00 | \$52.00 |
| 2802 | Schlage® "C" Keyway Cylinder 6-Pin - 0-bitted or Keyed Random | \$0.00 | \$64.00 |
| 3804 | Other Manuf. Keyway Cylinder 6-Pin - Keyed Random, Specify Keyway | \$16.00 | \$80.00 |

Yale® KeyMark® and Security products are priced separately. The cylinders are not discounted the same as the trim.

MISCELLANEOUS

| MODEL # | PRODUCT DESCRIPTION | LIST PRICE |
|--------------------------|--|------------|
| LONG SPINDLE KIT: | | |
| 81-9500-1665-000 | 2" – 2-1/2" door thickness for 620F and 630F series trim | \$38.00 |
| 81-9500-1635-000 | 2-1/2" – 3-1/2" door thickness for 620F and 630F series trim | \$81.00 |
| 81-9500-1636-000 | 3-1/2" – 4-1/2" door thickness for 620F and 630F series trim | |

When Ordering: Specify finish.
Specify cylinder ring/collar size where required.



MISCELLANEOUS

| MODEL # | PRODUCT DESCRIPTION | ALL FINISHES |
|------------------------------|---|--------------|
| CYLINDER DOGGING KIT: | | |
| 615-L | Cylinder Dogging Kit (less cylinder) - 24", 36", 36" NS, 42", 42" NS, 48", 48" NS | \$173.00 |

| MODEL # | PRODUCT DESCRIPTION | 605 606 613E 629 630 BSP |
|------------------------|---------------------|--------------------------|
| DUMMY PUSH BAR: | | |
| 620 DB | Dummy Push Bar | \$682.00 |

| MODEL # | PRODUCT DESCRIPTION | ORDERED W/ DEVICE ADD | ORDERED SEPARATELY |
|-------------------------|---|-----------------------|-------------------------|
| STRIKES (BLACK): | | | |
| 702 | Floor Strike (optional) | — | \$36.00 |
| 712 | Strike for Overlapping Astragal (optional for 6130) | — | |
| 618 | Open Back Strike (optional) | \$117.00 | \$153.00 |
| 726 | Strike and Angle Bracket | — | \$70.00 |
| 757F | Rim Strike 6100(F) | — | \$64.00 |
| 757FWS | Rim Strike for Windstorm Devices 6150(F)WS Hurricane | — | Currently Not Available |
| 759 | Rim Strike, 6200 | — | \$47.00 |
| 761 | Top Strike Recessed 6160(F) | — | \$70.00 |
| 790 | Floor Strike | — | \$36.00 |
| 791 | Top Strike | — | \$70.00 |
| 793 | Rim Strike (optional) | — | \$59.00 |
| 794 | Bottom Flush Strike (optional) | — | \$36.00 |
| 797 | Top Strike Bracket (SVR optional) | — | \$6.00 |
| 798 | Mortise Strike | — | \$36.00 |
| 202 | Strike Box (not finished, optional) | \$2.00 | \$2.00 |

When Ordering: Specify finish.



DISTRIBUTOR LIST PRICES

MISCELLANEOUS

| MODEL # | PRODUCT DESCRIPTION | ALL FINISHES |
|--------------|---|--------------|
| MISC: | | |
| 60-7000-0815 | Schlage® cam and housing assembly | \$27.00 |
| 1145VD | Tailpiece for 1109 cylinders to operate Von Duprin® | \$4.30 |

| MODEL # | PRODUCT DESCRIPTION | 606 626 |
|-----------------------|--|----------|
| MORTISE LOCKS: | | |
| 35LF | Mortise Lock Storeroom - Lever Trim | \$608.00 |
| 35KF | Mortise Lock Storeroom - Knob Trim | |
| 35TF | Mortise Lock Storeroom - Thumbpiece Trim | |
| 38LF | Mortise Lock Classroom - Lever Trim | |
| 38KF | Mortise Lock Classroom - Knob Trim | |
| 38TF | Mortise Lock Classroom - Thumbpiece Trim | |

| PRODUCT # | PRODUCT DESCRIPTION | ALL FINISHES |
|--|---------------------|--------------|
| EXTENSIONS FOR 6000 SERIES VERTICAL RODS: | | |
| 7010-2 | 2" Extension | \$73.00 |
| 7010-6 | 6" Extension | \$87.00 |
| 7010-12 | 12" Extension | \$101.00 |
| 7010-24 | 24" Extension | \$122.00 |
| DOGGING KEY: (size 5/16" - no finish) | | \$2.00 |
| DRILL JIG: (throw away - no finish) | | |





| PRODUCT # | PRODUCT DESCRIPTION | BLACK |
|--|--|-------------------------|
| SHIM KITS TO CLEAR GLASS MOLDING: | | |
| 623SK | 6100 Series Rim, Mortise & CVR | \$108.00 |
| 623NS | 6200 Series Rim & CVR | |
| 624SK | 6110, 6170 Series SVR | \$146.00 |
| 624NS | 6210 Series SVR | |
| 623WS | 6150(F)WS Windstorm Hurricane | Currently Not Available |
| 624WS | 6170(F)WS Windstorm Hurricane | |
| ANTI-PRY: | | |
| 625AP | 6100 Rim and 6150 SquareBolt® Anti-pry Bracket | \$55.00 |

| PART # | PRODUCT DESCRIPTION | LIST PRICE |
|------------------|--|------------|
| 60-7000-9100-999 | Plastic Installation Template used for installation of all 6100 and 6200 Devices | \$3.40 |

When Ordering: Specify finish where required.



REMOVABLE MULLIONS

| MODEL # | PRODUCT DESCRIPTION | 600 | 628 695 |
|----------------------------------|--|-------------------------|---------|
| REMOVABLE MULLIONS: | | | |
| M200 | Steel Mullion - Panic Rated x 7' | \$647.00 | — |
| M200 | Steel Mullion - Panic Rated x 8' | \$664.00 | |
| M200 | Steel Mullion - Panic Rated x 10' | \$808.00 | |
| M200F | Steel Mullion – 3 Hour Fire Rated x 7' | \$900.00 | |
| M200F | Steel Mullion – 3 Hour Fire Rated x 8' | \$915.00 | |
| M200FWS | Steel Mullion – 3 Hour Fire Rated, Windstorm Certified x 7'*   | Currently Not Available | |
| M200FWS | Steel Mullion – 3 Hour Fire Rated, Windstorm Certified x 8'*   | | |
| M300 | Aluminum Mullion | — | |
| KEYED REMOVABLE MULLIONS: | | | |
| KRM200 | Steel Mullion - Panic Rated x 7' | \$1,076.00 | — |
| KRM200 | Steel Mullion - Panic Rated x 8' | \$1,089.00 | |
| KRM200 | Steel Mullion – Panic Rated x 10' | \$1,231.00 | |
| KRM200F | Steel Mullion – 1-1/2 Hour Fire Rated x 7' | \$1,300.00 | |
| KRM200F | Steel Mullion – 1-1/2 Hour Fire Rated x 8' | \$1,317.00 | |
| KRM200FWS | Steel Mullion – 3 Hour Fire Rated, Windstorm Certified x 7' | Currently Not Available | |
| KRM200FWS | Steel Mullion – 3 Hour Fire Rated, Windstorm Certified x 8' | | |

*For use with UL Listed door assemblies that comply to FEMA 361 and ICC 500.

NOTE: Cylinders ordered separately, not included with KRM mullions

| MODEL | PRODUCT DESCRIPTION | CYLINDER LENGTH | COLLAR SIZE | | ALL FINISHES |
|---|---|-----------------|---------------------------|----------|--------------|
| | | | STD. MULLION / WS MULLION | | |
| MORTISE CYLINDERS FOR KRM SERIES: (CYLINDERS ARE NOT INCLUDED WITH MULLIONS, MUST BE ORDERED SEPARATELY) | | | | | |
| 2153 | Standard Cylinder 6-Pin | 1-1/8" | 1765.312 | 1765.156 | \$73.00 |
| 2153 | Standard Cylinder 7-Pin | 1-1/4" | 1765.500 | 1765.250 | \$75.00 |
| 2196 | Large Format Interchangeable Core Cylinder 6-Pin | 1-1/2" | 1765.750 | 1765.500 | \$133.00 |
| 2197 | Large Format Interchangeable Core Cylinder 7-Pin | 1-11/16" | 1765.844 | 1765.719 | \$135.00 |
| 5153 | Security Cylinder 6-Pin | 1-1/8" | 1765.312 | 1765.156 | \$291.00 |
| 5153 | Security Cylinder 7-Pin | 1-1/4" | 1765.500 | 1765.250 | \$295.00 |
| 5196 | Security Large Format Interchangeable Core Cylinder 6-Pin | 1-1/2" | 1765.750 | 1765.500 | \$362.00 |
| 5197 | Security Large Format Interchangeable Core Cylinder 7-Pin | 1-11/16" | 1765.844 | 1765.719 | \$366.00 |
| K100 | Yale® KeyMark® Cylinder 6- or 7-Pin | 1-1/8" | 1765.312 | 1765.156 | \$86.00 |
| K100 | Yale® KeyMark® Cylinder 6- or 7-Pin | 1-1/4" | 1765.500 | 1765.250 | |
| K100 | Yale® KeyMark® Cylinder 6- or 7-Pin | 1-1/2" | 1765.750 | 1765.500 | \$184.00 |
| K820 | Yale® KeyMark® Large Format Interchangeable Core Cylinder 6-Pin | 1-1/2" | 1765.750 | 1765.500 | \$159.00 |
| K820 | Yale® KeyMark® Large Format Interchangeable Core Cylinder 7-Pin | 1-11/16" | 1765.844 | 1765.719 | |
| K620 | Yale® KeyMark® Small Format Interchangeable Core Cylinder 6-Pin | 1-1/4" | 1765.500 | 1765.250 | \$156.00 |
| K620 | Yale® KeyMark® Small Format Interchangeable Core Cylinder 6- or 7-Pin | 1-3-8" | 1765.563 | 1765.500 | |
| A620 | Best® Keyway Small Format Interchangeable Core Cylinder 6-Pin | 1-1/4" | 1765.500 | 1765.250 | \$125.00 |
| A620 | Best® Keyway Small Format Interchangeable Core Cylinder 6- or 7-Pin | 1-3-8" | 1765.563 | 1765.500 | |
| 2553* | Schlage® "C" Keyway Cylinder 6-Pin - 0-bitted or Keyed Random | 1-1/8" | 1765.312 | 1765.156 | \$73.00 |

NOTE: Cylinder collars are furnished at no charge when ordered with cylinder. Specify collar size when ordering.

*2553 only available in 606, 612, 613 and 626 finishes.



DISTRIBUTOR LIST PRICES

PARTS AND ACCESSORIES

| MODEL/PART # | PRODUCT DESCRIPTION | LIST PRICE |
|--------------|---|-------------------------|
| M102S | Mullion Stabilizer Kit (for M300) | \$86.00 |
| M203 | Door Frame Spacer Block | \$48.00 |
| M204 | Door Frame Angle Bracket | |
| 60-7000-0750 | Locking Mechanism for KRM200(F) | \$463.00 |
| 60-7000-0752 | Locking Mechanism for KRM200FWS | Currently Not Available |
| 60-7000-0755 | Top Retainer Pack for KRM200(F) | \$202.00 |
| 60-7000-0757 | Top Retainer Pack for KRM200FWS | Currently Not Available |
| 60-7000-0758 | Top Retainer Pack for M200FWS x 7' or 8' | |
| 60-7000-0759 | Top Retainer Pack for M200(F) x 7' or 8' | \$202.00 |
| 60-7000-0760 | Bottom Retainer Pack for KRM200(F) | \$136.00 |
| 60-7000-0761 | Bottom Retainer Pack for KRM200FWS | Currently Not Available |
| 60-7000-0762 | Bottom Retainer Pack for M200FWS x 7' or 8' | |
| 60-7000-0763 | Bottom Retainer Pack for M200(F) x 7' or 8' | \$136.00 |



DISTRIBUTOR LIST PRICES





DISTRIBUTOR LIST PRICES

2100 SERIES EXIT DEVICES

DOOR WIDTHS: Prices are for standard sizes only. When ordering, suffix width as follows: 21X0-36, 21X0-42 or 21X0-48. No other sizes available.

VARIATIONS: Exit Devices and Trims are priced separately. In order to determine the full list price of a 2100 Series Exit Device with trim, it is necessary to add the list price of the device model number and the list price of the trim list number.

STANDARD FINISHES: Products will be furnished only in the following finishes.

| ANSI/BHMA CODE | FINISH DESCRIPTION |
|----------------------|---|
| EXIT DEVICES: | |
| 613E | Dark Oxidized Satin Bronze - equivalent |
| 630 | Satin Stainless Steel |
| 689 | Aluminum Painted |
| 691 | Light Bronze Painted |
| 693 | Black Painted |
| 695 | Dark Bronze Painted |
| BSP | Black Suede Powder Coat |

| ANSI/BHMA CODE | FINISH DESCRIPTION |
|----------------|---|
| TRIMS: | |
| 613E | Dark Oxidized Satin Bronze - equivalent |
| 626 | Satin Chrome Plated |
| 630 | Satin Stainless Steel |
| 689 | Aluminum Painted |
| 691 | Light Bronze Painted |
| 693 | Black Painted |
| 695 | Dark Bronze Painted |
| BSP | Black Suede Powder Coat |
| WSP | White Suede Powder Coat |

CYLINDERS: Standard 6-Pin cylinders included with 440F, 580F Series Rose Trim only. All other keyed trim priced less cylinder, the list price of the cylinder must be added if cylinders are required. Specify cylinder and cylinder collar with collar size.

| PRODUCT OPTIONS | ADD |
|--|----------|
| DESIGNER LEVER: (HA) | \$242.00 |
| DUST GUARD: Prefix "D" to model number (refer to catalog for available cylinders) | \$49.00 |
| DOOR WIDTH: | |
| 36" Door Width - Specify 21 X0-36 | STD |
| 42" Door Width - Specify 21 X0-42 | \$0.00 |
| 48" Door Width - Specify 21 X0-48 | \$50.00 |
| "X" Specify "0" for Rim or "1" for Vertical Rod or "5" for SquareBolt® | |
| Door Thickness: Doors over 2-1/4" | \$43.00 |
| SLEEVE NUTS: Factory orders only for exact quantity | |
| SN-104 (For interlock bracket on fire-rated mullions) | \$4.00 |
| SN-134 (4 Pack) | \$6.20 |
| TORX® SECURITY HEAD SCREWS: Standard size only | |
| Rim Exit Device | \$38.00 |
| UL Rim Exit Device | |
| Surface Vertical Rod Exit Device (SVR) | \$100.00 |
| Concealed Vertical Rod Exit Device (CVR) | \$38.00 |
| 630F Series Trim | \$0.00 |
| 121NL, 210F, 440F, 580F, 620F, 690F Series Trim | N/A |
| ABRASIVE COATING: On Touchbar Pad | \$77.00 |
| MICROSHIELD®: Antimicrobial coating. Suffix YMS to model number for each exit device or trim that the coating will be applied. | \$81.00 |
| REFLECTION LEVERS: The following levers are no longer available in 629 and 630 finishes, TT, TU, TV, TW, TX, TY, UW, UX, TZ, TG, TJ, TK, TO, TE, TI and TD. | — |

When Ordering: Specify finish where required.



2100 SERIES HOW TO ORDER

| 2 | 1 | X | 0 | Suffix | -XX | Outside Trim | Finish | Other Info |
|---|---|--|--|--|--|--------------------------|---|--|
| | | Third Digit: "0" - Rim Device, Pullman Latch "1" - SVR Device "5" - SquareBolt® Rim Security "7" - SVR Device | Fourth Digit: "0" - Standard | No Suffix - Panic label "F" - Fire exit device "WS" - Windstorm Certified Products* | Size: (DOW=Door Opening Width) "36" - 30" - 36" (0.76m to 0.91m) DOW "42" - 36" to 42" (0.91m to 1.07m) DOW "48" - 42" to 48" (1.07m to 1.22m) DOW | Trim Model Number | 613E 630 689 691 693 695 BSP | Door Hand - RHR or LHR (SVR or lever escutcheon trim only). Devices are field reversible. SN-134, 1/4-20 Sleeve Nuts (pack of 4). SN-104, 10-24 Sleeve Nuts (pack of 4). Door thickness: over 1-3/4" (45mm). Rod Extensions: (quantity) 2010-2 (quantity) 2010-6 (quantity) 2010-12 (quantity) 2010-24 Shim Kits: (quantity) 223 (quantity) 224 Optional Strike Bottom Pullman Latch (SVR devices) Removable Mullion: M200, Panic Exit M200F, Fire Exit Custom Cylinder & Cylinder Ring Factory Keying |

- NOTE:**
- Vertical rod exit devices are 7' standard.
 - Panic Rated use rod extensions up to 10'.
 - Fire Rated use rod extensions up to 8'.
 - "WS" applies only to 2100(F) rim device. Contact Fleming-Baron Door Products for detailed frame/door requirements and limitations.

When Ordering: Specify design, hand and finish. Specify width for all exits and height for SVR.



DISTRIBUTOR LIST PRICES

2100 SERIES FLAT BAR EXIT DEVICE

| OPTIONS | | | | |
|----------------------------|--|-----|--|----------|
| BPL | Bottom Pullman Latch. Suffix BPL to 2110, 2120, 2160 & 2170 Panic Rated surface vertical rod exits. | ADD | | \$33.00 |
| LBR | Less Bottom Rod Suffix LBR to 2170 or 2160 only. 1-1/2 hr rating. | | | \$0.00 |
| WIDE | Wide Style Latch Head Cover | | | \$0.00 |
| WS | Windstorm certified. Suffix WS to 2100(F) rim device. Hurricane | | | \$112.00 |
| YMS | MicroShield® antimicrobial coating. Suffix YMS to model number for each exit device or trim that the coating will be applied. | | | \$81.00 |
| Door Height over 8' to 10' | See catalog | | | \$106.00 |

| MODEL # | PRODUCT DESCRIPTION | 689 691 693 695 | 613E 630 BSP WSP | APPROX. SHIPPING WT. LBS. |
|--------------------------------|--|--------------------|---------------------|---------------------------------|
| RIM: | | | | |
| 2100 | Panic Rated | \$435.00 | \$685.00 | 11 |
| 2100WS | Panic Rated Windstorm Certified Hurricane | \$547.00 | \$797.00 | 11 |
| 2100F | Fire Rated | \$580.00 | \$830.00 | 11 |
| 2100FWS | Fire Rated Windstorm Certified Hurricane | \$692.00 | \$942.00 | 11 |
| SQUAREBOLT®: | | | | |
| 2150 | Panic Rated | \$501.00 | \$751.00 | 12 |
| 2150F | Fire Rated | \$646.00 | \$896.00 | 12 |
| SURFACE VERTICAL ROD: | | | | |
| 2110 | Panic Rated | \$693.00 | \$943.00 | 16 |
| 2110F | Fire Rated | \$838.00 | \$1,088.00 | 16 |
| 2170 | Panic Rated | \$749.00 | \$999.00 | 16 |
| 2170F | Fire Rated | \$894.00 | \$1,144.00 | 16 |
| CONCEALED VERTICAL ROD: | | | | |
| 2120 | Panic Rated | \$947.00 | \$1,197.00 | 16 |
| 2120F | Fire Rated | \$1,092.00 | \$1,342.00 | 16 |
| 2160 | Panic Rated | \$1,052.00 | \$1,302.00 | 16 |
| 2160F | Fire Rated | \$1,197.00 | \$1,447.00 | 16 |

When Ordering: Specify design, hand and finish.
Specify width for all exits and height for SVR.



2100 SERIES TRIMS

(ALL TRIMS PRICED LESS CYLINDER)

| MODEL # | PRODUCT DESCRIPTION | 689 691 695 |
|---------|-----------------------|----------------|
| 213F | Escutcheon x Cylinder | \$72.00 |
| 214F | Pull Plate | |
| 217F | Pull Plate x Cylinder | |

| MODEL # | PRODUCT DESCRIPTION | 613E 626' 630' 693 BSP WSP |
|--------------------|---|-------------------------------|
| 121NL ² | Nightlatch Trim | N/A |
| 603F | Thumbturn x Escutcheon x Cylinder | \$402.00 |
| 620F | Blank Escutcheon Plate | \$315.00 |
| 621F | Escutcheon x Cylinder | |
| 622F | Knob x Escutcheon x Cylinder CO | |
| 623F | Knob x Escutcheon x Cylinder CO | |
| 624F | Knob x Escutcheon CO | |
| 625F | Knob x Escutcheon CO | |
| 626F | Lever x Escutcheon x Cylinder AR-AU-CR-JN-MO-PB-PN-VI-HA* | |
| 627F | Lever x Escutcheon x Cylinder AR-AU-CR-JN-MO-PB-PN-VI-HA* | |
| 628F | Lever x Escutcheon AR-AU-CR-JN-MO-PB-PN-VI-HA* | |
| 629F | Lever x Escutcheon AR-AU-CR-JN-MO-PB-PN-VI-HA* | |
| 630F | Blank Escutcheon Plate | \$226.00 |
| 631F | Escutcheon x Cylinder | \$315.00 |
| 632F | Pull x Escutcheon x Cylinder | \$439.00 |
| 633F | Pull x T.P. x Escutcheon x Cylinder | \$315.00 |
| 634F | Pull x Escutcheon | \$439.00 |
| 635F | Pull x T.P. x Escutcheon | \$439.00 |

*See the Variations page for HA price add.

1. Escutcheon is plated to simulate Stainless Steel.
2. Not recommended for VR exit devices.

WITH REFLECTIONS® SERIES LEVER DESIGNS:

| MODEL # | PRODUCT DESCRIPTION | 613E 626' 630' BSP WSP |
|---------|-------------------------------|---------------------------|
| 626F | Lever x Escutcheon x Cylinder | \$526.00 |
| 627F | Lever x Escutcheon x Cylinder | |
| 628F | Lever x Escutcheon | |
| 629F | Lever x Escutcheon | |

1. Escutcheon is plated to simulate Stainless Steel.

NOTES: Cylinder reference indicates function only, all trims are **less cylinder**.
 Cylinder rings/collars not furnished with trims ordered less cylinders.
 See page 156 for cylinders if required.



2100 SERIES TRIMS

| MODEL # | PRODUCT DESCRIPTION | 689 691 695 | 613E 626 693 BSP WSP |
|--|---|----------------|-------------------------|
| ROSE TRIMS: (Standard Cylinders Included) | | | |
| 441F | AU-MO-PB Key-In-Lever – Nightlatch | \$159.00 | \$186.00 |
| 446F | AU-MO-PB Key-In-Lever – Classroom | | |
| 448F | AU-MO-PB Active Lever – Dummy Free Wheeling | \$127.00 | \$154.00 |
| 449F | AU-MO-PB Rigid Lever – Dummy Rigid | | |

440F trim available in 6 pin only. See 540F, page 117, if 7-pin required.

| MODEL # | PRODUCT DESCRIPTION | 689 | 613E 626 BSP WSP |
|---|---|----------|---------------------|
| ROSE x ESCUTCHEON TRIMS: (Standard Cylinders Included) | | | |
| 581F | AU-MO-PB Key-In-Lever – Nightlatch | \$446.00 | \$472.00 |
| 586F | AU-MO-PB Key-In-Lever – Classroom | | |
| 588F | AU-MO-PB Active Lever – Dummy Free Wheeling | \$382.00 | \$408.00 |
| 589F | AU-MO-PB Rigid Lever – Dummy Rigid | | |

Note: Specified finish will apply to rose/lever finish only. Escutcheon provided in 689 (Aluminum Painted) finish for all.

| MODEL # | PRODUCT DESCRIPTION | 613E 626' 630' 693 BSP WSP |
|---|--|-------------------------------|
| ELECTRIFIED TRIM: (Trims Priced Less Cylinder) | | |
| 690F | Lever x Escutcheon x Cylinder x Fail Safe AR-AU-CR-JN-MO-PB-PN-VI-HA* | \$1,112.00 |
| 691F | Lever x Escutcheon x Cylinder x Fail Secure AR-AU-CR-JN-MO-PB-PN-VI-HA* | |
| SM | SPDT Lock and Unlock Monitor Switch | \$283.00 |
| EX | Trim Gasket for Exterior Applications | \$30.00 |

*See the Variations page for HA price add.

1. Escutcheon is plated to simulate Stainless Steel.

WITH REFLECTIONS® SERIES LEVER DESIGNS:

| MODEL # | PRODUCT DESCRIPTION | 613E 626' 630' BSP WSP |
|---|---|------------------------|
| ELECTRIFIED TRIM: (Trims Priced Less Cylinder) | | |
| 690F | Lever x Escutcheon x Cylinder x Fail Safe | \$1,112.00 |
| 691F | Lever x Escutcheon x Cylinder x Fail Secure | |

1. Escutcheon is plated to simulate Stainless Steel.

| OPTIONS | | | |
|------------|--|-----|--------|
| B- | Prefix for SFIC core prep Key-In-Lever Trim Available with AU, MO, and PB levers. | ADD | \$0.00 |
| M- | Prefix for Medeco®/ASSA® IC Core Prep Key-In-Lever Trim Available with AU levers. | | \$0.00 |
| S- | Prefix for Schlage® cylinder prep Key-In-Lever Trim Available with AU, MO, and PB levers. | | \$0.00 |
| SI- | Prefix for Schlage® IC Core Prep Key-In-Lever Trim. Available with AU and PB levers. | | |

See page 156 for cylinders if required.



CYLINDERS

| MODEL # | PRODUCT DESCRIPTION | *ALL FINISHES |
|---|--|---------------|
| RIM CYLINDERS FOR 210F, 620F, 630F, 690F SERIES AND 121NL NIGHTLATCH TRIM: | | |
| 1109 | Standard Cylinder 6-Pin | \$73.00 |
| 1109 | Standard Cylinder 7-Pin | \$75.00 |
| 1709 | CMK Cylinder 6-Pin | \$89.00 |
| 1709 | CMK Cylinder 7-Pin | \$91.00 |
| 1193 | Large Format Interchangeable Core Cylinder 6-Pin | \$133.00 |
| 1193 | Large Format Interchangeable Core Cylinder 7-Pin | \$135.00 |
| 5109 | Security Cylinder 6-Pin | \$291.00 |
| 5109 | Security Cylinder 7-Pin | \$295.00 |
| U5109 | High Security Cylinder 6-Pin | \$391.00 |
| U5109 | High Security Cylinder 7-Pin | \$395.00 |
| 5193 | Security Large Format Interchangeable Core Cylinder 6-Pin | \$362.00 |
| 5193 | Security Large Format Interchangeable Core Cylinder 7-Pin | \$366.00 |
| K300 | Yale® KeyMark® Cylinder 6- or 7-Pin | \$94.00 |
| K840 | Yale KeyMark Large Format Interchangeable Core Cylinder 6-Pin or 7-Pin | \$159.00 |
| K640 | Yale KeyMark Small Format Interchangeable Core Cylinder 6- or 7-Pin | \$156.00 |
| A640 | Best® Keyway Small Format Interchangeable Core Cylinder 6- or 7-Pin | \$125.00 |
| 2109 | Schlage® "C" Keyway Cylinder 6-Pin - 0-bitted or Keyed Random | \$73.00 |

NOTE: Cylinder Rings/Collars no charge if ordered with cylinder.
Specify ring/collar and size when ordering.

*Rim cylinders not available in 630 finish.

| MODEL # | PRODUCT DESCRIPTION | ADD TO TRIM | ORDERED SEPARATELY |
|--|---|-------------|--------------------|
| COMPONENT CYLINDERS FOR 440F, 580F SERIES TRIM: | | | |
| 1802 | Standard Cylinder 6-Pin for Lever Designs | N/C | \$64.00 |
| 1802A | Standard Cylinder 7-Pin for Lever Designs | \$2.00 | \$66.00 |
| 5802 | Security Cylinder 6-Pin for Lever Designs | \$192.00 | \$256.00 |
| 5802A | Security Cylinder 7-Pin for Lever Designs | \$196.00 | \$260.00 |
| 1210 | Large Format Interchangeable Core Only 6-Pin | \$60.00 | \$60.00 |
| 1220 | Large Format Interchangeable Core Only 7-Pin | \$62.00 | \$62.00 |
| 5210 | Security Large Format Interchangeable Core Only 6-Pin | \$235.00 | \$235.00 |
| 5220 | Security Large Format Interchangeable Core Only 7-Pin | \$239.00 | \$239.00 |
| K402 | Yale® KeyMark® Cylinder for Lever Designs | \$81.00 | \$81.00 |
| K800 | Yale® KeyMark® Large Format Interchangeable Core Only 6-or 7-Pin | \$86.00 | \$86.00 |
| K600 | Yale® KeyMark® Small Format Interchangeable Core Only 6-or 7-Pin | \$83.00 | \$83.00 |
| A600 | Best® Keyway Small Format Interchangeable Core Only 6-or 7-Pin | \$52.00 | \$52.00 |
| 2802 | Schlage® "C" Keyway Cylinder 6-Pin - 0-bitted or Keyed Random for Lever Designs | N/C | \$64.00 |
| 3804 | Other Manuf. Keyway Cylinder 6-Pin - Keyed Random, Specify Keyway for Lever Designs | \$16.00 | \$80.00 |

440F trim available in 6 pin only. See 540F in 7000 series section if 7-pin required.

Yale® KeyMark® and Security products are priced separately. The cylinders are not discounted the same as the trim.

When Ordering: Specify design, hand and finish.



DISTRIBUTOR LIST PRICES

2100 SERIES MISCELLANEOUS

| MODEL # | PRODUCT DESCRIPTION | BLACK |
|---|---|---------|
| STRIKES: | | |
| 702 | V.R. Bottom Strike for Pullman Latch (optional) | \$36.00 |
| 757F | Rim Strike (Panic and Fire Devices) | \$64.00 |
| 257FWS | Rim Strike for Windstorm Devices 2100(F)WS Hurricane | \$92.00 |
| 790 | V.R. Bottom Strike for Deadbolt | \$36.00 |
| 791 | V.R. Top Roller Strike | \$70.00 |
| 793 | Rim Strike for Doors Pairs (optional) | \$59.00 |
| 794 | V.R. Bottom Strike for Deadbolt (optional) | \$36.00 |
| 797 | V.R. Top Bracket (optional) | \$6.00 |
| SHIM KITS TO CLEAR GLASS MOLDINGS: | | |
| 223 | 1/4" Shim Kit for Rim Device | \$63.00 |
| 224 | 1/4" Shim Kit for V.R. Device | \$93.00 |

| MODEL # | PRODUCT DESCRIPTION | 689 693 | 691 695 | 605 630 | 606 BSP | 612 WSP | 613E |
|------------------------|---------------------------|------------|------------|------------|------------|------------|------|
| EXTENSION RODS: | | | | | | | |
| 2010-2 | 2" Extension | | \$45.00 | | | \$70.00 | |
| 2010-6 | 6" Extension | | \$59.00 | | | \$84.00 | |
| 2010-12 | 12" Extension | | \$73.00 | | | \$98.00 | |
| 2010-24 | 24" Extension (2170 only) | | \$94.00 | | | \$119.00 | |

| PART # | DESCRIPTION | LIST PRICE |
|--------------|---|------------|
| 60-7000-1131 | Dogging Key | \$2.00 |
| 60-7000-9100 | Plastic Installation Template used for installation of all 2100 Devices | \$3.40 |

NOTE: See page 210 for power supplies and electrified accessories.

When Ordering: Specify finish where required.



DISTRIBUTOR LIST PRICES

REMOVABLE MULLIONS

| MODEL # | PRODUCT DESCRIPTION | 600 |
|----------------------------------|--|------------|
| REMOVABLE MULLIONS: | | |
| M200 | Steel Mullion - Panic Rated x 7' | \$647.00 |
| M200 | Steel Mullion - Panic Rated x 8' | \$664.00 |
| M200 | Steel Mullion - Panic Rated x 10' | \$808.00 |
| M200F | Steel Mullion - 3 Hour Fire Rated x 7' | \$900.00 |
| M200F | Steel Mullion - 3 Hour Fire Rated x 8' | \$915.00 |
| KEYED REMOVABLE MULLIONS: | | |
| KRM200 | Steel Mullion - Panic Rated x 7' | \$1,076.00 |
| KRM200 | Steel Mullion - Panic Rated x 8' | \$1,089.00 |
| KRM200 | Steel Mullion - Panic Rated x 10' | \$1,231.00 |
| KRM200F | Steel Mullion - 1-1/2 Hour Fire Rated x 7' | \$1,300.00 |
| KRM200F | Steel Mullion - 1-1/2 Hour Fire Rated x 8' | \$1,317.00 |

NOTE: Cylinders ordered separately, not included with KRM mullions

| MODEL | PRODUCT DESCRIPTION | CYLINDER LENGTH | COLLAR SIZE | ALL FINISHES |
|---|---|-----------------|--------------|--------------|
| | | | STD. MULLION | |
| MORTISE CYLINDERS FOR KRM SERIES: (CYLINDERS ARE NOT INCLUDED WITH MULLIONS, MUST BE ORDERED SEPARATELY) | | | | |
| 2153 | Standard Cylinder 6-Pin | 1-1/8" | 1765.312 | \$73.00 |
| 2153 | Standard Cylinder 7-Pin | 1-1/4" | 1765.500 | \$75.00 |
| 2196 | Large Format Interchangeable Core Cylinder 6-Pin | 1-1/2" | 1765.750 | \$133.00 |
| 2197 | Large Format Interchangeable Core Cylinder 7-Pin | 1-11/16" | 1765.844 | \$135.00 |
| 5153 | Security Cylinder 6-Pin | 1-1/8" | 1765.312 | \$291.00 |
| 5153 | Security Cylinder 7-Pin | 1-1/4" | 1765.500 | \$295.00 |
| 5196 | Security Large Format Interchangeable Core Cylinder 6-Pin | 1-1/2" | 1765.750 | \$362.00 |
| 5197 | Security Large Format Interchangeable Core Cylinder 7-Pin | 1-11/16" | 1765.844 | \$366.00 |
| K100 | Yale® KeyMark® Cylinder 6- or 7-Pin | 1-1/8" | 1765.312 | \$86.00 |
| K100 | Yale® KeyMark® Cylinder 6- or 7-Pin | 1-1/4" | 1765.500 | |
| K100 | Yale® KeyMark® Cylinder 6- or 7-Pin | 1-1/2" | 1765.750 | |
| K820 | Yale® KeyMark® Large Format Interchangeable Core Cylinder 6-Pin | 1-1/2" | 1765.750 | \$159.00 |
| K820 | Yale® KeyMark® Large Format Interchangeable Core Cylinder 7-Pin | 1-11/16" | 1765.844 | |
| K620 | Yale® KeyMark® Small Format Interchangeable Core Cylinder 6-Pin | 1-1/4" | 1765.500 | \$156.00 |
| K620 | Yale® KeyMark® Small Format Interchangeable Core Cylinder 6- or 7-Pin | 1-3-8" | 1765.563 | |
| A620 | Best® Keyway Small Format Interchangeable Core Cylinder 6-Pin | 1-1/4" | 1765.500 | \$125.00 |
| A620 | Best® Keyway Small Format Interchangeable Core Cylinder 6- or 7-Pin | 1-3-8" | 1765.563 | |
| 2553* | Schlage® "C" Keyway Cylinder 6-Pin - 0-bitted or Keyed Random | 1-1/8" | 1765.312 | \$73.00 |

NOTE: Cylinders ordered separately, not included with KRM mullions

*2553 only available in 606, 612, 613 and 626 finishes.

| MODEL/PART # | PRODUCT DESCRIPTION | LIST PRICE |
|--------------|---|------------|
| M203 | Door Frame Spacer Block | \$48.00 |
| M204 | Door Frame Angle Bracket | |
| 60-7000-0750 | Locking Mechanism for KRM200(F) | \$463.00 |
| 60-7000-0755 | Top Retainer Pack for KRM200(F) | \$202.00 |
| 60-7000-0759 | Top Retainer Pack for M200(F) x 7' or 8' | \$202.00 |
| 60-7000-0760 | Bottom Retainer Pack for KRM200(F) | \$136.00 |
| 60-7000-0763 | Bottom Retainer Pack for M200(F) x 7' or 8' | \$136.00 |

When Ordering: Specify finish where required.



DISTRIBUTOR LIST PRICES

1800 SERIES GRADE 1 EXIT DEVICES

DOOR WIDTHS: Prices are for standard sizes only. When ordering, suffix width as follows: 18X0-36, 18X0-42 or 18X0-48. No other sizes available.

VARIATIONS: Exit Devices and Trims are priced separately. In order to determine the full list price of a 1800 Series Exit Device with trim, it is necessary to add the list price of the device model number and the list price of the trim model number.

STANDARD FINISHES: Products will be furnished only in the following finishes.

| ANSI/BHMA CODE | FINISH DESCRIPTION |
|----------------------|----------------------|
| EXIT DEVICES: | |
| 689 | Aluminum Painted |
| 691 | Light Bronze Painted |
| 693 | Black Painted |
| 695 | Dark Bronze Painted |

| ANSI/BHMA CODE | FINISH DESCRIPTION |
|----------------|-----------------------|
| TRIMS: | |
| 626 | Satin Chrome Plated |
| 630 | Satin Stainless Steel |
| 689 | Aluminum Painted |
| 691 | Light Bronze Painted |
| 693 | Black Painted |
| 695 | Dark Bronze Painted |

CYLINDERS: Standard 6-Pin cylinders included with 440F Series Rose Trim only. All other keyed trim priced less cylinder, the list price of the cylinder must be added if cylinders are required. Specify cylinder and cylinder collar with collar size.

| PRODUCT DESCRIPTION | ADD |
|--|----------|
| DOOR WIDTH: | |
| 36" Door Width - Specify 18 X0-36 | STD |
| 42" Door Width - Specify 18 X0-42 | \$0.00 |
| 48" Door Width - Specify 18 X0-48 | \$50.00 |
| "X" Specify "0" for Rim or "1" for Vertical Rod | |
| Door Thickness: Doors over 2-1/4" | \$43.00 |
| SLEEVE NUTS: Factory orders only for exact quantity | |
| SN-104 (For interlock bracket on fire-rated mullions) | \$4.00 |
| SN-134 (4 Pack) | \$6.20 |
| TORX® SECURITY HEAD SCREWS: Standard size only | |
| Rim Exit Device | \$38.00 |
| UL Rim Exit Device | |
| Vertical Rod Exit Device | \$100.00 |
| UL Vertical Rod Exit Device | |
| 420F Series | \$6.00 |
| 210F, 440F Series Trim | N/A |



DISTRIBUTOR LIST PRICES

1800 SERIES EXIT DEVICE HOW TO ORDER

| 1 | 8 | X | 0 | Suffix | -XX | Outside Trim | Finish | Other Info |
|---|---|---|---|---|---|--------------------------|--|---|
| | | Third Digit: "0" - Rim Device "1" - SVR Device | | No Suffix - Panic label "F" - Fire exit device | Size: (DOW=Door Opening Width) "36" - 30" - 36" (76cm to 91cm) DOW "42" - 36" to 42" (91cm to 107cm) DOW "48" - 42" to 48" (107cm to 122cm) DOW | Trim Model Number | 689 691 693 695 | Door Hand - RHR or LHR (SVR or lever escutcheon trim only). Devices are field reversible. SN-134, 1/4-20 Sleeve Nuts (pack of 4). SN-104, 10-24 Sleeve Nuts (pack of 4). Door thickness: over 1-3/4" (45mm). Rod Extensions: (quantity) 2010-2 (quantity) 2010-6 (quantity) 2010-12 Shim Kits: (quantity) 223 (quantity) 224 Optional Strike Bottom Pullman Latch (SVR device) Removable Mullion: M200 (Panic) M200F (Fire) KRM200 (Panic) KRM200F (Fire) Custom Cylinder & Cylinder Ring Factory Keying |

NOTE: Vertical rod exit devices are 7' standard.
 Panic and Fire Rated use rod extensions up to 8'.

When Ordering: Specify design, hand and finish.
 Specify width for all exits and height for SVR.



DISTRIBUTOR LIST PRICES

1800 SERIES GRADE 1 FLAT BAR EXIT DEVICE

| MODEL # | PRODUCT DESCRIPTION | 689 691 693 695 | APPROX. SHIPPING WT. LBS. |
|---|---------------------|--------------------|---------------------------------|
| RIM: | | | |
| 1800 | Panic Rated | \$241.00 | 11 |
| 1800F | Fire Rated | \$330.00 | 11 |
| SURFACE VERTICAL ROD: | | | |
| 1810* | Panic Rated | \$363.00 | 16 |
| 1810F | Fire Rated | \$452.00 | 16 |
| * Bottom Pullman Latch (Not for Fire Rated) | | \$33.00 | — |

1800 SERIES EXIT DEVICE TRIMS

| MODEL # | PRODUCT DESCRIPTION | 689 691 693 695 | 630 |
|---------|--|--------------------|----------|
| 213F | Escutcheon x Cylinder – Nightlatch | \$72.00 | — |
| 214F | Pull Plate – Dummy Trim | | |
| 217F | Pull Plate x Cylinder – Dummy Trim | | |
| 420F | Blank Escutcheon Plate – Exit Only | \$198.00 | \$225.00 |
| 421F | Escutcheon x Cylinder – Nightlatch | | |
| 426F | Lever x Escutcheon x Cylinder AU-MO-PB – Classroom/Storeroom | \$275.00 | \$302.00 |
| 427F | Lever x Escutcheon x Cylinder AU-MO-PB – Classroom/Storeroom | | |
| 428F | Lever x Escutcheon AU-MO-PB – Dummy Trim | | |
| 429F | Lever x Escutcheon AU-MO-PB – Dummy Trim | | |

NOTE: Cylinder reference indicates function only, all trims are **less cylinder**.
Cylinder rings/collars not furnished with trims ordered less cylinders.

| MODEL # | PRODUCT DESCRIPTION | 689 691 695 | 626 693 |
|--|-----------------------|----------------|----------|
| ROSE TRIMS: (Standard Cylinders Included) | | | |
| 441F | AU-MO-PB Key-In-Lever | \$159.00 | \$186.00 |
| 446F | AU-MO-PB Key-In-Lever | | |
| 448F | AU-MO-PB Active Lever | \$127.00 | \$154.00 |
| 449F | AU-MO-PB Rigid Lever | | |



MISCELLANEOUS

| MODEL # | PRODUCT DESCRIPTION | ALL FINISHES |
|--|---|--------------|
| RIM CYLINDERS FOR 210F, 420F SERIES TRIM: | | |
| 1109 | Standard Cylinder 6-Pin | \$73.00 |
| 1709 | CMK Cylinder 6-Pin | \$89.00 |
| A640 | Best® Keyway Small Format Interchangeable Core Cylinder 6- or 7-Pin | \$125.00 |
| 2109 | Schlage® "C" Keyway Cylinder 6-Pin - 0-bitted or Keyed Random | \$73.00 |

NOTE: Cylinder Rings/Collars no charge if ordered with cylinder.
Specify ring/collar and size when ordering.

| MODEL # | PRODUCT DESCRIPTION | ADD TO TRIM | 606 626 |
|--|--|-------------|---------|
| COMPONENT CYLINDERS FOR 440F SERIES TRIM: | | | |
| 1802 | Standard Cylinder 6-Pin | \$0.00 | \$64.00 |
| A600 | Best® Keyway Small Format Interchangeable Core Only 6-or 7-Pin | \$52.00 | \$52.00 |
| 2802 | Schlage® "C" Keyway Cylinder 6-Pin - 0-bitted or Keyed Random | \$0.00 | \$64.00 |

| OPTION | | | |
|-----------|--|-----|--------|
| B- | Prefix for SFIC Core Prep for Key-in-Lever Trim, Less Core | ADD | \$0.00 |

| MODEL # | PRODUCT DESCRIPTION | BLACK |
|---|---|---------|
| RETROFIT KIT: | | |
| ECK2 | Replacement Metal End Cap | \$44.00 |
| STRIKES: | | |
| 702 | V.R. Bottom Strike for Pullman Latch (Optional) | \$36.00 |
| 757F | Rim Strike (Panic and Fire Devices) | \$64.00 |
| 790 | V.R. Bottom Strike for Deadbolt | \$36.00 |
| 791 | V.R. Top Roller Strike | \$70.00 |
| 793 | Rim Strike for Doors Pairs (optional) | \$59.00 |
| 794 | V.R. Bottom Strike for Deadbolt (optional) | \$36.00 |
| 797 | V.R. Top Bracket (optional) | \$6.00 |
| SHIM KITS TO CLEAR GLASS MOLDINGS: | | |
| 223 | 1/4" Shim Kit for Rim Device | \$63.00 |
| 224 | 1/4" Shim Kit for V.R. Device | \$93.00 |

| MODEL # | PRODUCT DESCRIPTION | 689 691 693 695 |
|--|---------------------|--------------------|
| EXTENSION RODS: | | |
| 2010-2 | 2" Extension | \$45.00 |
| 2010-6 | 6" Extension | \$59.00 |
| 2010-12 | 12" Extension | \$73.00 |
| DOGGING KEY 60-7000-1131: (no finish) | | \$2.00 |



MULLIONS

| MODEL # | PRODUCT DESCRIPTION | 600 |
|----------------------------------|--|------------|
| REMOVABLE MULLIONS: | | |
| M200 | Steel Mullion - Panic Rated x 7' | \$647.00 |
| M200 | Steel Mullion - Panic Rated x 8' | \$664.00 |
| M200 | Steel Mullion - Panic Rated x 10' | \$808.00 |
| M200F | Steel Mullion – 3 Hour Fire Rated x 7' | \$900.00 |
| M200F | Steel Mullion – 3 Hour Fire Rated x 8' | \$915.00 |
| KEYED REMOVABLE MULLIONS: | | |
| KRM200 | Steel Mullion - Panic Rated x 7' | \$1,076.00 |
| KRM200 | Steel Mullion - Panic Rated x 8' | \$1,089.00 |
| KRM200 | Steel Mullion – Panic Rated x 10' | \$1,231.00 |
| KRM200F | Steel Mullion – 1-1/2 Hour Fire Rated x 7' | \$1,300.00 |
| KRM200F | Steel Mullion – 1-1/2 Hour Fire Rated x 8' | \$1,317.00 |

NOTE: Cylinders ordered separately, not included with KRM mullions


| MODEL | PRODUCT DESCRIPTION | CYLINDER LENGTH | COLLAR SIZE | ALL FINISHES |
|---|---|-----------------|-------------|--------------|
| MORTISE CYLINDERS FOR KRM SERIES: (Cylinders are not included with mullions, must be ordered separately) | | | | |
| 2153 | Standard Cylinder 6-Pin | 1-1/8" | 1765.312 | \$73.00 |
| A620 | Best® Keyway Small Format Interchangeable Core Cylinder 6-Pin | 1-1/4" | 1765.500 | \$125.00 |
| A620 | Best® Keyway Small Format Interchangeable Core Cylinder 6- or 7-Pin | 1-3-8" | 1765.563 | |
| 2553* | Schlage® "C" Keyway Cylinder 6-Pin - 0-bitted or Keyed Random | 1-1/8" | 1765.312 | \$73.00 |

NOTE: Cylinder collars are furnished at no charge when ordered with cylinder. Specify collar size when ordering.
*2553 only available in 606, 612, 613 and 626 finishes.

| MODEL/PART # | PRODUCT DESCRIPTION | LIST PRICE |
|--------------|---|------------|
| M203 | Door Frame Spacer Block | \$48.00 |
| M204 | Door Frame Angle Bracket | |
| 60-7000-0750 | Locking Mechanism for KRM200(F) | \$463.00 |
| 60-7000-0755 | Top Retainer Pack for KRM200(F) | \$202.00 |
| 60-7000-0759 | Top Retainer Pack for M200(F) x 7' or 8' | \$202.00 |
| 60-7000-0760 | Bottom Retainer Pack for KRM200(F) | \$136.00 |
| 60-7000-0763 | Bottom Retainer Pack for M200(F) x 7' or 8' | \$136.00 |



DISTRIBUTOR LIST PRICES





1500 SERIES EXIT DEVICES

VARIATIONS: Exit devices and Trim are priced separately. In order to determine the full list price of a 1500 series device with trim, it is necessary to add the list price of the device model number and the list price of the trim model number.

STANDARD FINISHES: Products will be furnished only in the following finishes.

| ANSI/BHMA CODE | FINISH DESCRIPTION |
|----------------|---|
| BRASS: | |
| 605 | Bright Brass, Clear Coated |
| 606 | Satin Brass, Clear Coated |
| 609 | Satin Brass, Blackened, Satin Relieved, Clear Coated |
| BRONZE: | |
| 611 | Bright Bronze, Clear Coated |
| 612 | Satin Bronze, Clear Coated |
| 613E | Dark Oxidized Satin Bronze - equivalent |
| 616 | Satin Bronze, Blackened, Satin Relieved, Clear Coated |

| ANSI/BHMA CODE | FINISH DESCRIPTION |
|-------------------------|--|
| CHROME: | |
| 626 | Satin Chrome Plated |
| NICKEL: | |
| 619 | Satin Nickel Plated, Clear Coated |
| 620 | Satin Nickel Plated, Blackened, Satin Relieved, Clear Coated |
| STAINLESS STEEL: | |
| 629 | Bright Stainless Steel |
| 630 | Satin Stainless Steel |
| PAINTED: | |
| 693 | Black Painted |
| BSP | Black Suede Powder Coat |
| WSP | White Suede Powder Coat |

- 609, 616 and 620 finishes will be provided per factory standard. To assure color match, please provide a sample.
- 613 and 722 finishes available by Special Product Application Request only. This form is available on the Yale extranet and should be submitted to TPS.

CYLINDERS: Keyed trim priced less cylinder, the list price of the cylinder must be added if cylinders are required. Specify cylinder and cylinder collar with collar size.

| PRODUCT DESCRIPTION | ADD |
|--|---------|
| DUST GUARD: Prefix "D" to model number (refer to catalog for available cylinders) | \$49.00 |
| SLEEVE NUTS: Factory orders only for exact quantity | |
| Rim, Mortise and CVR | \$15.00 |
| UL Rim, Mortise and CVR | \$25.00 |
| Surface Vertical Rod (SVR) | \$25.00 |
| UL Surface Vertical Rod (SVR) | \$25.00 |
| REINFORCED CROSSBAR: | \$50.00 |
| 48" CROSSBAR | \$57.00 |
| ABRASIVE COATING: On Crossbar | \$50.00 |
| Door Thickness: Doors over 2-1/4" | \$43.00 |
| REFLECTION LEVERS: The following levers are no longer available in 629 and 630 finishes, TT, TU, TV, TW, TX, TY, UW, UX, TZ, TG, TJ, TK, TO, TE, TI and TD. | — |

When Ordering: Specify design, hand and finish.



1500 SERIES EXIT DEVICES - HOW TO ORDER

| 15 | X | 0 | Suffix | Size | Design | Trim | Finish | Other Info |
|----|----------------------|---|---|--------------------------|-----------------------|--------------------------|--------------|--|
| | Third Digit: | | Mechanical Feature: | Size: | Trim Design: | Trim Model Number | See Page 165 | Other Information: |
| | “0” - Rim Device | | “F” Fire Exit Device | (DOW=Door Opening Width) | (Lever or knob only.) | | | Door Hand All devices and lever handle trim. |
| | “1” - SVR Device | | “K5” Mortise Device, EO or Entry by Key with/without Rigid Knob. | “36” 30" to 36" DOW | | | | Door Thickness over 1-3/4" (45mm). |
| | “2” - CVR Device | | “K8” Mortise Device, Entry by Knob. | “48” 36" to 48" DOW | | | | Fastener Options Torx® security screws, SNB (wood, composite or unreinforced metal doors). |
| | “3” - Mortise Device | | “L5” Mortise Device, Entry by Key with/without Rigid Lever. | | | | | Specialty Cylinders & Components |
| | | | “L8” Mortise Device, Entry by Lever. | | | | | |
| | | | “T5” Mortise Device with Thumbpiece Trim | | | | | |
| | | | “T8” Mortise Device, Active Thumbpiece Trim. | | | | | |

NOTE: Vertical rod exit devices are 7' standard.
Panic Rated use rod extensions up to 10'.
Fire Rated use rod extensions up to 8'.

When Ordering: Specify width, hand and finish.
Specify height for vertical rods.



DISTRIBUTOR LIST PRICES

1500 SERIES EXIT DEVICES

| MODEL # | PRODUCT DESCRIPTION | 605 619 | 606 620 | 609 626 | 611 629 | 612 630 | 613E 693 | 616 BSP | WSP |
|---|---------------------|------------|------------|------------|------------|------------|-------------|------------|-------------|
| RIM: | | | | | | | | | |
| 1500 | Panic Rated | | | | | | | | \$1,772.00 |
| 1500F | Fire Rated | | | | | | | | \$2,014.00 |
| SURFACE VERTICAL ROD: | | | | | | | | | |
| 1510 | Panic Rated | | | | | | | | \$2,144.00 |
| 1510F | Fire Rated | | | | | | | | \$2,386.00 |
| CONCEALED VERTICAL ROD: | | | | | | | | | |
| 1520 | Panic Rated | | | | | | | | \$2,300.00 |
| 1520F | Fire Rated | | | | | | | | \$2,542.00 |
| MORTISE: | | | | | | | | | |
| 1530 | Panic Rated | | | | | | | | \$2,050.00 |
| 1530F | Fire Rated | | | | | | | | \$2,292.00 |
| OPTION: | | | | | | | | | |
| Bottom Pullman Latch for 1510 SVR Exit Device | | | | | | | | | ADD \$33.00 |

When Ordering: Specify width, hand and finish.
Specify height for vertical rods.



ESCUTCHEON TRIMS

FOR 1500 SERIES RIM, VERTICAL ROD AND CVR DEVICES (ALL TRIMS PRICED LESS CYLINDER)

| MODEL # | PRODUCT DESCRIPTION | 605 606 609 611 ² 612 613E 616 619 620 626' 629' 630' 693 BSP WSP |
|---------|--|---|
| 620F | Blank Escutcheon | \$315.00 |
| 621F | Escutcheon x Cylinder | |
| 622F | Knob x Escutcheon x Cylinder CO | \$526.00 |
| 623F | Knob x Escutcheon x Cylinder CO | |
| 624F | Knob x Escutcheon CO | |
| 625F | Knob x Escutcheon CO | |
| 626F | Lever x Escutcheon x Cylinder AR-AU-CR-JN-MO-PB-PN-VI-HA* | |
| 627F | Lever x Escutcheon x Cylinder AR-AU-CR-JN-MO-PB-PN-VI-HA* | |
| 628F | Lever x Escutcheon AR-AU-CR-JN-MO-PB-PN-VI-HA* | |
| 629F | Lever x Escutcheon AR-AU-CR-JN-MO-PB-PN-VI-HA* | |
| 630F | Blank Escutcheon | \$226.00 |
| 631F | Escutcheon x Cylinder | |
| 632F | Pull x Escutcheon x Cylinder | \$315.00 |
| 633F | Pull x T.P. x Escut. x Cyl. | \$439.00 |
| 634F | Pull x Escutcheon | \$315.00 |
| 635F | Pull x T.P. x Escutcheon | \$439.00 |

- *See the Variations page for HA price add.
1. Escutcheon is plated to simulate Stainless Steel.
 2. 611 finish is not available on 630, 660 and 670 Series Trims.

WITH REFLECTIONS® SERIES LEVER DESIGNS:

| MODEL # | PRODUCT DESCRIPTION | 605 606 611 612 613E 619 626' 629' 630' BSP WSP |
|---------|-------------------------------|--|
| 626F | Lever x Escutcheon x Cylinder | \$526.00 |
| 627F | Lever x Escutcheon x Cylinder | |
| 628F | Lever x Escutcheon | |
| 629F | Lever x Escutcheon | |

1. Escutcheon is plated to simulate Stainless Steel. See the Variations page for details.

NOTE: Cylinder reference indicates function only, all trims are **less cylinder**.
See Page 170 if cylinders are required.

When Ordering: Specify design and finish.



ESCUTCHEON TRIMS

FOR 1530 SERIES MORTISE DEVICES (ALL TRIMS PRICED LESS CYLINDER)

| MODEL # | PRODUCT DESCRIPTION | 605 606 609 611 ² 612 |
|---------|---|--|
| | | 613E 616 619 620 626 ¹ 629 ¹ 630 ¹ 693 BSP WSP |
| 620F | Blank Escutcheon – Exit Only - Lever/Knob Prep | \$315.00 |
| 630F | Blank Escutcheon – Exit Only - Pull Handle Prep | \$226.00 |
| 634F | Pull x Escutcheon – Dummy Trim Pull Plate | \$315.00 |
| 651F | Escutcheon x Cylinder – Nightlatch | |
| 652F | Knob x Escutcheon x Cylinder – Classroom/Storeroom CO | \$526.00 |
| 654F | Knob x Escutcheon – Dummy Trim Rigid CO | |
| 356F | Lever x Escutcheon x Cylinder – Classroom AR-AU-CR-JN-MO-PB-PN-VI-HA ³ | \$530.00 |
| 358F | Lever x Escutcheon – Passage and Dummy Rigid Lever AR-AU-CR-JN-MO-PB-PN-VI-HA ³ | |
| 661F | Escutcheon x Cylinder – Nightlatch | \$226.00 |
| 662F | Pull x Escutcheon x Cylinder – Nightlatch x Pull | \$315.00 |
| 673F | Pull x T.P. x Escutcheon x Cylinder – Classroom/T-Piece | \$439.00 |
| 675F | Pull x T.P. x Escutcheon – Passage/T-Piece | |

WITH REFLECTIONS® SERIES LEVER DESIGNS:

| MODEL # | PRODUCT DESCRIPTION | 605 606 611 612 613E 619 |
|---------|--|--|
| | | 626 ¹ 629 ¹ 630 ¹ BSP WSP |
| 356F | Lever x Escutcheon x Cylinder – Classroom | \$530.00 |
| 358F | Lever x Escutcheon – Passage and Dummy Rigid Lever | |

1. Escutcheon is plated to simulate Stainless Steel. See the Variations page for details.
2. 611 finish is not available on 630, 660 and 670 Series Trims.
3. See page 163 for HA lever add

NOTE: Cylinder reference indicates function only, all trims are **less cylinder**.
See Page 170 for cylinders if cylinders are required.

When Ordering: Specify design, hand and finish.



CYLINDERS

| MODEL # | PRODUCT DESCRIPTION | *ALL FINISHES |
|--|--|---------------|
| RIM CYLINDERS FOR 620F, 630F SERIES TRIM: | | |
| 1109 | Standard Cylinder 6-Pin | \$73.00 |
| 1109 | Standard Cylinder 7-Pin | \$75.00 |
| 1709 | CMK Cylinder 6-Pin | \$89.00 |
| 1709 | CMK Cylinder 7-Pin | \$91.00 |
| 1193 | Large Format Interchangeable Core Cylinder 6-Pin | \$133.00 |
| 1193 | Large Format Interchangeable Core Cylinder 7-Pin | \$135.00 |
| 5109 | Security Cylinder 6-Pin | \$291.00 |
| 5109 | Security Cylinder 7-Pin | \$295.00 |
| U5109 | High Security Cylinder 6-Pin | \$391.00 |
| U5109 | High Security Cylinder 7-Pin | \$395.00 |
| 5193 | Security Large Format Interchangeable Core Cylinder 6-Pin | \$362.00 |
| 5193 | Security Large Format Interchangeable Core Cylinder 7-Pin | \$366.00 |
| K300 | Yale® KeyMark® Cylinder 6- or 7-Pin | \$94.00 |
| K840 | Yale KeyMark Large Format Interchangeable Core Cylinder 6-Pin or 7-Pin | \$159.00 |
| K640 | Yale KeyMark Small Format Interchangeable Core Cylinder 6- or 7-Pin | \$156.00 |
| A640 | Best® Keyway Small Format Interchangeable Core Cylinder 6- or 7-Pin | \$125.00 |
| 2109 | Schlage® "C" Keyway Cylinder 6-Pin - 0-bitted or Keyed Random | \$73.00 |
| MORTISE CYLINDERS 350F, 650F, 660F, 670F SERIES TRIM: | | |
| 2153 | Standard Cylinder 6-Pin | \$73.00 |
| 2153 | Standard Cylinder 7-Pin | \$75.00 |
| 2196 | Large Format Interchangeable Core Cylinder 6-Pin | \$133.00 |
| 2197 | Large Format Interchangeable Core Cylinder 7-Pin | \$135.00 |
| 5153 | Security Cylinder 6-Pin | \$291.00 |
| 5153 | Security Cylinder 7-Pin | \$295.00 |
| U5153 | High Security Cylinder 6-Pin | \$391.00 |
| U5153 | High Security Cylinder 7-Pin | \$395.00 |
| 5196 | Security Large Format Interchangeable Core Cylinder 6-Pin | \$362.00 |
| 5197 | Security Large Format Interchangeable Core Cylinder 7-Pin | \$366.00 |
| K100 | Yale® KeyMark® Cylinder 6- or 7-Pin | \$86.00 |
| K820 | Yale KeyMark Large Format Interchangeable Core Cylinder 6-Pin or 7-Pin | \$159.00 |
| K620 | Yale KeyMark Small Format Interchangeable Core Cylinder 6-Pin or 7-Pin | \$156.00 |
| A620 | Best® Keyway Small Format Interchangeable Core Cylinder 6- or 7-Pin | \$125.00 |

*Rim cylinders not available in 629 or 630 finishes.

NOTES: Cylinder rings/collars furnished at no charge when ordered with cylinder.
 Specify ring/collar size when ordering.
 Yale® KeyMark® and Security products are priced separately. The cylinders are not discounted the same as the trim.

When Ordering: Specify finish where required.



DISTRIBUTOR LIST PRICES

1500 SERIES MISCELLANEOUS

| MODEL # | PRODUCT DESCRIPTION | ALL FINISHES |
|------------------------|---|--------------|
| STRIKES: | | |
| 702 | Floor Strike (for bottom Pullman Latch, optional) | \$36.00 |
| 712 | Strike for overlapping astragal (optional for 1530) | |
| 718 | Open Back Strike (optional) | \$153.00 |
| 790 | Bottom Deadbolt Strike | \$36.00 |
| 791 | Upper Latch Strike | \$70.00 |
| 793 | Rim Strike (optional) | \$59.00 |
| 794 | Bottom Deadbolt Strike (optional) | \$36.00 |
| 797 | Bracket for Flush Doors (optional) | \$6.00 |
| 798 | ANSI Universal Strike (for 1530) | \$36.00 |
| 799 | Rim Strike | \$73.00 |
| 202 | Strike Box (optional) | \$2.00 |
| MORTISE LOCKS: | | |
| 15KF | Mortise Lock Knob or Pull Trim, F01-F02-F03 | \$728.00 |
| 15LF | Mortise Lock Lever Trim, F01-F02-F03 | |
| 18KF | Mortise Lock Knob Trim, F08 | |
| 18LF | Mortise Lock Lever Trim, F08 | |
| 18TF | Mortise Lock Thumbturn Trim, F05 | |
| EXTENSION RODS: | | |
| 7010-2 | 2" Extension | \$73.00 |
| 7010-6 | 6" Extension | \$87.00 |
| 7010-12 | 12" Extension | \$101.00 |
| 7010-24 | 24" Extension | \$122.00 |

When Ordering: Specify finish where required.



REMOVABLE MULLIONS

| MODEL # | PRODUCT DESCRIPTION | 600 |
|----------------------------------|--|------------|
| REMOVABLE MULLIONS: | | |
| M200 | Steel Mullion – Panic Rated x 7' | \$647.00 |
| M200 | Steel Mullion – Panic Rated x 8' | \$664.00 |
| M200 | Steel Mullion – Panic Rated x 10' | \$808.00 |
| M200F | Steel Mullion – 3 Hour Fire Rated x 7' | \$900.00 |
| M200F | Steel Mullion – 3 Hour Fire Rated x 8' | \$915.00 |
| KEYED REMOVABLE MULLIONS: | | |
| KRM200 | Steel Mullion – Panic Rated x 7' | \$1,076.00 |
| KRM200 | Steel Mullion – Panic Rated x 8' | \$1,089.00 |
| KRM200 | Steel Mullion – Panic Rated x 10' | \$1,231.00 |
| KRM200F | Steel Mullion – 1-1/2 Hour Fire Rated x 7' | \$1,300.00 |
| KRM200F | Steel Mullion – 1-1/2 Hour Fire Rated x 8' | \$1,317.00 |

NOTE: Cylinders ordered separately, not included with KRM mullions

| MODEL | PRODUCT DESCRIPTION | CYLINDER LENGTH | COLLAR SIZE | ALL FINISHES |
|---|---|-----------------|--------------|--------------|
| | | | STD. MULLION | |
| MORTISE CYLINDERS FOR KRM SERIES: (CYLINDERS ARE NOT INCLUDED WITH MULLIONS, MUST BE ORDERED SEPARATELY) | | | | |
| 2153 | Standard Cylinder 6-Pin | 1-1/8" | 1765.312 | \$73.00 |
| 2153 | Standard Cylinder 7-Pin | 1-1/4" | 1765.500 | \$75.00 |
| 2196 | Large Format Interchangeable Core Cylinder 6-Pin | 1-1/2" | 1765.750 | \$133.00 |
| 2197 | Large Format Interchangeable Core Cylinder 7-Pin | 1-11/16" | 1765.844 | \$135.00 |
| 5153 | Security Cylinder 6-Pin | 1-1/8" | 1765.312 | \$291.00 |
| 5153 | Security Cylinder 7-Pin | 1-1/4" | 1765.500 | \$295.00 |
| 5196 | Security Large Format Interchangeable Core Cylinder 6-Pin | 1-1/2" | 1765.750 | \$362.00 |
| 5197 | Security Large Format Interchangeable Core Cylinder 7-Pin | 1-11/16" | 1765.844 | \$366.00 |
| K100 | Yale® KeyMark® Cylinder 6- or 7-Pin | 1-1/8" | 1765.312 | \$86.00 |
| K100 | Yale® KeyMark® Cylinder 6- or 7-Pin | 1-1/4" | 1765.500 | |
| K100 | Yale® KeyMark® Cylinder 6- or 7-Pin | 1-1/2" | 1765.750 | |
| K820 | Yale® KeyMark® Large Format Interchangeable Core Cylinder 6-Pin | 1-1/2" | 1765.750 | \$159.00 |
| K820 | Yale® KeyMark® Large Format Interchangeable Core Cylinder 7-Pin | 1-11/16" | 1765.844 | |
| K620 | Yale® KeyMark® Small Format Interchangeable Core Cylinder 6-Pin | 1-1/4" | 1765.500 | \$156.00 |
| K620 | Yale® KeyMark® Small Format Interchangeable Core Cylinder 6- or 7-Pin | 1-3-8" | 1765.563 | |
| A620 | Best® Keyway Small Format Interchangeable Core Cylinder 6-Pin | 1-1/4" | 1765.500 | \$125.00 |
| A620 | Best® Keyway Small Format Interchangeable Core Cylinder 6- or 7-Pin | 1-3-8" | 1765.563 | |
| 2553* | Schlage® "C" Keyway Cylinder 6-Pin - 0-bitted or Keyed Random | 1-1/8" | 1765.312 | \$73.00 |

NOTE: Cylinders ordered separately, not included with KRM mullions

*2553 only available in 606, 612, 613 and 626 finishes.

| MODEL/PART # | PRODUCT DESCRIPTION | LIST PRICE |
|--------------|---|------------|
| M203 | Door Frame Spacer Block | \$48.00 |
| M204 | Door Frame Angle Bracket | |
| 60-7000-0750 | Locking Mechanism for KRM200(F) | \$463.00 |
| 60-7000-0755 | Top Retainer Pack for KRM200(F) | \$202.00 |
| 60-7000-0759 | Top Retainer Pack for M200(F) x 7' or 8' | |
| 60-7000-0760 | Bottom Retainer Pack for KRM200(F) | \$136.00 |
| 60-7000-0763 | Bottom Retainer Pack for M200(F) x 7' or 8' | |



DISTRIBUTOR LIST PRICES

5800 SERIES CAST IRON DOOR CLOSERS

STANDARD FINISHES: Products will be furnished only in the following finishes.

| ANSI/BHMA CODE | FINISH DESCRIPTION |
|----------------|---------------------|
| 689 | Aluminum Painted |
| 690 | Dark Bronze Painted |

Adjustable Sizes 1 thru 6

| MODEL # | PRODUCT DESCRIPTION | CASE QUANTITY | APPROX. SHIPPING WT. LBS. EACH | LIST PRICE |
|-----------------------|--|---------------|--------------------------------|------------|
| NON-HOLD OPEN: | | | | |
| 5801 | Regular, Parallel, Top Jamb to 3" Reveal | 4 | 12 | \$418.00 |
| 5801DL | Regular, Parallel, Top Jamb to 3" Reveal with Delayed Action | 4 | 12 | \$460.00 |
| 5821 | Stop Only | 4 | 14 | \$472.00 |
| 5831 | Stop Only with Spring | 4 | 14 | \$595.00 |
| HOLD OPEN: | | | | |
| 5811 | Regular, Parallel, Top Jamb to 2-3/4" Reveal | 4 | 12 | \$449.00 |
| 5821T | Holder/Stop Thumbturn | 4 | 14 | \$503.00 |
| 5831T | Holder/Stop Thumbturn with Spring | 4 | 14 | \$626.00 |

Note: Sleeve Nuts furnished standard with all models. For heavy-duty parallel rigid arm applications, specify 5821 or 5821T, stop is removable.

ACCESSORIES AND PARTS

| MODEL # | PRODUCT DESCRIPTION | LIST PRICE |
|---------------------|--|------------|
| DROP PLATES: | | |
| 5800RDP | Narrow Frame Drop Plate (Regular Arm) | \$87.00 |
| 5800PDP | Narrow Top Rail Drop Plate (Parallel Arm) | |
| COVER: | | |
| 5800COV | Cover Only | \$30.00 |
| SCREW PACKS: | | |
| 5800SP | Screw Pack | \$12.00 |
| SN-134 | Sleeve Nuts Only 1-3/4" Door | \$6.20 |
| TBGN134-47 | Through-Bolts and Grommet Nuts 1-3/4" Door | \$13.80 |

*No charge when ordered with closer.

| MODEL # | PRODUCT DESCRIPTION | LIST PRICE |
|---------|------------------------|------------|
| 2730KIT | Door Saver Spring Stop | \$147.00 |

Specify finish.



DISTRIBUTOR LIST PRICES





DISTRIBUTOR LIST PRICES

4400 SERIES INSTITUTIONAL DOOR CLOSERS

FINISHES AND FASTENERS

| ANSI/BHMA CODE | FINISH DESCRIPTION |
|----------------|---|
| 600 | Primed for Painting |
| 613E | Dark Oxidized Satin Bronze - equivalent |
| 689 | Aluminum Painted |
| 690 | Dark Bronze Painted |
| 691 | Light Bronze Painted |
| 693 | Black Painted |
| 694 | Medium Bronze Painted |
| 696 | Satin Brass Painted |
| BSP | Black Suede Powder Coat |
| WSP | White Suede Powder Coat |

| ANSI/BHMA CODE | FINISH DESCRIPTION |
|----------------|-----------------------------|
| 605^ | Bright Brass, Clear Coated |
| 606^ | Satin Brass, Clear Coated |
| 611^ | Bright Bronze, Clear Coated |
| 612^ | Satin Bronze, Clear Coated |
| 625^ | Bright Chrome Plated |
| 626^ | Satin Chrome Plated |

Closer bodies and plastic covers are available in waterborne acrylic finishes; arms and metal covers are available in powder coat or plated finishes.

^ Plated finish; metal cover required

| ADDITIONAL FINISHING CHARGES | 605, 606, 611, 612, 625, 626 |
|------------------------------|------------------------------|
| Arm | \$317.00 |
| *Cover - Metal | \$218.00 |
| Drop Plates | \$191.00 |
| Sleeve Nuts | \$30.00 |
| Soffit Plates | \$97.00 |

*Metal Cover suffix "M" to closer model number. Cost of metal cover included in plating charge.

| DOOR CLOSER PAINT (PRICE PER CAN) | | | |
|-----------------------------------|--------------------------------------|---------------------------|------------|
| MODEL # | PRODUCT DESCRIPTION | APPROX. SHIPPING WT. LBS. | LIST PRICE |
| 1A | Aluminum Spray Paint (689) | 8 | \$36.00 |
| 2B | Light Bronze Spray Paint (691) | 8 | |
| 5S | Dark Bronze Spray (STAT) Paint (690) | 8 | |
| 6SB | Gold Spray Paint (696) | 8 | |

| PRODUCT OPTIONS | ADD |
|---|----------|
| SPECIAL FINISHES: | |
| <ul style="list-style-type: none"> Contact factory for availability A set-up fee will be added to EACH purchase order that lists non-standard sprayed or powder coat finishes. Discount 50% only. Fee will appear as a separate line item on invoice: SETUPDCG. | \$800.00 |
| 6FIN - Sprayed Finish Samples | \$36.00 |
| 600 special rust inhibiting prime coat. | \$36.00 |
| LEAD-LINED METAL COVER: (4400M only) | \$179.00 |
| *GROMMET NUTS: Suffix "TBGN" to model number (1-3/8", 1-3/4" doors) | |
| Ordered with closer - PKG of 4 each | N/C |
| *SLEEVE NUTS: Bolts excluded | |
| Ordered with closer - Steel base material - PKG of 4 each | \$2.00 |
| Ordered with closer or separately - Stainless Steel - PKG of 4 each (1-3/4" door only) | \$82.00 |
| *SECURITY TORX® HEAD SCREWS: Standard sizes only - each screw (machine screws only - no self-drilling/self-tapping or wood screws available) | \$1.00 |
| TORX® TOOL KIT #20-0040-0868-005 | |
| Includes one handle/driver and six bits; T10, T15, T20, T25, T27 and T30 NOTE: <i>Furnished no charge with first 30 closers. Another kit furnished with each additional 50 closers.</i> | \$181.00 |

*See Page 178 for packages.

Refer to Page 178 for Torx® screw packages.



DISTRIBUTOR LIST PRICES

SERIES 4400, 4400S CLOSERS

4400 SERIES CLOSER - Adjustable Sizes 1 thru 6

(6 per case)

| MODEL # | PRODUCT DESCRIPTION | APPROX. SHIPPING WT. LBS. | LIST PRICE |
|-----------------------|--|---------------------------|------------|
| NON-HOLD OPEN: | | | |
| 4400 | Regular, Parallel, Top Jamb to 3" Reveal | 13 | \$520.00 |
| TJS4400 | Top Jamb Only Reveals 0-3" (Handed) | 13 | |
| TJ4400 | Top Jamb Only Reveals 2-3/4" to 7" (to 150°) | 13 | |
| TJL4400 | Top Jamb Only Reveals 2-3/4" to 7" (to 180°) | 13 | |
| PR4400 | Parallel Rigid Arm | 13 | \$543.00 |
| 4480 | Regular Low Profile Arm | 13 | \$520.00 |
| PA4480 | Parallel Low Profile Arm | 13 | |
| 4400ST | Pull Side Slide Track | 13 | \$582.00 |
| P4400ST | Push Side Slide Track | 13 | |
| 4440ST | Pull Side Low Profile Slide Track | 13 | |
| P4440ST | Push Side Low Profile Slide Track | 13 | |
| 4420 | Stop Only | 14 | \$582.00 |
| 4430 | Stop Only with Spring | 15 | \$732.00 |
| ^UNI4400 | UNI Stop™ Door Control | 15 | \$758.00 |
| *UNIJ4400 | Top Jamb UNI Stop™ Door Control | 15 | \$800.00 |
| HOLD OPEN: | | | |
| 4410 | Regular, Parallel, Top Jamb to 3" Reveal | 13 | \$566.00 |
| TJ4410 | Top Jamb Only Reveals 2-3/4" to 6-3/4" (to 150°) | 13 | |
| TJL4410 | Top Jamb Only Reveals 2-3/4" to 6-3/4" (to 180°) | 13 | |
| PR4410 | Parallel Rigid Arm (Handed) | 13 | \$599.00 |
| 4410ST | Pull Side Slide Track | 13 | \$623.00 |
| P4410ST | Push Side Slide Track | 13 | |
| 4450ST | Pull Side Low Profile Slide Track | 13 | |
| P4450ST | Push Side Low Profile Slide Track | 13 | |
| 4420T | Holder/Stop Thumbturn | 14 | \$640.00 |
| 4430T | Holder/Stop Thumbturn with Spring | 15 | \$791.00 |
| ^UNI4410 | UNI Stop™ Door Control | 15 | \$839.00 |
| *UNIJ4410 | Top Jamb UNI Stop™ Door Control | 15 | \$893.00 |

*When Ordering Specify Reveal. ^When Ordering Specify Door Width.

NOTE: Sleeve Nuts furnished standard with PR, Holder/Stop, Holder/Stop Spring and UNI Stop™ arms.

| OPTIONS | | |
|--|-----|---------|
| Delayed Action suffix "DL" to model number | ADD | \$44.00 |
| Double Egress suffix "DE" to Slide Track model number (handed) hinge side only (N/A in Stainless Steel) | ADD | \$80.00 |
| Enhanced Backcheck suffix "EBC" to model number | ADD | \$35.00 |
| Metal Cover suffix "M" to model number (N/A in Stainless Steel) | ADD | \$5.00 |
| ABS Cover suffix "G" to model number | ADD | \$5.00 |
| Offset Soffit Plate prefix "PRO" to model number | ADD | \$27.00 |
| Regular rigid heavy-duty arm prefix "R" to model number TORX® screws not included (N/A in stainless steel). See Page 178 for TORX® screw package. | ADD | \$45.00 |

4400S SERIES CORROSION RESISTANT CLOSER:

(4 per case)

| MODEL # | PRODUCT DESCRIPTION | APPROX. SHIPPING WT. LBS. | LIST PRICE |
|--------------------------------------|--------------------------------------|---------------------------|------------|
| NON-HOLD OPEN: Not Tri-Packed | | | |
| 4400S | Regular Arm or Top Jamb to 3" Reveal | 14 | \$1,088.00 |
| PA4400S | Parallel Arm | 14 | |
| TJ4400S | Top Jamb 2-3/4" to 7" Reveal | 14 | |

Stainless Steel Closers not discounted beyond 50%. Excluded from Buying Program.

RETROFIT PLATES FOR 4400 SERIES:

| MODEL # | PRODUCT DESCRIPTION | LIST PRICE |
|------------|-----------------------------|------------|
| RP44-4040 | Retrofit Plate for LCN 4040 | \$83.00 |
| RP44-4010 | Retrofit Plate for LCN 4010 | |
| RP44-M2020 | Retrofit Plate for Rixson® | |

When Ordering: Specify finish. Specify hand, reveal and door width where noted.



DISTRIBUTOR LIST PRICES

ACCESSORIES FOR SERIES 4400 CLOSERS

BACK PLATES & DROP PLATES FOR 4400 SERIES CLOSERS

| MODEL # | PRODUCT DESCRIPTION | LIST PRICE |
|---------|----------------------------------|------------|
| 486 | Narrow Frame Drop Plate | \$89.00 |
| 486OH | Overhead Door Holder Drop Plate | |
| 486JP | Slide Track Back Plate | |
| 487 | Low Ceiling Clearance Drop Plate | |
| 488 | Narrow Top Rail Drop Plate | |

ACCESSORIES FOR 4400 SERIES CLOSERS:

| MODEL # | PRODUCT DESCRIPTION | LIST PRICE |
|----------------|---|------------|
| *289 | Standard Soffit Plate, Non-Hold Open | \$31.30 |
| 289A-SS | Stainless Steel Soffit Plate, Non-Hold Open | \$65.40 |
| *588 | Standard Soffit Plate, Hold Open | \$26.60 |
| *413A | Soffit Bracket (Mounting Between Doors) | \$44.10 |
| *297 | Narrow Frame/Removable Stop Soffit Plate | |
| *299 | Blade/Applied Stop Soffit Plate | |
| *290 | Extra-Clearance Offset Soffit Plate | |
| *293L | Flush Rabbeted Transom Angle Bracket | \$32.60 |
| *293S | Spacer Block | \$10.20 |
| *589L | Flush Transom Angle Bracket | \$44.10 |
| *291, 291A | Molded/Bull Nose Trim Bracket | |
| 292 | Molded/Bull Nose Trim Bracket | |
| **6190 | UNI Stop™ Soffit Plate Support Bracket | \$48.00 |
| 6191 | UNI Stop™ Wide Frame Reinforcing Kit | \$60.20 |
| 890 | Narrow Frame Support Bracket | \$55.00 |
| 891 | Clearance/Support Blade Stop | |
| 498 | Standard Drop Corner Bracket | \$227.00 |
| 2498 | Extra Drop Mounting Bracket | \$227.00 |
| COVERS: | | |
| 400P | 4400 Series Plastic Covers - Sprayed | \$38.00 |
| 400PG | 4400 ABS Plastic Covers - Sprayed | \$43.00 |
| 400M | 4400 Series Metal Covers - Sprayed | |
| TJ400M | TJ4400 Metal Covers - Sprayed (Handed) | |
| 400MP | 4400 Series Metal Covers - Plated | \$261.00 |
| TJ400MP | TJ4400 Metal Covers - Plated (Handed) | |

* No charge when ordered with closer.

** Furnished regularly with all Parallel Arm UNI Stop™, no extra. When ordering 6191 in place of 6190, no extra.

When Ordering: Specify finish. Specify hand where noted.



DISTRIBUTOR LIST PRICES

CLOSER BODIES AND SCREW PACKAGES

CLOSER BODIES:

| MODEL # | PRODUCT DESCRIPTION | LIST PRICE |
|----------|--|------------|
| 4400LAP | 4400 Door Closer Body | \$407.00 |
| 4400SLAP | 4400S Corrosion Resistant Door Closer Body | \$810.00 |

| OPTIONS | | |
|--|-----|---------|
| Delayed Action suffix "DL" to model number | ADD | \$44.00 |

SCREW PACKS:

| MODEL # | PRODUCT DESCRIPTION | LIST PRICE |
|-------------|---|------------|
| SN-134 | Sleeve Nuts Only 1-3/4" Door | \$6.20* |
| SN-214 | Sleeve Nuts Only 2-1/4" Door | \$69.00 |
| SNB134-47 | Sleeve Nuts and Bolts 1-3/4" Door | \$18.90 |
| SNB200-47 | Sleeve Nuts and Bolts 2" Door | |
| SNB214-47 | Sleeve Nuts and Bolts 2-1/4" Door | \$95.00 |
| SN-134SS | Stainless Steel Sleeve Nuts Only for 1-3/4" Door | \$90.00 |
| SNB134SS-47 | Stainless Steel Sleeve Nuts and Bolts for 1-3/4" Door | \$95.00 |
| TBGN138-47 | Through-Bolts & Grommet Nuts 1-3/8" Door | \$13.80 |
| TBGN134-47 | Through-Bolts & Grommet Nuts 1-3/4" Door | |

NOTE: Sleeve Nuts furnished standard with PR, Holder/Stop, Holder/Stop Spring and UNI Stop™ arms.
 *For PLATED steel sleeve nuts or sleeve nuts and bolts add \$30.00 to list price.

TORX® SCREW PACKS:

| MODEL # | PRODUCT DESCRIPTION | LIST PRICE |
|---------|---|------------|
| TX47 | TORX® Screw Pack, Standard | \$50.00 |
| PRTX47 | TORX® Screw Pack, Parallel Rigid, Holder/Stop or Holder/Stop Spring | \$50.00 |
| RTX47 | TORX® Screw Pack, Regular Rigid Heavy-Duty Arm | \$50.00 |
| UNITX47 | TORX® Screw Pack, UNI Stop™ Arm | \$50.00 |

When Ordering: Specify finish.
 Specify door closer size where noted.



DISTRIBUTOR LIST PRICES

ARMS AND ARM ASSEMBLIES (PARTS)

REGULAR, TOP JAMB AND PARALLEL ARMS

| MODEL # | PRODUCT DESCRIPTION | LIST PRICE |
|------------|--|------------|
| Y400-1 | Regular Arm Assembly Non-Hold Open | \$100.00 |
| 400-1M | Main Arm | \$54.00 |
| Y400-111 | Secondary Arm Assembly | \$57.00 |
| Y400-1W | Arm Assembly Less Rod & Shoe | \$89.00 |
| Y400-11 | Rod & Shoe Assembly | \$38.00 |
| Y400-1A | J Top Jamb Arm Assembly Non-Hold Open | \$100.00 |
| 400-1M | Main Arm | \$54.00 |
| Y400-121 | Secondary Arm Assembly | \$57.00 |
| Y400-1W | Arm Assembly Less Rod & Shoe | \$89.00 |
| Y400-11A | Rod & Shoe Assembly | \$38.00 |
| Y400-1B | JL Top Jamb Arm Assembly Non-Hold Open | \$100.00 |
| 400-2M | Main Arm | \$54.00 |
| Y400-131 | Secondary Arm Assembly | \$57.00 |
| Y400-2W | Arm Assembly Less Rod and Soffit Plate | \$89.00 |
| Y400-11B | Rod & Shoe Assembly | \$38.00 |
| Y400-5 | Parallel Arm w/ 289 Soffit Plate, Non-Hold Open | \$100.00 |
| 400-1M | Main Arm | \$54.00 |
| Y400-115 | Secondary Arm Assembly | \$57.00 |
| Y400-1W | Arm Assembly Less Rod & Soffit Plate | \$89.00 |
| Y400-15 | Rod & 289 Soffit Plate Assembly | \$38.00 |
| *Y400-5A | Parallel Arm w/ 289 Soffit Plate, Non-Hold Open | \$100.00 |
| 400-1M | Main Arm | \$54.00 |
| *Y400-115A | Secondary Arm Assembly | \$57.00 |
| Y400-1W | Arm Assembly Less Rod & Soffit Plate | \$89.00 |
| *Y400-15A | Rod & 289 Soffit Plate Assembly | \$38.00 |
| 400-3 | Regular Hold Open Arm Assembly | \$146.00 |
| 400-1M | Main Arm | \$54.00 |
| 400-113 | Secondary Arm Assembly | \$92.00 |
| 400-3W | Main Arm & Rod Assembly | \$89.00 |
| 400-31 | Adjusting Rod | \$18.70 |
| 400-13 | Holder Shoe & Loop Assembly | \$57.00 |
| 400-3A | J Top Jamb Hold Open Arm Assembly | \$146.00 |
| 400-1M | Main Arm | \$54.00 |
| 400-123 | Secondary Arm Assembly | \$92.00 |
| 400-3WA | Main Arm & Rod Assembly | \$89.00 |
| 400-31A | Adjusting Rod | \$18.70 |
| 400-13 | Holder Shoe & Loop Assembly | \$57.00 |
| 400-3B | JL Top Jamb Hold Open Arm Assembly | \$146.00 |
| 400-2M | Main Arm | \$54.00 |
| 400-133 | Secondary Arm Assembly | \$92.00 |
| 400-3WB | Main Arm & Rod Assembly | \$89.00 |
| 400-31B | Adjusting Rod | \$18.70 |
| 400-13 | Holder Shoe & Loop Assembly | \$57.00 |
| 400-8 | Parallel Hold Open Arm Assembly | \$146.00 |
| 400-1M | Main Arm | \$54.00 |
| 400-118 | Secondary Arm Assembly w/ 588 Soffit | \$92.00 |
| 400-3W | Main Arm & Rod Assembly | \$89.00 |
| 400-13 | Holder Shoe & Loop Assembly | \$57.00 |
| 400-31B | Adjusting Rod | \$18.70 |
| Y400-25 | Regular & Parallel Arm w/ 289A Soffit - Tri-Pkg, Non-Hold Open | \$100.00 |

*180° door swing using special template for doors hung on 6" to 8" wide throw hinges

When Ordering: Specify finish.



DISTRIBUTOR LIST PRICES

ARMS AND ARM ASSEMBLIES (PARTS)

RIGID ARMS

| MODEL # | PRODUCT DESCRIPTION | LIST PRICE |
|-----------|---|------------|
| R400-1 | Regular Rigid Heavy-Duty Arm Non-Hold Open | \$152.00 |
| PR400-5 | Parallel Rigid Arm Non-Hold Open | \$130.00 |
| PR400-8R | Parallel Rigid Arm Hold Open, Right Hand | \$177.00 |
| PR400-8L | Parallel Rigid Arm Hold Open, Left Hand | |
| PRO400-5 | Parallel Rigid Offset Arm, Non-Hold Open | \$156.00 |
| PRO400-8R | Parallel Rigid Offset Arm Hold Open, Right Hand | \$181.00 |
| PRO400-8L | Parallel Rigid Offset Arm Hold Open, Left Hand | |

HOLDER/STOP ARMS (4420, 4420T)

| MODEL # | PRODUCT DESCRIPTION | LIST PRICE |
|---------|----------------------------------|------------|
| 4020-5 | Stop Arm Assembly, Non-Hold Open | \$174.00 |
| 4020T-8 | Holder/Stop Arm Assembly | \$239.00 |
| 4020P | Hole Plug | \$11.90 |
| 4020S | Removable Stop | |

HOLDER/STOP SPRING ARMS (4430, 4430T)

| MODEL # | PRODUCT DESCRIPTION | LIST PRICE |
|---------|--|------------|
| 4030-5 | Stop with Spring Arm Assembly, Non-Hold Open | \$339.00 |
| 4030T-8 | Holder/Stop Spring Arm Assembly Hold Open | \$406.00 |
| 4020P | Hole Plug | \$11.90 |
| 4030KIT | Holder/Stop Spring Kit | \$147.00 |

When Ordering: Specify finish.



DISTRIBUTOR LIST PRICES

ARMS AND ARM ASSEMBLIES (PARTS)

UNI STOP™ ARMS

| MODEL # | PRODUCT DESCRIPTION | LIST PRICE |
|---------|--|------------|
| 6100-11 | Arm Assembly Non-Hold Open Door Width 28" to 32" | \$364.00 |
| 6100-13 | Arm Assembly Non-Hold Open Door Width 33" to 41" | |
| 6100-14 | Arm Assembly Non-Hold Open Door Width 42" to 48" | |
| 6100-1 | Arm Assembly Hold Open Door Width 28" to 32" | \$460.00 |
| 6100-3 | Arm Assembly Hold Open Door Width 33" to 41" | |
| 6100-4 | Arm Assembly Hold Open Door Width 42" to 48" | |

TOP JAMB UNI STOP™ ARMS

| MODEL # | PRODUCT DESCRIPTION | LIST PRICE |
|----------|---|------------|
| J6100-4 | Arm Assembly Non-Hold Open Frame Reveals 2-1/8" to 3-1/4" | \$406.00 |
| J6200-4 | Arm Assembly Non-Hold Open Frame Reveals 1/2" to 2" | |
| J6400-4 | Arm Assembly Non-Hold Open Frame Reveals 3-3/8" to 4-1/4" | |
| J6500-41 | Arm Assembly Non-Hold Open Frame Reveals 4-3/8" to 5-3/8" | |
| J6500-42 | Arm Assembly Non-Hold Open Frame Reveals 5-1/2" to 6-3/8" | |
| J6500-43 | Arm Assembly Non-Hold Open Frame Reveals 6-1/2" to 7-3/8" | |
| J6600-4 | Arm Assembly Non-Hold Open Frame Reveals 0" to 3/8" | |
| J6100-7 | Arm Assembly Hold Open Frame Reveals 2-1/8" to 3-1/4" | \$517.00 |
| J6200-7 | Arm Assembly Hold Open Frame Reveals 1/2" to 2" | |
| J6400-7 | Arm Assembly Hold Open Frame Reveals 3-3/8" to 4-1/4" | |
| J6500-71 | Arm Assembly Hold Open Frame Reveals 4-3/8" to 5-3/8" | |
| J6500-72 | Arm Assembly Hold Open Frame Reveals 5-1/2" to 6-3/8" | |
| J6500-73 | Arm Assembly Hold Open Frame Reveals 6-1/2" to 7-3/8" | |
| J6600-7 | Arm Assembly Hold Open Frame Reveals 0" to 3/8" | |

**ARMS AND ARM ASSEMBLIES (PARTS)****STAINLESS STEEL ARMS (4400S)**

| MODEL # | PRODUCT DESCRIPTION | LIST PRICE |
|----------|--|------------|
| 400S-1 | Regular Arm Assembly Non-Hold Open (SS) | \$383.00 |
| 400S-1M | Main Arm (SS) Assembly | \$197.00 |
| 400S-11 | Adjusting Rod and Shoe | \$93.00 |
| 400S-111 | Secondary Arm Assembly (SS) | \$197.00 |
| 400S-1A | J Top Jamb Arm Assembly Non-Hold Open | \$383.00 |
| 400S-1M | Main Arm (SS) Assembly | \$197.00 |
| 400S-121 | Secondary Arm Assembly (SS) | \$197.00 |
| 400S-6 | Parallel Arm Assembly Non-Hold Open (SS) | \$383.00 |
| 400S-1M | Main Arm (SS) Assembly | \$197.00 |
| 400S-16 | Adjusting Rod and Soffit Plate | \$93.00 |
| 400S-116 | Secondary Arm Assembly (SS) | \$197.00 |
| 400S-AS | Arm Shoe Assembly | \$50.00 |
| 400S-ES | Elbow Screw and Washer Assembly | \$9.70 |

LOW PROFILE ARMS (4480)

| MODEL # | PRODUCT DESCRIPTION | LIST PRICE |
|----------|--|------------|
| 2400-1 | Regular Arm, Low Profile, Non-Hold Open | \$100.00 |
| 2400-1MR | Main Arm & Adjusting Rod Assembly | \$89.00 |
| 2400-1TS | Tube & Shoe/Soffit Assembly | \$38.00 |
| 2400-5 | Parallel Arm, Low Profile, Non-Hold Open | \$100.00 |
| 2400-1MR | Main Arm & Adjusting Rod Assembly | \$89.00 |
| 2400-5TS | Tube & Soffit 289 Assembly | \$38.00 |
| 2400-25 | Low Profile, Tri-Pkg, Non-Hold Open | \$100.00 |

LOW PROFILE SLIDE TRACK ASSEMBLIES

| MODEL # | PRODUCT DESCRIPTION | LIST PRICE |
|-----------|--|------------|
| 440ST-1T | Pull Side Slide Track Assy Non-Hold Open | \$191.00 |
| 440ST-5T | Push Side Slide Track Assy Non-Hold Open | |
| 440ST-3T | Pull Side Slide Track Assy Hold Open | \$288.00 |
| 440ST-8T | Push Side Slide Track Assy Hold Open | |
| 440ST-1A | Arm Assembly | \$105.00 |
| 440ST-1AR | Adjusting Rod Assembly | \$56.00 |
| 400ST-1AT | Arm Tube Assembly | |
| 440SLD | Slider Assembly Non-Hold Open | \$101.00 |
| 440HSLD | Slider Assembly Hold Open | \$139.00 |

When Ordering: Specify finish.



TRACK ASSEMBLIES AND PARTS

STANDARD SLIDE TRACK ASSEMBLIES

| MODEL # | PRODUCT DESCRIPTION | LIST PRICE |
|-------------|--|------------|
| 400ST-1T | Pull Side Slide Track Assy Non-Hold Open | \$191.00 |
| 400ST-5T | Push Side Slide Track Assy Non-Hold Open | |
| 400ST-1T180 | Pull Side Slide Track Assy Non-Hold Open 180° | |
| 400ST-3T | Pull Side Slide Track Assy Hold Open | \$288.00 |
| 400ST-8T | Push Side Slide Track Assy Hold Open | |
| 400ST-1A | Arm Assembly (all except STP) | \$105.00 |
| 400STP-1A | Arm Assembly (STP only) | |
| 400PT-DE-1R | Double Egress Arm Assembly Right Hand | \$191.00 |
| 400PT-DE-1L | Double Egress Arm Assembly Left Hand | |
| 400ST-1ATR | Double Egress Arm Tube Assy Right Hand | \$139.00 |
| 400ST-1ATL | Double Egress Arm Tube Assy Left Hand | |
| 400ST-1AT | Arm Tube Assembly (except STP) | \$56.00 |
| 400ST-1AR | Adjusting Rod Assembly (all units) | |
| 400STP-1AT | Arm Tube Assembly (STP only) | |
| 400STEC | End Cap Non-Hold Open and Hold Open (2 required) | \$7.40 |
| 400SLD | Slider Assembly | \$101.00 |
| 400ASR | Retaining Ring | \$3.40 |
| 400AS | Arm Stud | \$7.00 |
| 400ASC | Arm Stud Clip | \$9.00 |

MISCELLANEOUS PARTS

| MODEL # | PRODUCT DESCRIPTION | LIST PRICE |
|----------|---|------------|
| 1543R | Jackscrew (holder loop to bracket) Right Hand | \$13.10 |
| 1543L | Jackscrew (holder loop to bracket) Left Hand | |
| 455 | Locknut (holder loop to bracket) | \$12.20 |
| 1554 | Friction Disc (holder loop) | \$7.40 |
| 400-AS | Arm Shoe Assembly | \$21.70 |
| 400-HS | Hex Screw | \$1.10 |
| 400-ES | Elbow Screw & Washer Assembly | \$8.80 |
| 400-MAS | Main Arm Screw | \$8.20 |
| 400-ALAS | Arm Length Adjusting Screw | \$6.20 |
| 400-HSS | Holder Set Screw | \$8.30 |

When Ordering: Specify finish.
Specify ring/collar size when ordering with cylinder.



DISTRIBUTOR LIST PRICES





DISTRIBUTOR LIST PRICES

3000 SERIES ARCHITECTURAL DOOR CLOSERS

FINISHES AND FASTENERS

| ANSI/BHMA CODE | FINISH DESCRIPTION |
|----------------|---|
| 600 | Primed for Painting |
| 613E | Dark Oxidized Satin Bronze - equivalent |
| 689 | Aluminum Painted |
| 690 | Dark Bronze Painted |
| 691 | Light Bronze Painted |
| 693 | Black Painted |
| 694 | Medium Bronze Painted |
| 696 | Satin Brass Painted |
| BSP | Black Suede Powder Coat |
| WSP | White Suede Powder Coat |

| ANSI/BHMA CODE | FINISH DESCRIPTION |
|----------------|-----------------------------|
| 605^ | Bright Brass, Clear Coated |
| 606^ | Satin Brass, Clear Coated |
| 611^ | Bright Bronze, Clear Coated |
| 612^ | Satin Bronze, Clear Coated |
| 625^ | Bright Chrome Plated |
| 626^ | Satin Chrome Plated |

Closer bodies and plastic covers are available in waterborne acrylic finishes; arms and metal covers are available in powder coat or plated finishes.

^ Plated finish; metal cover required

| ADDITIONAL FINISHING CHARGES | 605, 606, 611, 612, 625, 626 |
|------------------------------|------------------------------|
| Arm | \$317.00 |
| *Cover - Metal | \$218.00 |
| Drop Plates | \$191.00 |
| Sleeve Nuts | \$30.00 |
| Soffit Plates | \$97.00 |

*Metal Cover suffix "M" to closer model number. Cost of metal cover included in plating charge.

| DOOR CLOSER PAINT (PRICE PER CAN) | | | |
|-----------------------------------|--------------------------------------|---------------------------|------------|
| MODEL # | PRODUCT DESCRIPTION | APPROX. SHIPPING WT. LBS. | LIST PRICE |
| 1A | Aluminum Spray Paint (689) | 8 | \$36.00 |
| 2B | Light Bronze Spray Paint (691) | 8 | |
| 5S | Dark Bronze Spray (STAT) Paint (690) | 8 | |
| 6SB | Gold Spray Paint (696) | 8 | |

| PRODUCT OPTIONS | ADD |
|--|----------|
| SPECIAL FINISHES: | |
| • Contact factory for availability | |
| • A set-up fee will be added to EACH purchase order that lists non-standard sprayed or powder coat finishes . Discount 50% only. Fee will appear as a separate line item on invoice: SETUPDCG. | \$800.00 |
| 6FIN - Sprayed Finish Samples | \$36.00 |
| 600 special rust inhibiting prime coat. | \$36.00 |
| LEAD-LINED METAL COVER: (3500M series only) | \$179.00 |
| *GROMMET NUTS: Suffix "TBGN" to model number (1-3/8", 1-3/4", 2-1/4" doors) | |
| Ordered with closer - PKG of 4 each | N/C |
| *SLEEVE NUTS: Bolts excluded | |
| Ordered with closer - Steel base material - PKG of 4 each | \$2.00 |
| Ordered with closer or separately - Stainless Steel - PKG of 4 each (1-3/4" doors only) | \$82.00 |
| *SECURITY TORX® HEAD SCREWS: Standard sizes only - each screw (machine screws only - no self-drilling/self-tapping or wood screws available) | \$1.00 |
| TORX® TOOL KIT #20-0040-0868-005 | |
| Includes one handle/driver and six bits; T10, T15, T20, T25, T27 and T30 | |
| NOTE: <i>Furnished no charge with first 30 closers.</i> | |
| <i>Another kit furnished with each additional 50 closers.</i> | \$181.00 |

*See Page 189 for packages.
Refer to Page 189 for Torx® screw packages.

When Ordering: Specify finish.
Specify ring/collar size when ordering with cylinder.



DISTRIBUTOR LIST PRICES

SERIES 3101, 3301 CLOSERS

3101 SERIES WITHOUT COVER - Adjustable Sizes 1 thru 6 (4 per case)

| MODEL # | PRODUCT DESCRIPTION | APPROX. SHIPPING WT. LBS. | LIST PRICE |
|-----------------------|--|---------------------------|------------|
| NON-HOLD OPEN: | | | |
| 3101 | Regular, Parallel, Top Jamb to 3" Reveal | 8 | \$350.00 |
| TJ3101 | Top Jamb 2-3/4" to 7" Reveal (to 150°) | 8 | |
| PR3101 | Parallel Rigid Arm | 8 | \$373.00 |
| 3181 | Regular Low Profile Arm | 8 | \$350.00 |
| PA3181 | Parallel Low Profile Arm | 8 | |
| HOLD OPEN: | | | |
| 3111 | Regular, Parallel, Top Jamb to 3" Reveal | 8 | \$396.00 |
| TJ3111 | Top Jamb 2-3/4" to 6-3/4" Reveal | 8 | |
| PR3111 | Parallel Rigid Arm (Handed) | 8 | \$429.00 |

3301 SERIES WITH SLIM LINE COVER - Adjustable Sizes 1 thru 6 (4 per case)

| MODEL # | PRODUCT DESCRIPTION | APPROX. SHIPPING WT. LBS. | LIST PRICE |
|-----------------------|--|---------------------------|------------|
| NON-HOLD OPEN: | | | |
| 3301 | Regular, Parallel, Top Jamb to 3" Reveal | 8 | \$368.00 |
| TJ3301 | Top Jamb 2-3/4" to 7" Reveal | 8 | |
| PR3301 | Parallel Rigid Arm | 8 | \$391.00 |
| 3381 | Regular Low Profile Arm | 8 | \$368.00 |
| PA3381 | Parallel Low Profile Arm | 8 | |
| 3321 | Stop Only | 9 | \$430.00 |
| 3331 | Stop Only with Spring | 10 | \$580.00 |
| ^UNI3301 | UNI Stop™ Door Control | 10 | \$606.00 |
| *UNIJ3301 | Top Jamb UNI Stop™ Door Control | 10 | \$648.00 |
| HOLD OPEN: | | | |
| 3311 | Regular, Parallel, Top Jamb to 2-3/4" Reveal | 8 | \$414.00 |
| TJ3311 | Top Jamb 2-3/4" to 6-3/4" Reveal | 8 | |
| PR3311 | Parallel Rigid Arm (Handed) | 8 | \$447.00 |
| 3321T | Holder/Stop Thumbturn | 9 | \$488.00 |
| 3331T | Holder/Stop Thumbturn with Spring | 10 | \$639.00 |
| ^UNI3311 | UNI Stop™ Door Control | 10 | \$687.00 |
| *UNIJ3311 | Top Jamb UNI Stop™ Door Control | 10 | \$741.00 |

*When Ordering Specify Reveal.

^When Ordering Specify Door Width.

NOTE: Sleeve Nuts furnished standard with PR, Holder/Stop, and Holder/Stop Spring UNI Stop™ arms.

| OPTIONS | ADD | LIST PRICE |
|--|-----|------------|
| Delayed Action suffix "DL" to model number | ADD | \$44.00 |
| Offset Soffit Plate prefix "PRO" to model number | ADD | \$27.00 |
| ABS Plastic Cover suffix "G" to model number | ADD | \$5.00 |

When Ordering: Specify finish and size.
Specify hand, reveal and door width where noted.



DISTRIBUTOR LIST PRICES

SERIES 3501 CLOSERS

3501 SERIES WITH FULL COVER - Adjustable Sizes 1 thru 6 **(4 per case)**

| MODEL # | PRODUCT DESCRIPTION | APPROX. SHIPPING WT. LBS. | LIST PRICE |
|-----------------------|--|---------------------------|------------|
| NON-HOLD OPEN: | | | |
| 3501 | Regular, Parallel, Top Jamb to 3" Reveal | 8 | \$381.00 |
| TJ3501 | Top Jamb 2-3/4" to 7" Reveal | 8 | |
| PR3501 | Parallel Rigid Arm | 8 | \$404.00 |
| 3581 | Regular Low Profile Arm | 8 | \$381.00 |
| PA3581 | Parallel Low Profile Arm | 8 | |
| 3521 | Stop Only | 14 | \$443.00 |
| 3531 | Stop Only with Spring | 9 | \$593.00 |
| ^UNI3501 | UNI Stop™ Door Control | 9 | \$619.00 |
| *UNI3501 | Top Jamb UNI Stop™ Door Control | 9 | \$661.00 |
| HOLD OPEN: | | | |
| 3511 | Regular, Parallel, Top Jamb to 2-3/4" Reveal | 8 | \$427.00 |
| TJ3511 | Top Jamb 2-3/4" to 6-3/4" Reveal | 8 | |
| PR3511 | Parallel Rigid Arm (Handed) | 8 | \$460.00 |
| 3521T | Holder/Stop Thumbturn | 14 | \$501.00 |
| 3531T | Holder/Stop Thumbturn with Spring | 9 | \$652.00 |
| ^UNI3511 | UNI Stop™ Door Control | 9 | \$700.00 |
| *UNI3511 | Top Jamb UNI Stop™ Door Control | 9 | \$754.00 |

*When Ordering Specify Reveal.

^When Ordering Specify Door Width.

NOTE: Sleeve Nuts furnished standard with PR, Holder/Stop, Holder/Stop Spring and UNI Stop™ arms.

| OPTIONS | | |
|--|-----|---------|
| Delayed Action suffix "DL" to model number | ADD | \$44.00 |
| Plastic Architectural Cover suffix "A" to model number (sprayed only) | ADD | \$0.00 |
| Metal Cover suffix "M" to model number | ADD | \$8.00 |
| ABS Plastic Cover suffix "G" to model number | ADD | \$5.00 |
| Metal Architectural Cover suffix "MA" to model number (sprayed or plated finishes) | ADD | \$8.00 |
| Offset Soffit Plate prefix "PRO" to model number | ADD | \$27.00 |

When Ordering: Specify finish and size.
Specify hand, reveal and door width where noted.



DISTRIBUTOR LIST PRICES

ACCESSORIES FOR SERIES 3301, 3501 CLOSERS

BACK PLATES & DROP PLATES

| MODEL # | PRODUCT DESCRIPTION | LIST PRICE |
|---------|---|------------|
| 3146 | Narrow Top Rail/Concealed Door Holder Drop Plate | \$50.00 |
| 3148 | Low Ceiling Clearance Drop Plate | |
| 3158 | Exposed-Back/Narrow Top Rail Drop Plate | |
| 3445 | Molded Full Cover Decorative Back Plate | |
| 3446 | Exposed-Back Drop Plate Kit | \$100.00 |
| 3545 | Exposed-Back Back Plate | \$50.00 |
| 3545A | | \$61.00 |
| 3546 | Concealed Door Holder Drop Plate | \$50.00 |
| 3546A | | \$97.00 |
| 3547 | Low Ceiling Clearance/Overhead Door Holder Drop Plate | \$61.00 |
| 3547A | | |
| 3548 | | |
| 3548A | | |
| 3549 | Exposed-Back/Narrow Top Rail Drop Plate | \$100.00 |
| 3549A | Exposed-Back/Narrow Top Rail Drop Plate Kit | \$111.00 |

ACCESSORIES

| MODEL # | PRODUCT DESCRIPTION | LIST PRICE |
|------------------|--|------------|
| BRACKETS: | | |
| *289A | Standard Soffit Plate Non-Hold Open | \$31.30 |
| *588 | Standard Soffit Plate Hold Open | \$26.60 |
| *413A | Soffit Bracket (Mounting Between Doors) | \$44.10 |
| *297 | Narrow Frame/Removable Stop Soffit Plate | |
| *299 | Blade/Applied Stop Soffit Plate | |
| *290 | Extra-Clearance Offset Soffit Plate | |
| *293L | Flush Rabbeted Transom Angle Bracket | \$32.60 |
| *293S | Spacer Block | \$10.20 |
| *589L | Flush Transom Angle Bracket | \$44.10 |
| *291 | Molded/Bull Nose Trim Bracket | |
| *291A | | |
| 292 | | |
| **6190 | UNI Stop™ Soffit Plate Support Bracket | \$48.00 |
| 6191 | UNI Stop™ Wide Frame Reinforcing Kit | \$60.20 |
| 890 | Narrow Frame Support Bracket | \$55.00 |
| 891 | Clearance/Support Blade Stop Spacer Block | |
| COVERS: | | |
| 3200P | Plastic Slim Line Cover | \$18.00 |
| 3200PG | ABS Plastic Slim Line Cover | \$26.00 |
| 3400P | Plastic Full Cover | \$31.00 |
| 3400A | Optional Plastic Architectural Cover | |
| 3400PG | ABS Plastic Full Cover | \$37.00 |
| 3400M | Metal Cover | \$39.00 |
| 3400M | When Ordered with Closer in Place of 3400P | \$8.00 |
| 3400MA | Optional Metal Architectural Cover | \$39.00 |
| 3400MA | When Ordered with Closer in Place of 3400P | \$8.00 |

*No charge when ordered with closer.

** Furnished regularly with all Parallel Arm UNI Stop™ no extra. When ordering 6191 in place of 6190, no extra.

When Ordering: Specify finish.



DISTRIBUTOR LIST PRICES

CLOSER BODIES AND SCREW PACKAGES

CLOSER BODIES:

| MODEL # | PRODUCT DESCRIPTION | LIST PRICE |
|---------|-----------------------|------------|
| 3101LAP | 3301 Door Closer Body | \$287.00 |
| 3101LAP | 3501 Door Closer Body | |

| OPTIONS | | |
|--|-----|---------|
| Delayed Action suffix "DL" to model number | ADD | \$44.00 |

SCREW PACKS:

| MODEL # | PRODUCT DESCRIPTION | LIST PRICE |
|-------------|---|------------|
| SN-134 | Sleeve Nuts Only 1-3/4" Door | \$6.20* |
| SN-214 | Sleeve Nuts Only 2-1/4" Door | \$69.00 |
| SNB134-38 | Sleeve Nuts and Bolts 1-3/4" Door | \$18.90 |
| SNB200-38 | Sleeve Nuts and Bolts 2" Door | |
| SNB214-38 | Sleeve Nuts and Bolts 2-1/4" Door | \$95.00 |
| SN-134SS | Stainless Steel Sleeve Nuts Only for 1-3/4" Door | \$90.00 |
| SNB134SS-38 | Stainless Steel Sleeve Nuts and Bolts for 1-3/4" Door | \$95.00 |
| TBGN138-38 | Through-Bolts & Grommet Nuts 1-3/8" Door | \$13.80 |
| TBGN134-38 | Through-Bolts & Grommet Nuts 1-3/4" Door | |
| TBGN214-38 | Through-Bolts & Grommet Nuts 2-1/4" Door | |

NOTE: Sleeve Nuts furnished standard with PR, Holder/Stop, Holder/Stop Spring and UNI Stop™ arms.
 *For PLATED steel sleeve nuts or sleeve nuts and bolts add \$30.00 to list price.

TORX® SCREW PACKS

| MODEL # | PRODUCT DESCRIPTION | LIST PRICE |
|---------|--|------------|
| TX38 | TORX® Screw Pack - Standard | \$50.00 |
| PRTX38 | TORX® Screw Pack - Parallel Rigid, Holder/Stop or Holder/Stop Spring | \$50.00 |
| UNITX38 | TORX® Screw Pack - UNI Stop™ Arm | \$50.00 |

When Ordering: Specify finish.
Specify door closer size where noted.



DISTRIBUTOR LIST PRICES

ARMS AND ARM ASSEMBLIES (PARTS)

REGULAR, TOP JAMB AND PARALLEL ARMS

| MODEL # | PRODUCT DESCRIPTION | LIST PRICE |
|------------|---|------------|
| Y400-1 | Regular Arm Assembly Non-Hold Open | \$100.00 |
| 400-1M | Main Arm | \$54.00 |
| Y400-111 | Secondary Arm Assembly | \$57.00 |
| Y400-1W | Arm Assembly Less Rod & Shoe | \$89.00 |
| Y400-11 | Rod & Shoe Assembly | \$38.00 |
| Y400-1A | J Top Jamb Arm Assembly Non-Hold Open | \$100.00 |
| 400-1M | Main Arm | \$54.00 |
| Y400-121 | Secondary Arm Assembly | \$57.00 |
| Y400-1W | Arm Assembly Less Rod & Shoe | \$89.00 |
| Y400-11A | Rod & Shoe Assembly | \$38.00 |
| Y400-6 | Parallel Arm w/ 289A Soffit Plate, Non-Hold Open | \$100.00 |
| 400-1M | Main Arm | \$54.00 |
| Y400-116 | Secondary Arm Assembly | \$57.00 |
| Y400-1W | Arm Assembly Less Rod & Soffit Plate | \$89.00 |
| Y400-16 | Rod & Shoe Assembly | \$38.00 |
| 400-3 | Regular Hold Open Arm Assembly | \$146.00 |
| 400-1M | Main Arm | \$54.00 |
| 400-113 | Secondary Arm Assembly | \$92.00 |
| 400-3W | Main Arm & Rod Assembly | \$89.00 |
| 400-31 | Adjusting Rod | \$18.70 |
| 400-13 | Holder Shoe & Loop Assembly | \$57.00 |
| 400-3A | J Top Jamb Hold Open Arm Assembly | \$146.00 |
| 400-1M | Main Arm | \$54.00 |
| 400-123 | Secondary Arm Assembly | \$92.00 |
| 400-3WA | Main Arm & Rod Assembly | \$89.00 |
| 400-31A | Adjusting Rod | \$18.70 |
| 400-13 | Holder Shoe and Loop Assembly | \$57.00 |
| Y400-6A | Parallel Arm w/ 289A Soffit Plate, Non-Hold Open | \$100.00 |
| 400-1M | Main Arm | \$54.00 |
| *Y400-116A | Secondary Arm Assembly | \$57.00 |
| Y400-1W | Arm Assembly Less Rod & Soffit Plate | \$89.00 |
| *Y400-16A | Rod & Shoe Assembly | \$38.00 |
| 400-8 | Parallel Hold Open Arm Assembly | \$146.00 |
| 400-1M | Main Arm | \$54.00 |
| 400-118 | Secondary Arm Assembly w/588 Soffit | \$92.00 |
| 400-3W | Main Arm & Rod Less Holder Shoe Assembly | \$89.00 |
| 400-18 | Holder Shoe & Loop Assembly | \$57.00 |
| 400-31 | Adjusting Rod | \$18.70 |
| Y400-26 | Regular & Parallel Arm w/ 289A Soffit, Tri-Pkg, Non-Hold Open | \$100.00 |

*180° door swing using special template for doors hung on 6" to 8" wide throw hinges

When Ordering: Specify finish.



DISTRIBUTOR LIST PRICES

ARMS AND ARM ASSEMBLIES (PARTS)

RIGID ARMS

| MODEL # | PRODUCT DESCRIPTION | LIST PRICE |
|----------|--|------------|
| PR400-5 | Parallel Rigid Arm Non-Hold Open | \$130.00 |
| PR400-8R | Parallel Rigid Arm Hold Open, Right Hand | \$177.00 |
| PR400-8L | Parallel Rigid Arm Hold Open, Left Hand | |

HOLDER/STOP ARMS (3321, 3321T, 3521, 3521T)

| MODEL # | PRODUCT DESCRIPTION | LIST PRICE |
|---------|-------------------------------------|------------|
| 4020-5 | Stop Arm Assembly, Non-Hold Open | \$174.00 |
| 4020T-8 | Holder/Stop Arm Assembly, Hold Open | \$239.00 |
| 4020P | Hole Plug | \$11.90 |
| 4020S | Removable Stop | |

HOLDER/STOP SPRING ARMS (3331, 3331T, 3531, 3531T)

| MODEL # | PRODUCT DESCRIPTION | LIST PRICE |
|---------|--|------------|
| 4030-5 | Stop w/ Spring Arm Assembly, Non-Hold Open | \$339.00 |
| 4030T-8 | Holder/Stop w/ Spring Assembly, Hold Open | \$406.00 |
| 4020P | Hole Plug | \$11.90 |
| 4030KIT | Holder/Stop Spring Kit | \$147.00 |

UNI STOP™ ARMS

| MODEL # | PRODUCT DESCRIPTION | LIST PRICE |
|---------|--|------------|
| 6100-11 | Arm Assembly Non-Hold Open Door Width 28" to 32" | \$364.00 |
| 6100-13 | Arm Assembly Non-Hold Open Door Width 33" to 41" | |
| 6100-14 | Arm Assembly Non-Hold Open Door Width 42" to 48" | |
| 6100-1 | Arm Assembly Hold Open Door Width 28" to 32" | \$460.00 |
| 6100-3 | Arm Assembly Hold Open Door Width 33" to 41" | |
| 6100-4 | Arm Assembly Hold Open Door Width 42" to 48" | |

When Ordering: Specify finish.



DISTRIBUTOR LIST PRICES

ARMS AND ARM ASSEMBLIES (PARTS)

TOP JAMB UNI STOP™ ARMS

| MODEL # | PRODUCT DESCRIPTION | LIST PRICE |
|----------|---|------------|
| J6100-4 | Arm Assembly Non-Hold Open Frame Reveals 2-1/8" to 3-1/4" | \$406.00 |
| J6200-4 | Arm Assembly Non-Hold Open Frame Reveals 1/2" to 2" | |
| J6400-4 | Arm Assembly Non-Hold Open Frame Reveals 3-3/8" to 4-1/4" | |
| J6500-41 | Arm Assembly Non-Hold Open Frame Reveals 4-3/8" to 5-3/8" | |
| J6500-42 | Arm Assembly Non-Hold Open Frame Reveals 5-1/2" to 6-3/8" | |
| J6500-43 | Arm Assembly Non-Hold Open Frame Reveals 6-1/2" to 7-3/8" | |
| J6600-4 | Arm Assembly Non-Hold Open Frame Reveals 0" to 3/8" | |
| J6100-7 | Arm Assembly Hold Open Frame Reveals 2-1/8" to 3-1/4" | \$517.00 |
| J6200-7 | Arm Assembly Hold Open Frame Reveals 1/2" to 2" | |
| J6400-7 | Arm Assembly Hold Open Frame Reveals 3-3/8" to 4-1/4" | |
| J6500-71 | Arm Assembly Hold Open Frame Reveals 4-3/8" to 5-3/8" | |
| J6500-72 | Arm Assembly Hold Open Frame Reveals 5-1/2" to 6-3/8" | |
| J6500-73 | Arm Assembly Hold Open Frame Reveals 6-1/2" to 7-3/8" | |
| J6600-7 | Arm Assembly Hold Open Frame Reveals 0" to 3/8" | |

LOW PROFILE ARMS (3381, 3581)

| MODEL # | PRODUCT DESCRIPTION | LIST PRICE |
|----------|--|------------|
| 2400-1 | Regular Arm, Low Profile, Non-Hold Open | \$100.00 |
| 2400-1MR | Main Arm & Adjusting Rod Assembly | \$89.00 |
| 2400-1TS | Tube & Shoe/Soffit Assembly | \$38.00 |
| 2400-6 | Parallel Arm, Low Profile, Non-Hold Open | \$100.00 |
| 2400-1MR | Main Arm & Adjusting Rod Assembly | \$89.00 |
| 2400-6TS | Tube and Soffit 289A Assembly | \$38.00 |
| 2400-26 | Low Profile, Tri-Pkg, Non-Hold Open | \$100.00 |

MISCELLANEOUS PARTS

| MODEL # | PRODUCT DESCRIPTION | LIST PRICE |
|---------|---|------------|
| 1543R | Jackscrew (holder loop to bracket) Right Hand | \$13.10 |
| 1543L | Jackscrew (holder loop to bracket) Left Hand | |
| 455 | Locknut (holder loop to bracket) | \$12.20 |
| 1554 | Friction Disc (holder loop) | \$7.40 |
| 400-AS | Arm Shoe Assembly | \$21.70 |
| 400-ES | Elbow Screw and Washer Assembly | \$8.80 |
| 400-HS | Hex Screw | \$1.10 |
| 400-HSS | Holder Set Screw | \$8.30 |
| 1639 | Pinion Cap | \$5.30 |

When Ordering: Specify finish and hand.



DISTRIBUTOR LIST PRICES

2700 SERIES ARCHITECTURAL DOOR CLOSERS

STANDARD FINISHES: Products will be furnished only in the following finishes.

| ANSI/BHMA CODE | FINISH DESCRIPTION |
|----------------|---------------------|
| 689 | Aluminum Painted |
| 690 | Dark Bronze Painted |

Adjustable Sizes 1 thru 6

| MODEL # | PRODUCT DESCRIPTION | CASE QUANTITY | APPROX. SHIPPING WT. LBS. EACH | LIST PRICE |
|-----------------------|--|---------------|--------------------------------|------------|
| NON-HOLD OPEN: | | | | |
| 2701 | Regular, Parallel, Top Jamb to 3" Reveal | 6 | 6.5 | \$238.00 |
| 2701DL | Regular, Parallel, Top Jamb to 3" Reveal with Delayed Action | 6 | 6.5 | \$282.00 |
| 2721 | Stop Only | 4 | 7.75 | \$341.00 |
| 2731 | Stop Only with Spring | 4 | 7.75 | \$370.00 |
| HOLD OPEN: | | | | |
| 2711 | Regular, Parallel, Top Jamb to 2-3/4" Reveal | 4 | 6.5 | \$321.00 |
| 2721T | Holder/Stop Thumbturn | 4 | 7.75 | \$370.00 |
| 2731T | Holder/Stop Thumbturn with Spring | 4 | 7.75 | \$444.00 |

Note: Sleeve Nuts furnished standard with all models. For heavy-duty parallel rigid arm applications, specify 2721 or 2721T, stop is removable.

ACCESSORIES AND PARTS

| MODEL # | PRODUCT DESCRIPTION | LIST PRICE |
|---------------------|--|------------|
| DROP PLATES: | | |
| 3148 | Low Ceiling Clearance Drop Plate | \$50.00 |
| 3158 | Exposed-Back/Narrow Top Rail Drop Plate | |
| BRACKETS: | | |
| *293L | Flush Rabbeted Transom Angle Bracket | \$32.60 |
| COVER: | | |
| 2700COV | Cover Only | \$28.00 |
| SCREW PACKS: | | |
| 2700SP | Screw Pack | \$12.00 |
| SN-134 | Sleeve Nuts Only 1-3/4" Door | \$6.20 |
| TBGN134-38 | Through-Bolts and Grommet Nuts 1-3/4" Door | \$13.80 |


*No charge when ordered with closer.

| MODEL # | PRODUCT DESCRIPTION | LIST PRICE |
|---------|------------------------|------------|
| 2730KIT | Door Saver Spring Stop | \$147.00 |

Specify finish.



DISTRIBUTOR LIST PRICES





DISTRIBUTOR LIST PRICES

51 SERIES INDUSTRIAL DOOR CLOSERS

FINISHES AND FASTENERS

| ANSI/BHMA CODE | FINISH DESCRIPTION |
|-------------------|---|
| 600 | Primed for Painting |
| 613E ¹ | Dark Oxidized Satin Bronze - equivalent |
| 689 | Aluminum Painted |
| 690 | Dark Bronze Painted |
| 691 | Light Bronze Painted |
| 693 | Black Painted |
| 694 | Medium Bronze Painted |
| 696 | Satin Brass Painted |
| BSP | Black Suede Powder |
| WSP | White Suede Powder |

| ANSI/BHMA CODE | FINISH DESCRIPTION |
|------------------|-----------------------------|
| 605 ¹ | Bright Brass, Clear Coated |
| 606 ¹ | Satin Brass, Clear Coated |
| 611 ¹ | Bright Bronze, Clear Coated |
| 612 ¹ | Satin Bronze, Clear Coated |
| 625 ¹ | Bright Chrome Plated |
| 626 ¹ | Satin Chrome Plated |

1. Available on arms only

| ADDITIONAL FINISHING CHARGES | 605, 606, 611, 612, 625, 626 |
|------------------------------|------------------------------|
| Arm | \$317.00 |

| DOOR CLOSER PAINT (PRICE PER CAN) | | | |
|-----------------------------------|--------------------------------------|---------------------------|------------|
| MODEL # | PRODUCT DESCRIPTION | APPROX. SHIPPING WT. LBS. | LIST PRICE |
| 1A | Aluminum Spray Paint (689) | 8 | \$36.00 |
| 2B | Light Bronze Spray Paint (691) | 8 | |
| 5S | Dark Bronze Spray (STAT) Paint (690) | 8 | |
| 6SB | Gold Spray Paint (696) | 8 | |

| PRODUCT OPTIONS | ADD |
|--|----------|
| SPECIAL FINISHES: • Contact factory for availability • A set-up fee will be added to EACH purchase order that lists non-standard sprayed or powder coat finishes . Discount 50% only. Fee will appear as a separate line item on invoice: SETUPDCG. | \$800.00 |
| 6FIN - Sprayed Finish Samples | \$36.00 |
| 600 special rust inhibiting prime coat. | \$36.00 |
| *GROMMET NUTS: Suffix "TBGN" to model number (1-3/8", 1-3/4", 2-1/4" doors) Ordered with closer - PKG of 4 each | N/C |
| *SLEEVE NUTS: Bolts excluded Ordered with closer - Steel base material - PKG of 4 each | \$2.00 |
| *SECURITY TORX® HEAD SCREWS: Standard sizes only - each screw (machine screws only - no self-drilling/self-tapping or wood screws available) | \$1.00 |
| TORX® TOOL KIT #20-0040-0868-005 Includes one handle/driver and six bits; T10, T15, T20, T25, T27 and T30 NOTE: <i>Furnished no charge with first 30 closers.</i> <i>Another kit furnished with each additional 50 closers.</i> | \$181.00 |

*See Page 199 for packages.
 Refer to Page 199 for Torx® screw package.



SERIES 51 CLOSERS

51 SERIES CLOSER - Adjustable Sizes 1 thru 6

(6 per case)

| MODEL # | PRODUCT DESCRIPTION | APPROX. SHIPPING WT. LBS. | LIST PRICE |
|-----------------------|--|---------------------------|------------|
| NON-HOLD OPEN: | | | |
| 51 | Regular, Parallel, Top Jamb to 3" Reveal | 8 | \$241.00 |
| TJ51 | Top Jamb Only Reveals 2-3/4" to 7" | 8 | |
| HOLD OPEN: | | | |
| 151 | Regular, Parallel, Top Jamb to 3" Reveal | 9 | \$287.00 |
| TJ151 | Top Jamb Only Reveals 2-3/4" to 6-3/4" | 9 | |

| OPTIONS | | |
|----------------------------------|-----|---------|
| Cover suffix "P" to model number | ADD | \$19.00 |

When Ordering: Specify finish. Specify size, hand, reveal and door width where noted.



DISTRIBUTOR LIST PRICES

ACCESSORIES FOR SERIES 51 CLOSERS

BACK PLATES & DROP PLATES

| MODEL # | PRODUCT DESCRIPTION | LIST PRICE |
|---------|--|------------|
| 214 | Overhead Door Holder Drop Plate | \$42.00 |
| 214C | Narrow Top Rail Drop Plate | |
| 599 | Retrofit Adaptor Plate | \$51.00 |
| 587 | Low Ceiling Clearance/Overhead Holder Drop Plate | \$42.00 |

ACCESSORIES

| MODEL # | PRODUCT DESCRIPTION | LIST PRICE |
|------------|--|------------|
| *289A | Standard Soffit Plate Non-Hold Open | \$31.30 |
| *588 | Standard Soffit Plate, Hold Open | \$26.60 |
| 2350 | Universal Corner Bracket | \$128.00 |
| 294 | Retrofit Adaptor Plate | \$44.10 |
| *413A | Soffit Bracket (Mounting Between Doors) | |
| *297, 299 | Narrow Frame/Removable Stop Soffit Plate | |
| *290 | Extra-Clearance Offset Soffit Plate | |
| *589L | Flush Transom Angle Bracket | \$44.10 |
| *291, 291A | Molded/Bull Nose Trim Bracket | |
| 292 | | |
| 50P | Plastic Cover | \$42.00 |
| 1639 | Pinion Cap | \$5.30 |

*No charge when ordered with closer.

When Ordering: Specify finish. Specify size of closers.



DISTRIBUTOR LIST PRICES

VISUAL PACK DOOR CLOSERS

VISUAL PACK DOOR CLOSERS

| MODEL # | PRODUCT DESCRIPTION | APPROX. SHIPPING WT. LBS. | LIST PRICE |
|-----------------------|--|---------------------------|------------|
| NON-HOLD OPEN: | | | |
| V51 | Regular, Parallel, Top Jamb to 3" Reveal | 8 | \$241.00 |
| HOLD OPEN: | | | |
| V151 | Regular, Parallel, Top Jamb to 3" Reveal | 9 | \$287.00 |

When Ordering: Specify size and finish.



DISTRIBUTOR LIST PRICES

CLOSER BODIES AND SCREW PACKAGES

CLOSER BODIES

| MODEL # | PRODUCT DESCRIPTION | LIST PRICE |
|---------|---------------------|------------|
| 51LAP | 51 Door Closer Body | \$185.00 |

SCREW PACKS

| MODEL # | PRODUCT DESCRIPTION | LIST PRICE |
|------------|--|------------|
| SN-134 | Sleeve Nuts Only 1-3/4" Door | \$6.20* |
| SN-214 | Sleeve Nuts Only 2-1/4" Door | \$69.00 |
| SNB134-38 | Sleeve Nuts and Bolts 1-3/4" Door | \$18.90 |
| SNB200-38 | Sleeve Nuts and Bolts 2" Door | |
| SNB214-38 | Sleeve Nuts and Bolts 2-1/4" Door | \$95.00 |
| SN-134SS | Stainless Steel Sleeve Nuts Only for 1-3/4" Door | \$90.00 |
| TBGN138-38 | Through-Bolts & Grommet Nuts 1-3/8" Door | \$13.80 |
| TBGN134-38 | Through-Bolts & Grommet Nuts 1-3/4" Door | |
| TBGN214-38 | Through-Bolts & Grommet Nuts 2-1/4" Door | |

*For PLATED steel sleeve nuts add \$30.00 to list price.

TORX® SCREW PACKS

| MODEL # | PRODUCT DESCRIPTION | LIST PRICE |
|---------|-----------------------------|------------|
| TX38 | TORX® Screw Pack - Standard | \$50.00 |

When Ordering: Specify finish.
Specify door closer size where noted.



DISTRIBUTOR LIST PRICES

ARMS AND ARM ASSEMBLIES (PARTS)

REGULAR, TOP JAMB AND PARALLEL ARMS

| MODEL # | PRODUCT DESCRIPTION | LIST PRICE |
|------------|--|------------|
| Y400-1 | Regular Arm Assembly Non-Hold Open | \$100.00 |
| 400-1M | Main Arm | \$54.00 |
| Y400-111 | Secondary Arm Assembly | \$57.00 |
| Y400-1W | Arm Assembly Less Rod & Shoe | \$89.00 |
| Y400-11 | Rod & Shoe Assembly | \$38.00 |
| Y400-1A | J Top Jamb Arm Assembly Non-Hold Open | \$100.00 |
| 400-1M | Main Arm | \$54.00 |
| Y400-121 | Secondary Arm Assembly | \$57.00 |
| Y400-1W | Arm Assembly Less Rod & Shoe | \$89.00 |
| Y400-11A | Rod & Shoe Assembly | \$38.00 |
| Y400-1B | JL Top Jamb Arm Assembly Non-Hold Open | \$100.00 |
| 400-2M | Main Arm | \$54.00 |
| Y400-131 | Secondary Arm Assembly | \$57.00 |
| Y400-2W | Arm Assembly Less Rod and Soffit Plate | \$89.00 |
| Y400-11B | Rod & Shoe Assembly | \$38.00 |
| Y400-6 | Parallel Arm w/ 289A Soffit Plate, Non-Hold Open | \$100.00 |
| 400-1M | Main Arm | \$54.00 |
| Y400-116 | Secondary Arm Assembly | \$57.00 |
| Y400-1W | Arm Assembly Less Rod & Soffit Plate | \$89.00 |
| Y400-16 | Rod & 289A Soffit Plate Assembly | \$38.00 |
| 400-3 | Regular Hold Open Arm Assembly | \$146.00 |
| 400-1M | Main Arm | \$54.00 |
| 400-113 | Secondary Arm Assembly | \$92.00 |
| 400-3W | Main Arm & Rod Assembly | \$89.00 |
| 400-31 | Adjusting Rod | \$18.70 |
| 400-13 | Holder Shoe & Loop Assembly | \$57.00 |
| 400-3A | J Top Jamb Hold Open Arm Assembly | \$146.00 |
| 400-1M | Main Arm | \$54.00 |
| 400-123 | Secondary Arm Assembly | \$92.00 |
| 400-3WA | Main Arm & Rod Assembly | \$89.00 |
| 400-31A | Adjusting Rod | \$18.70 |
| 400-13 | Holder Shoe & Loop Assembly | \$57.00 |
| 400-3B | JL Top Jamb Hold Open Arm Assembly | \$146.00 |
| 400-2M | Main Arm | \$54.00 |
| 400-133 | Secondary Arm Assembly | \$92.00 |
| 400-3WB | Main Arm & Rod Assembly | \$89.00 |
| 400-31B | Adjusting Rod | \$18.70 |
| 400-13 | Holder Shoe & Loop Assembly | \$57.00 |
| Y400-6A | Parallel Arm w/ 289A Soffit Plate, Non-Hold Open | \$100.00 |
| 400-1M | Main Arm | \$54.00 |
| *Y400-116A | Secondary Arm Assembly | \$57.00 |
| Y400-1W | Arm Assembly Less Rod & Soffit Plate | \$89.00 |
| *Y400-16A | Rod & 289A Soffit Plate Assembly | \$38.00 |
| 400-8 | Parallel Hold Open Arm Assembly | \$146.00 |
| 400-1M | Main Arm | \$54.00 |
| 400-118 | Secondary Arm Assembly w/588 Soffit | \$92.00 |
| 400-3W | Main Arm & Rod Assembly | \$89.00 |
| 400-18 | Holder Shoe & Loop Assembly w/ 588 Soffit | \$57.00 |
| 400-31 | Adjusting Rod | \$18.70 |
| Y400-26 | Regular & Parallel Arm w/ 289A Soffit - Tri-Pkg, Non-Hold Open | \$100.00 |

*180° door swing using special template for doors hung on 6" to 8" wide throw hinges

MISCELLANEOUS PARTS

| MODEL # | PRODUCT DESCRIPTION | LIST PRICE |
|---------|---------------------------------|------------|
| 400-AS | Arm Shoe Assembly | \$21.70 |
| 400-ES | Elbow Screw and Washer Assembly | \$8.80 |
| 400-HS | Hex Screw | \$1.10 |

When Ordering: Specify finish.



DISTRIBUTOR LIST PRICES

1100 SERIES INDUSTRIAL DOOR CLOSERS

Products will be furnished only in the following finishes.

| ANSI/BHMA CODE | FINISH DESCRIPTION |
|----------------|---------------------|
| 689 | Aluminum Painted |
| 690 | Dark Bronze Painted |

| MODEL # | PRODUCT DESCRIPTION | CASE QUANTITY | APPROX. SHIPPING WT. LBS. | 689 690 |
|-----------|---|---------------|---------------------------|----------|
| 1101BF | Multi-sized Closer - Non-Hold Open | 6 | 6 | \$197.00 |
| 1101BFCOV | Multi-sized Closer - Non-Hold Open with Cover | 6 | 6 | \$216.00 |
| 1104BC | Size 4 Closer with Backcheck - Non-Hold Open | 6 | 6 | \$184.00 |
| 1111BF | Multi-sized Closer - Hold Open | 4 | 8 | \$243.00 |

Note: Sleeve Nuts furnished standard with all models.

MISCELLANEOUS PARTS:

| MODEL # | PRODUCT DESCRIPTION | 689 690 |
|---------|---------------------|---------|
| 1100COV | Cover Only | \$19.00 |



DISTRIBUTOR LIST PRICES





DISTRIBUTOR LIST PRICES

1900 SERIES TRADITIONAL DOOR CLOSERS

FINISHES AND FASTENERS

| ANSI/BHMA CODE | FINISH DESCRIPTION |
|---------------------------|-----------------------|
| STANDARD FINISHES: | |
| 600 | Primed for Painting |
| 689 | Aluminum Painted |
| 690 | Dark Bronze Painted |
| 691 | Light Bronze Painted |
| 693 | Black Painted |
| 694 | Medium Bronze Painted |
| 696 | Satin Brass Painted |

| DOOR CLOSER PAINT (PRICE PER CAN) | | | |
|-----------------------------------|--------------------------------------|---------------------------|------------|
| MODEL # | PRODUCT DESCRIPTION | APPROX. SHIPPING WT. LBS. | LIST PRICE |
| 1A | Aluminum Spray Paint (689) | 8 | \$36.00 |
| 2B | Light Bronze Spray Paint (691) | 8 | |
| 5S | Dark Bronze Spray (STAT) Paint (690) | 8 | |
| 6SB | Gold Spray Paint (696) | 8 | |
| | | | |

| PRODUCT OPTIONS | ADD |
|--|----------|
| SPECIAL FINISHES: <ul style="list-style-type: none"> Contact factory for availability A set-up fee will be added to EACH purchase order that lists non-standard sprayed or powder coat finishes. Discount 50% only. Fee will appear as a separate line item on invoice: SETUPDCG. | \$800.00 |
| 6FIN - Sprayed Finish Samples | \$36.00 |
| 600 special rust inhibiting prime coat. | \$36.00 |
| *GROMMET NUTS: Suffix "TBGN" to model number (1-3/8", 1-3/4", 2-1/4" doors) | |
| Ordered with closer - PKG of 4 each | N/C |
| *SLEEVE NUTS: Bolts excluded | |
| Ordered with closer - Steel base material - PKG of 4 each | \$2.00 |

*See Page 206 for packages.



DISTRIBUTOR LIST PRICES

SERIES 1900 TRADITIONAL SURFACE CLOSERS

1900 SERIES TRADITIONAL CLOSERS

(4 per case)

| MODEL # | PRODUCT DESCRIPTION | APPROX. SHIPPING WT. LBS. | LIST PRICE |
|-----------------------|----------------------------------|---------------------------|------------|
| NON-HOLD OPEN: | | | |
| 1902/4 | Regular Arm | 10 | \$1,127.00 |
| 1905/6 | Regular Arm | 10 | |
| PA1902/4 | Parallel Arm | 10 | |
| PA1905/6 | Parallel Arm | 10 | |
| 1902/4DL* | Delayed Action Regular Arm Only | 10 | \$1,171.00 |
| 1905/6DL* | Delayed Action Regular Arm Only | 10 | |
| PR1902/4 | Parallel Rigid Arm (SN included) | 10 | \$1,150.00 |
| PR1905/6 | Parallel Rigid Arm (SN included) | 10 | |
| ^UNI1902/4 | UNI Stop™ Door Control | 13 | \$1,365.00 |
| ^UNI1905/6 | UNI Stop™ Door Control | 13 | |
| HOLD OPEN: | | | |
| 1912/4 | Regular 90° - 180° Holder Arm | 11 | \$1,173.00 |
| 1915/6 | Regular 90° - 180° Holder Arm | 11 | |
| PA1912/4 | Parallel 90° - 180° Holder Arm | 11 | |
| PA1915/6 | Parallel 90° - 180° Holder Arm | 11 | |
| PR1912/4 | Parallel Rigid Arm (SN included) | 11 | \$1,206.00 |
| PR1915/6 | Parallel Rigid Arm (SN included) | 11 | |
| ^UNI1912/4 | UNI Stop™ Door Control | 13 | \$1,446.00 |
| ^UNI1915/6 | UNI Stop™ Door Control | 13 | |

^When Ordering Specify Door Width.

*Specify hand when ordering.

BACK PLATES & DROP PLATES FOR 1900 SERIES CLOSERS

| MODEL # | PRODUCT DESCRIPTION | LIST PRICE |
|---------|----------------------------|------------|
| 1988 | Narrow Top Rail Drop Plate | \$104.70 |

ACCESSORIES

| MODEL # | PRODUCT DESCRIPTION | LIST PRICE |
|------------|---|------------|
| 1950 | Corner Bracket | \$175.00 |
| 2950 | Corner Bracket, Extra Drop | \$185.00 |
| 964 | Adjustable Bracket (Arched or Circular Top Door) | |
| 974 | Offset Adjustable Bracket (Arched or Circular Top Door) | \$269.00 |
| *289 | Soffit Plate Non-Hold Open | \$31.30 |
| *413A | Soffit Bracket (Mounting Between Doors) | \$44.10 |
| *297 | Narrow Frame/Removable Stop Soffit Plate | |
| *299 | Blade/Applied Stop Soffit Plate | |
| *290 | Extra-Clearance Offset Soffit Plate | |
| 292 | Molded/Bull Nose Trim Bracket | \$32.60 |
| *293L | Flush Transom Angle Bracket | |
| 293S | Spacer Block | \$10.20 |
| *589L | Flush Transom Angle Bracket | \$44.10 |
| *291, 291A | Molded/Bull Nose Trim Bracket | |
| **6190 | UNI Stop™ Soffit Plate Support Bracket | \$48.00 |
| 6191 | UNI Stop™ Wide Frame Reinforcing Kit | \$60.20 |
| 890 | Narrow Frame Support Bracket | \$55.00 |
| 891 | Clearance/Support Blade Stop | |
| 1983 | Retrofit Adaptor Plate | \$97.00 |
| 1986 | Retrofit Adaptor Plate | |

*No charge when ordered with closer.

**Furnished standard with all Parallel Arm UNI Stop™ no extra.

When ordering 6191 in place of 6190, no extra.

When Ordering: Specify finish and hand.



DISTRIBUTOR LIST PRICES

ARMS AND ARM ASSEMBLIES (PARTS)

REGULAR AND PARALLEL ARMS

| MODEL # | PRODUCT DESCRIPTION | LIST PRICE |
|----------|---|------------|
| Y1900-1 | Regular Arm Assembly Non-Hold Open | \$100.00 |
| 1900-1M | Main Arm | \$54.00 |
| Y1900-1W | Main Arm and Adjusting Tube | \$89.00 |
| 1900-11 | Rod and Shoe | \$38.00 |
| 1900-3 | Regular Arm Assembly Hold Open 90° to 180° | \$146.00 |
| 1900-1M | Main Arm | \$54.00 |
| 1900-3W | Main Arm and Rod Less Holder Shoe & Loop Assembly | \$89.00 |
| 1900-13 | Holder Shoe and Loop | \$57.00 |
| Y1900-5 | Parallel Arm Assembly Non-Hold Open | \$100.00 |
| 1900-1M | Main Arm | \$54.00 |
| Y1900-1W | Main Arm Less Rod and Soffit Plate | \$89.00 |
| 1900-15 | Rod and Soffit Plate | \$38.00 |
| 1900-8 | *Parallel Arm Assembly Hold Open 90° to 180° (Handed) | \$146.00 |
| 1900-1M | Main Arm | \$54.00 |
| 1900-3W | Main Arm and Rod Less Holder Shoe & Loop Assembly | \$89.00 |
| 1900-18 | *Soffit Plate Holder & Loop Assembly | \$85.00 |

*Specify Hand

RIGID ARMS

| MODEL # | PRODUCT DESCRIPTION | LIST PRICE |
|-----------|--|------------|
| PR1900-5 | Parallel Rigid Arm Non-Hold Open | \$162.00 |
| PR1900-8R | Parallel Rigid Arm Hold Open, Right Hand | \$179.00 |
| PR1900-8L | Parallel Rigid Arm Hold Open, Left Hand | |

UNI STOP™ ARMS

| MODEL # | PRODUCT DESCRIPTION | LIST PRICE |
|---------|--|------------|
| 6130-17 | Arm Assembly Non-Hold Open Door Width 28" to 32" | \$364.00 |
| 6130-18 | Arm Assembly Non-Hold Open Door Width 33" to 41" | |
| 6130-19 | Arm Assembly Non-Hold Open Door Width 42" to 48" | |
| 6130-7 | Arm Assembly Hold Open Door Width 28" to 32" | \$460.00 |
| 6130-8 | Arm Assembly Hold Open Door Width 33" to 41" | |
| 6130-9 | Arm Assembly Hold Open Door Width 42" to 48" | |

MISCELLANEOUS PARTS

| MODEL # | PRODUCT DESCRIPTION | LIST PRICE |
|---------|---|------------|
| 24BD | B/D Spring | \$149.00 |
| 56EF | E/F Spring | \$166.00 |
| 230BC | Spring (prior to 1978 model) | \$527.00 |
| 230D | Spring (prior to 1978 model) | \$324.00 |
| 230EF | Spring (prior to 1978 model) | \$240.00 |
| 1543R | Jackscrew (holder loop to bracket) Right Hand | \$13.10 |
| 1543L | Jackscrew (holder loop to bracket) Left Hand | |
| 455 | Locknut (holder loop to bracket) | \$12.20 |
| 1554 | Friction Disc (holder loop) | \$7.40 |

When Ordering: Specify finish where required.



DISTRIBUTOR LIST PRICES

SCREW PACKAGES

SCREW PACKS

| MODEL # | PRODUCT DESCRIPTION | LIST PRICE |
|-------------|--|------------|
| SN-134 | Sleeve Nuts Only 1-3/4" Door | \$6.20 |
| SN-214 | Sleeve Nuts Only 2-1/4" Door | \$69.00 |
| TBGN 138-38 | Through-bolts and Grommet Nuts 1-3/8" door | \$13.80 |
| TBGN 134-38 | Through-bolts and Grommet Nuts 1-3/4" door | |
| TBGN 214-38 | Through-bolts and Grommet Nuts 2-1/4" door | |

CLOSER BODIES

| | | |
|-----------|--------------------|----------|
| 1902/4LAP | 1902/4 Closer Body | \$900.00 |
| 1905/6LAP | 1905/6 Closer Body | |



DISTRIBUTOR LIST PRICES

YDC200 SERIES DOOR CLOSER

STANDARD FINISHES: Products will be furnished only in the following finishes.

| ANSI/BHMA CODE | FINISH DESCRIPTION |
|----------------|---------------------|
| 689 | Aluminum Painted |
| 690 | Dark Bronze Painted |

| MODEL # | PRODUCT DESCRIPTION | CASE QUANTITY | APPROX. SHIPPING WT. LBS. | 689 690 |
|---------|--|---------------|---------------------------|----------|
| YDC201 | Multi-Sized (1-4) Closer - Non-Hold Open | 6 | 6 | \$153.00 |
| YDC204 | Size 4 Closer with Backcheck - Non-Hold Open | 6 | 6 | \$140.00 |

Note: Sleeve Nuts furnished standard with all models.

MISCELLANEOUS PARTS:

| MODEL # | PRODUCT DESCRIPTION | 689 690 |
|---------|--------------------------------------|---------|
| 200COV | Cover Only | \$19.00 |
| SN134 | Sleeve Nuts Only – 1-3/4" Thick Door | \$6.20 |



DISTRIBUTOR LIST PRICES





DISTRIBUTOR LIST PRICES

DOOR ALARM

| MODEL # | PRODUCT DESCRIPTION | LIST PRICE |
|---|---|------------|
| SDA16-1 | Battery Operated Door Alarm with YA1 Cam Lock | \$360.00 |
| SDA16XL-1 | Battery Operated Door Alarm with Remote Mounting and YA1 Cam Lock | \$415.00 |
| OPTIONS: | | |
| INSIDE CYLINDER: Ordered Separately - See Below | | |
| OUTSIDE CYLINDER: Ordered as 121NL - Specify Cylinder - See Below (Available for SDA16 only) | | |

NOTE: See page 210 for power supplies and electrified accessories.

CYLINDERS

| MODEL | PRODUCT DESCRIPTION | CYLINDER LENGTH | COLLAR SIZE | ALL FINISHES |
|--|---|-----------------|-------------|--------------|
| MORTISE CYLINDERS FOR INSIDE OPTION | | | | |
| 2153 | Standard Mortise Cylinder 6-Pin | 1-1/8" | N/A | \$73.00 |
| 2153 | Standard Mortise Cylinder 7-Pin | 1-1/4" | N/A | \$75.00 |
| 2196 | Large Format Interchangeable Core Mortise Cylinder 6-Pin | 1-1/2" | KP4 | \$133.00 |
| 2197 | Large Format Interchangeable Core Mortise Cylinder 7-Pin | 1-11/16" | 1765.250 | \$135.00 |
| 5153 | Security Mortise Cylinder 6-Pin | 1-1/8" | N/A | \$291.00 |
| 5153 | Security Mortise Cylinder 7-Pin | 1-1/4" | N/A | \$295.00 |
| 5196 | Security Large Format Interchangeable Core Mortise Cylinder 6-Pin | 1-1/2" | KP4 | \$362.00 |
| 5197 | Security Large Format Interchangeable Core Mortise Cylinder 7-Pin | 1-11/16" | 1765.250 | \$366.00 |
| K100 | Yale® KeyMark® Mortise Cylinder 6- or 7-Pin | 1-1/8" | N/A | \$86.00 |
| K100 | Yale® KeyMark® Mortise Cylinder 6- or 7-Pin | 1-1/4" | N/A | |
| K100 | Yale® KeyMark® Mortise Cylinder 6- or 7-Pin | 1-1/2" | KP4 | \$184.00 |
| K820 | Yale® KeyMark® Large Format Interchangeable Core Mortise Cylinder 6-Pin | 1-1/2" | KP4 | \$159.00 |
| K820 | Yale® KeyMark® Large Format Interchangeable Core Mortise Cylinder 6-Pin | 1-11/16" | 1765.250 | |
| K620 | Yale® KeyMark® Small Format Interchangeable Core Mortise Cylinder 6-Pin | 1-1/4" | N/A | \$156.00 |
| K620 | Yale® KeyMark® Small Format Interchangeable Core Mortise Cylinder 6- or 7-Pin | 1-3-8" | N/A | |
| A620 | Best® Keyway Small Format Interchangeable Core Mortise Cylinder 6-Pin | 1-1/4" | N/A | \$125.00 |
| A620 | Best® Keyway Small Format Interchangeable Core Mortise Cylinder 6- or 7-Pin | 1-3-8" | N/A | |

| MODEL # | PRODUCT DESCRIPTION | RING/ COLLAR | ALL FINISHES |
|---|--|--------------|--------------|
| RIM CYLINDERS FOR OUTSIDE OPTION | | | |
| 1109 | Standard Cylinder 6-Pin | 1765-.250 | \$73.00 |
| 1109 | Standard Cylinder 7-Pin | | \$75.00 |
| 1709 | CMK Cylinder 6-Pin | | \$89.00 |
| 1709 | CMK Cylinder 7-Pin | | \$91.00 |
| 1193 | Large Format Interchangeable Core Cylinder 6-Pin | | \$133.00 |
| 1193 | Large Format Interchangeable Core Cylinder 7-Pin | | \$135.00 |
| 5109 | Security Cylinder 6-Pin | | \$291.00 |
| 5109 | Security Cylinder 7-Pin | | \$295.00 |
| U5109 | High Security Cylinder 6-Pin | | \$391.00 |
| U5109 | High Security Cylinder 7-Pin | | \$395.00 |
| 5193 | Security Large Format Interchangeable Core Cylinder 6-Pin | | \$362.00 |
| 5193 | Security Large Format Interchangeable Core Cylinder 7-Pin | | \$366.00 |
| K300 | Yale® KeyMark® Cylinder 6- or 7-Pin | | \$94.00 |
| K840 | Yale® KeyMark® Large Format Interchangeable Core Cylinder 6-Pin or 7-Pin | | \$159.00 |
| K640 | Yale® KeyMark® Small Format Interchangeable Core Cylinder 6- or 7-Pin | | \$156.00 |
| A640 | Best® Keyway Small Format Interchangeable Core Cylinder 6- or 7-Pin | | \$125.00 |
| 2109 | Schlage® "C" Keyway Cylinder 6-Pin - 0-bitted or Keyed Random | | \$73.00 |

When Ordering: Specify design, hand and finish.

**ELECTRIFIED ACCESSORIES AND WIRING DIAGRAM SERVICES****POWER SUPPLIES:**

| MODEL # | PRODUCT DESCRIPTION | LIST PRICE |
|----------|--|------------|
| 782 | Controller - controls two "P" latch retraction exit devices | \$799.00 |
| 784 | 9VDC with plug-in wall transformer used with 7116 alarm kits, SDA16 door alarm, inTouch® touchscreen locks and eBoss® keypad locks | \$491.00 |
| BPS-24-1 | 1 AMP @ 24VDC | \$345.00 |
| BPS-24-2 | 2 AMP @ 24VDC | \$702.00 |
| BPS-24-4 | 4 AMP @ 24VDC | \$1,140.00 |
| BPS-12-1 | 1 AMP @ 12VDC | \$345.00 |
| BPS-12-3 | 3 AMP @ 12 VDC | \$702.00 |

WIRE HARNESS:

| MODEL # | PRODUCT DESCRIPTION | LIST PRICE |
|---------|--|------------|
| WH-11 | Hardwired harness for 36" exit devices used with 7116 alarm kits. Also used with SDA-16. | \$138.00 |
| WH-12 | Hardwired harness for 48" exit devices used with 7116 alarm kits. | |
| WH-13 | Hardwired harness for 36" surface vertical rod exit devices used with 7116 alarm kits. | \$167.00 |
| WH-14 | Hardwired harness for 48" surface vertical rod exit devices used with 7116 alarm kits. | |
| WH-28 | inTouch/nexTouch remote power and request to enter harness | \$63.00 |

MISCELLANEOUS ACCESSORIES:

| MODEL/PART # | PRODUCT DESCRIPTION | LIST PRICE |
|--------------|--|------------|
| B-12-4 | 12V Battery (2 required for 24V) | \$73.00 |
| EPT | Electrical power transfer = up to 120 degree swing | \$99.00 |
| EPTL | Electrical power transfer – long = over 120 degree swing | \$132.00 |

Yale recommends McKinney®, Pemko and Securitron® for power transfer devices and other electronic accessories.

CUSTOM WIRING DIAGRAM SERVICES:

| MODEL # | PRODUCT DESCRIPTION | LIST PRICE |
|----------|-------------------------------|--|
| WD-BASIC | Basic Riser/Elevation Diagram | Contact 800-810-WIRE for pricing |
| WD-SPEC | Specification package | |
| WD-P2P | Point to Point package | |
| WD-SYSPK | System Package | |
| WD-SWP | Special Wiring Package | |

Note: Consult Electromechanical Technical Services at 800-810-WIRE (9473) to establish the price, type and number of wiring diagrams required for project.

For 8800 Series Electrified Mortise Locksets, see pages 61-65 and 73-75

For 5400LN Series Electrified Cylindrical Locksets, see page 77

For 5300LN Series Electrified Cylindrical Locksets, see page 87

For 4700LN Series Electrified Cylindrical Locksets, see page 3

For 7000 Series Electrified Exit Devices, see pages 125-126

For 6000 Series Electrified Exit Devices, see pages 143-144



DISTRIBUTOR LIST PRICES

NEXTOUCH™ CYLINDRICAL LOCK

| ANSI/BHMA CODE | FINISH DESCRIPTION | PART DESIGNATION |
|----------------|---|------------------|
| BRASS: | | |
| 605 | Bright Brass, Clear Coated | 003 |
| BRONZE: | | |
| 613E | Dark Oxidized Satin Bronze - equivalent | 13E |

| ANSI/BHMA CODE | FINISH DESCRIPTION | PART DESIGNATION |
|-----------------|-------------------------|------------------|
| CHROME: | | |
| 626 | Satin Chrome Plated | 025 |
| PAINTED: | | |
| BSP | Black Suede Powder Coat | BSP |



| PRODUCT OPTIONS | DEDUCT | ADD |
|--|---------|----------|
| CYLINDERS: 6-Pin Only | | |
| LESS CYLINDER OR LESS CORE: | | |
| Standard cylinder prep less cylinder, specify "x LC" Ordering Example: AU-NTB610-NR | \$64.00 | — |
| Large format interchangeable core prep less core, for 6-pin, specify "x 1210 Prep x Less Core" Ordering Example: AU-NTB610-NR x 1210 Prep x Less Core | — | \$0.00 |
| INTERCHANGEABLE CORE CYLINDERS: | | |
| 1210 - LFIC 6-Pin (includes MK or GMK) Ordering Example: AU-NTB610-NR x 1210 x 626 | — | \$60.00 |
| A600 Best® Keyway SFIC 6-or 7-Pin (includes MK or GMK) Ordering Example: Ordering Example: B-AU-NTB610-NR x A600 | — | \$52.00 |
| CYLINDER OPTIONS: | | |
| Lockset with SFIC Core Prep (less core) Prefix B to trim designation. Specify 6 or 7-pin. Ordering Example: B-AU-NTB610-NR x Less Core | \$0.00 | \$0.00 |
| Lockset with Medeco®/ASSA® IC Core Prep (less core) Prefix M to trim designation. Not available with MO or PB levers. 6-pin only. Ordering Example: M-AU-NTB610-NR x Less Core | \$0.00 | \$0.00 |
| Lockset with Schlage® IC Core Prep (less core) Prefix SI to trim designation. Not available with MO levers. 6-pin only. Ordering Example: SI-AU-NTB610-NR x Less Core | \$0.00 | \$0.00 |
| Lockset with Corbin Russwin IC Core Prep (less core) Prefix R to trim designation. Not available with MO or PB levers. 6-pin only. Ordering Example: R-AU-NTB610-NR x Less Core | \$0.00 | \$0.00 |
| Lockset with Sargent IC Core Prep (less core) Prefix SG to trim designation. Not available with MO levers. 6-pin only. Ordering Example: SG-AU-NTB610-NR x Less Core | \$0.00 | \$33.00 |
| Lockset with Schlage® Standard Cylinder Prep (less cylinder) Prefix S to trim designation. 6-pin only. Ordering Example: S-AU-NTB610-NR x Less Cylinder | \$26.00 | \$0.00 |
| Lockset with Schlage® "C" Keyway Cylinder (specify cylinder model number 2803-53L) Ordering Example: AU-NTB610-NR x 2803-53L x 626 | \$0.00 | \$0.00 |
| Lockset with Arrow "AR" Keyway Cylinder (specify cylinder model 100CV1) Ordering Example: AU-NTB-610 x 100CV1 x 626 | \$0.00 | \$0.00 |
| Lockset with Corbin Russwin "L4", Corbin "60", Russwin "D1", Sargent® "LA" or Schlage® "E" Keyway Cylinder. (specify cylinder model number 3803-53L x keyway) Ordering Example: AU-NTB610-NR x 3803-53L x L4 x 626 | \$0.00 | \$16.00 |
| KNURLING: Available for all levers in 613E, 626 and BSP finishes only | | |
| Outside or Inside Only | — | \$78.00 |
| Both Sides | — | \$156.00 |
| ABRASIVE COATING: | | |
| Outside or Inside Only | — | \$48.00 |
| Both Sides | — | \$96.00 |
| DOOR THICKNESS: 1-3/4" (For 1-3/8" thick doors, thin door kit must be used) | — | STD |

NOTES:

SECURITY & YALE® KEYMARK® CYLINDERS: See next page for pricing. These cylinders are priced and discounted separately. Split finishes are not available for the nexTouch™ locks.



DISTRIBUTOR LIST PRICES

NEXTOUCH™ CYLINDRICAL LOCK

DESIGNS: Augusta-AU Monroe - MO Pacific Beach - PB

| MODEL # | PRODUCT DESCRIPTION | ALL FINISHES |
|-------------------------|---|--------------|
| NO RADIO OPTIONS | | |
| NTB610-NR | Bored Lock w/Pushbutton Keypad - Cylinder Override | \$569.00 |
| NTB630-NR | Bored Lock w/Pushbutton Keypad - Without Cylinder Override | \$505.00 |
| NTB620-NR | Bored Lock w/Capacitive Touchscreen - Cylinder Override | \$593.00 |
| NTB640-NR | Bored Lock w/Capacitive Touchscreen - Without Cylinder Override | \$529.00 |
| RADIO OPTIONS | | |
| NTB610-HA2 | Bored Lock w/Pushbutton Keypad - Cylinder Override - ZigBee radio module | \$694.00 |
| NTB630-HA2 | Bored Lock w/Pushbutton Keypad - Without Cylinder Override - ZigBee radio module | \$630.00 |
| NTB620-HA2 | Bored Lock w/Capacitive Touchscreen - Cylinder Override - ZigBee radio module | \$718.00 |
| NTB640-HA2 | Bored Lock w/Capacitive Touchscreen - Without Cylinder Override - ZigBee radio module | \$654.00 |
| NTB610-ZW2 | Bored Lock w/Pushbutton Keypad - Cylinder Override - Z-Wave radio module | \$694.00 |
| NTB630-ZW2 | Bored Lock w/Pushbutton Keypad - Without Cylinder Override - Z-Wave radio module | \$630.00 |
| NTB620-ZW2 | Bored Lock w/Capacitive Touchscreen - Cylinder Override - Z-Wave radio module | \$718.00 |
| NTB640-ZW2 | Bored Lock w/Capacitive Touchscreen - Without Cylinder Override - Z-Wave radio module | \$654.00 |

CASE LOT: 3
SHIPPING WEIGHT: 7.2 lbs. per lock

| MODEL # | PRODUCT DESCRIPTION | ORDERED SEPARATELY | ORDERED WITH LOCKSET |
|--------------------------------|--|--------------------|----------------------|
| STRIKES: | | | |
| 202 | Strike Box (Not Plated) | \$2.00 | \$2.00 |
| 371 | Strike 1 1/4" Lip with Box | \$8.00 | N/C |
| 371 | Strike 1", 1-1/2", 1-3/4" or 2" Lip with Box | \$15.00 | \$2.00 |
| 497 | ANSI Strike Lip 1-1/4" | \$38.00 | STD |
| 497 | ANSI Strike with 1-1/8", 1-1/2" or 1-3/4" Lip | \$45.00 | \$14.00 |
| DEADLOCKING LATCHBOLTS: | | | |
| 694 | Beveled, 2-3/4" Backset, 1/2" Throw, 2-1/4" x 1-1/8" Front | \$95.00 | STD |
| F694 | Flat, 2-3/4" Backset, 1/2" Throw, 2-1/4" x 1-1/8" Front | | N/C |
| 480B | Beveled, 2-3/4" Backset, 3/4" Throw, 2-1/4" x 1-1/8" Front | \$180.00 | \$85.00 |
| F480B | Flat, 2-3/4" Backset, 3/4" Throw, 2-1/4" x 1-1/8" Front | | |
| 380N | 2-3/8" Backset, 2-1/4" x 1" Front | \$36.00 | N/C |

| MODEL # | PRODUCT DESCRIPTION | ORDERED SEPARATELY | ORDERED WITH LOCKSET |
|-------------------|---|--------------------|----------------------|
| CYLINDERS: | | | |
| 1803-53L | Standard Cylinder 6-Pin | \$64.00 | N/C |
| 5803-53L | Security Cylinder 6-Pin | \$256.00 | \$192.00 |
| K800 | Yale® KeyMark® Large Format Interchangeable Core Only 6-Pin | \$86.00 | \$86.00 |
| K403-53L | Yale® KeyMark® Cylinder | \$81.00 | \$81.00 |
| 1210 | Large Format Interchangeable Core Only 6-Pin | \$60.00 | \$60.00 |
| 5210 | Security Large Format Interchangeable Core Only 6-Pin | \$235.00 | \$235.00 |
| K600 | Yale® KeyMark® Small Format Interchangeable Core | \$83.00 | \$83.00 |
| 2803-53L | Schlage® "C" Keyway Cylinder 6-Pin - 0-bitted or Keyed Random | \$64.00 | N/C |
| 3803-53L | Other Manuf. Keyway Cylinder 6-Pin - Keyed Random, Specify Keyway | \$80.00 | \$16.00 |
| 100CV1 | Arrow "AR" Keyway Cylinder | \$64.00 | N/C |
| A600 | Best® Keyway Small Format Interchangeable Core 6-or 7-Pin, Specify Keyway | \$52.00 | \$52.00 |
| 108S | Schlage® Cylinder Adapter Kit | \$19.40 | \$19.40 |



DISTRIBUTOR LIST PRICES

NEXTOUCH™ CYLINDRICAL LOCK

| PARTS | | | | |
|---|-------------------|-------------------|-------------------|---------------------|
| LEVERS ONLY: | PART NUMBER AU | PART NUMBER MO | PART NUMBER PB | 605 613E 626 BSP |
| Plain Inside (for use with NTB600) | 14-YM00-6040 | 14-5301-6902 | 14-5301-6054 | \$59.00 |
| Plain Outside (for use with NTB630/640) | 14-YM00-6060 | 14-5303-6066 | 14-5303-6062 | |
| Standard Cylinder Outside (for use with NTB610-NR/620) | 14-YM00-6039 | 14-5305-6056 | 14-5305-6054 | |
| SFIC Outside (for use with NTB610-NR/620) | 14-YM00-6030 | 14-5305-0016 | 14-5305-0012 | \$72.00 |
| LFIC Outside (for use with NTB610-NR/620) | 14-YM00-6028 | 14-5305-6059 | 14-5305-6051 | |
| OTHER COMPONENTS: | | | PART NUMBER | NO FINISH |
| Motorized Lock Chassis (1-3/8" & 1-3/4" door) | | | 14-5361-0902-048 | \$116.00 |
| Battery Cover | | | 14-B600-0200-999 | \$36.00 |
| Weather Gasket Kit (replacement inside & outside gaskets) | | | 14-B600-0201-999 | |

| MODEL/PART # | PRODUCT DESCRIPTION | LIST PRICE |
|---------------------|--|------------|
| ACCESSORIES: | | |
| 784 | Optional remote 9VDC power supply with plug-in wall transformer | \$491.00 |
| WH-28 | Remote power and request to enter wire harness | \$63.00 |
| 14-4761-0106 | 1-3/8" Thin door kit. Includes inside and outside escutcheon spacers as well as a 2-3/8" latchbolt | \$75.00 |

| MODEL # | PRODUCT DESCRIPTION | LIST PRICE |
|-----------------------|---------------------|------------|
| RADIO MODULES: | | |
| ZW2 | USA Zwave | \$125.00 |
| HA2 | HA1.2 Zigbee | |



DISTRIBUTOR LIST PRICES





DISTRIBUTOR LIST PRICES

NEXTOUCH™ SECTIONAL MORTISE LOCK

| ANSI/BHMA CODE | FINISH DESCRIPTION | PART DESIGNATION |
|-----------------|---|------------------|
| BRASS: | | |
| 605 | Bright Brass, Clear Coated | 003 |
| BRONZE: | | |
| 613E | Dark Oxidized Satin Bronze - equivalent | 13E |
| CHROME: | | |
| 626 | Satin Chrome Plated | 025 |
| PAINTED: | | |
| BSP | Black Suede Powder Coat | BSP |

| PRODUCT OPTIONS | DEDUCT | ADD |
|--|----------|-----------|
| LESS CYLINDER: Specify "x LC" Cylinder rings/collars not furnished with locksets ordered less cylinders. | \$73.00 | — |
| Hotel Function Locksets - Less Cylinder | \$161.00 | — |
| IC Housing ordered with locksets (ICLC) | — | \$0.00 |
| 7-PIN CYLINDERS: Add to 6-Pin cylinder | — | No Match! |
| DUST GUARD: Prefix "D" to model number (refer to catalog for available cylinders) | — | \$49.00 |
| INTERCHANGEABLE CORE CYLINDERS: | | |
| 2196 - LFIC 6-Pin (Includes MK or GMK) Ordering Example: NTM610-NR x 2196 x LH x 626 | — | \$60.00 |
| A620 - SFIC 6-or 7-Pin (Includes MK or GMK) Ordering Example: NTM610-NR x A620 x RH x 626 | — | \$52.00 |
| TORX® SECURITY HEAD SCREWS: Standard size only (add for each screw) | — | \$1.00 |
| Quantity Required: Sectional Trim = 4 | — | \$4.00 |
| SPECIAL STRIKES: | | |
| Strikes with lip lengths other than 1-1/8" or 1-1/4" | — | \$14.00 |
| KNURLING: Available for all knob and levers in any finish except HA, PN and all Reflections® levers | | |
| OUTSIDE OR INSIDE ONLY | — | \$78.00 |
| Both Sides | — | \$156.00 |
| ABRASIVE COATING: Lever | | |
| Outside or Inside Only | — | \$48.00 |
| Both Sides | — | \$96.00 |
| DOORS 1-3/4" THICK TO 2-1/4" THICK: | | |
| Non-keyed | — | \$107.00 |
| Single cylinder keyed | — | \$168.00 |
| Double cylinder keyed | — | \$188.00 |

NOTE: Split finishes are not available for the nexTouch™ locks.



DISTRIBUTOR LIST PRICES

NEXTTOUCH™ SECTIONAL MORTISE LOCK

DESIGNS: Arcadia - AR* Augusta-AU Carmel - CR Jefferson - JN* Monroe - MO
 Pacific Beach - PB Pinehurst - PN* Virginia - VI*

REFLECTIONS DESIGNS: Hudson: TB*, TC*, UB*, UC*, TD*
 Danube: TE*, TI*
 Seine: TG*, TO*, TJ*, TK*
 Thames: TM*, TN*, TP*, TQ*, TR*, TS*
 Victoria: TT*, TU*, TV*, TW*, TY*, UW*, TX*, UX*, TZ*
 Niagara: MA*, RA*, RB*, RC*

ROSE DESIGNS: R3, R4, R5, R6, R7, R8
 Copenhagen - R

*These designs will incur the \$103.00 price adder as established in the standard mortise locks. This includes all reflections trim.

| MODEL # | PRODUCT DESCRIPTION | ALL FINISHES |
|-------------------------|---|--------------|
| NO RADIO OPTIONS | | |
| NTM610-NR | Mortise Lock w/Pushbutton Keypad - Cylinder Override | \$786.00 |
| NTM615-NR | Mortise Lock w/Pushbutton Keypad - Cylinder Override w/Thumbturn | \$806.00 |
| NTM630-NR | Mortise Lock w/Pushbutton Keypad - Without Cylinder Override | \$713.00 |
| NTM635-NR | Mortise Lock w/Pushbutton Keypad - Without Cylinder Override w/Thumbturn | \$733.00 |
| NTM620-NR | Mortise Lock w/Capacitive Touchscreen - Cylinder Override | \$810.00 |
| NTM625-NR | Mortise Lock w/Capacitive Touchscreen - Cylinder Override w Thumbturn | \$830.00 |
| NTM640-NR | Mortise Lock w/Capacitive Touchscreen - Without Cylinder Override | \$737.00 |
| NTM645-NR | Mortise Lock w/Capacitive Touchscreen - Without Cylinder Override w/Thumbturn | \$757.00 |
| RADIO OPTIONS | | |
| NTM610-HA2 | Mortise Lock w/Pushbutton Keypad - Cylinder Override - ZigBee radio module | \$911.00 |
| NTM615-HA2 | Mortise Lock w/Pushbutton Keypad - Cylinder Override - w/Thumbturn ZigBee radio module | \$931.00 |
| NTM630-HA2 | Mortise Lock w/Pushbutton Keypad - Without Cylinder Override - ZigBee radio module | \$838.00 |
| NTM635-HA2 | Mortise Lock w/Pushbutton Keypad - Without Cylinder Override - w/Thumbturn ZigBee radio module | \$858.00 |
| NTM620-HA2 | Mortise Lock w/Capacitive Touchscreen - Cylinder Override - ZigBee radio module | \$935.00 |
| NTM625-HA2 | Mortise Lock w/Capacitive Touchscreen - Cylinder Override - w/Thumbturn ZigBee radio module | \$955.00 |
| NTM640-HA2 | Mortise Lock w/Capacitive Touchscreen - Without Cylinder Override - ZigBee radio module | \$862.00 |
| NTM645-HA2 | Mortise Lock w/Capacitive Touchscreen - Without Cylinder Override - w/Thumbturn ZigBee radio module | \$882.00 |
| NTM610-ZW2 | Mortise Lock w/Pushbutton Keypad - Cylinder Override - Z-Wave radio module | \$911.00 |
| NTM615-ZW2 | Mortise Lock w/Pushbutton Keypad - Cylinder Override - w/Thumbturn Z-Wave radio module | \$931.00 |
| NTM630-ZW2 | Mortise Lock w/Pushbutton Keypad - Without Cylinder Override - Z-Wave radio module | \$838.00 |
| NTM635-ZW2 | Mortise Lock w/Pushbutton Keypad - Without Cylinder Override - w/Thumbturn Z-Wave radio module | \$858.00 |
| NTM620-ZW2 | Mortise Lock w/Capacitive Touchscreen - Cylinder Override - Z-Wave radio module | \$935.00 |
| NTM625-ZW2 | Mortise Lock w/Capacitive Touchscreen - Cylinder Override - w/Thumbturn Z-Wave radio module | \$955.00 |
| NTM640-ZW2 | Mortise Lock w/Capacitive Touchscreen - Without Cylinder Override - Z-Wave radio module | \$862.00 |
| NTM645-ZW2 | Mortise Lock w/Capacitive Touchscreen - Without Cylinder Override - w/Thumbturn Z-Wave radio module | \$882.00 |

| MODEL # | PRODUCT DESCRIPTION | ALL FINISHES |
|-----------------|--|--------------|
| STRIKES: | | |
| 2815 | Latchbolt and Deadbolt , Curved Lip (8800) | \$38.00 |
| 2816 | Latchbolt and Deadbolt , Flat Lip (8800) | \$38.00 |



DISTRIBUTOR LIST PRICES

MORTISE MOTORIZED LOCK BODY

| PART NUMBER | DESCRIPTION | LIST PRICE |
|------------------|----------------------|------------|
| 50-M600-0100-014 | Lockbody No Deadbolt | \$348.00 |
| 50-M605-0100-014 | Lockbody w/Deadbolt | \$460.00 |

FIXED CORE MORTISE CYLINDERS

| MODEL # | PRODUCT DESCRIPTION | CAMS | ORDERED SEPARATELY |
|---------|--|------------------|--------------------|
| 2153 | Standard Cylinder for 8800FL, 8800, 8800RL, 350 Series Deadlocks | 1" - 1-3/4" | 2160 \$73.00 |
| 2123 | Extra Length Cylinder for 8800FL, 8800, 8800RL | *1-7/8" - 3-1/2" | 2160 \$102.00 |
| 2553* | Schlage® "C" Keyway Cylinder 6-Pin - 0-bitted or Keyed Random | 1-1/8" | 2160 \$73.00 |
| | 7-Pin Cylinders | ADD | — \$2.00 |

*2553 only available in 606, 612, 613 and 626 finishes.

INTERCHANGEABLE CORE MORTISE CYLINDERS: LFIC

| MODEL # | PRODUCT DESCRIPTION | LENGTH | CAM | ALL FINISHES |
|----------------|---------------------|--------------------|------|--------------|
| MORTISE | | | | |
| 2196 | LFIC Cylinder 6-Pin | 1-1/2", 1-3/4", 2" | 2160 | \$133.00 |
| 2197 | LFIC Cylinder 7-Pin | 1-11/16", 2" | 2160 | \$135.00 |

SECURITY CYLINDERS

| MODEL # | PRODUCT DESCRIPTION | CAM | ORDERED SEPARATELY | ORDERED WITH LOCKSET ADD |
|----------------|-------------------------|------|--------------------|--------------------------|
| MORTISE | | | | |
| 5153 | Security Cylinder 6-Pin | 2160 | \$291.00 | \$218.00 |
| 5153 | Security Cylinder 7-Pin | 2160 | \$295.00 | \$222.00 |



DISTRIBUTOR LIST PRICES

U.L. HIGH SECURITY CYLINDERS

| MODEL # | PRODUCT DESCRIPTION | CAM | ORDERED SEPARATELY | ORDERED WITH LOCKSET ADD |
|----------------|------------------------------|------|--------------------|--------------------------|
| MORTISE | | | | |
| U5153 | High Security Cylinder 6-Pin | 2160 | \$391.00 | \$318.00 |
| U5153 | High Security Cylinder 7-Pin | 2160 | \$395.00 | \$322.00 |

SECURITY INTERCHANGEABLE CORE MORTISE CYLINDERS

| MODEL # | PRODUCT DESCRIPTION | CAM | ORDERED SEPARATELY | ORDERED WITH LOCKSET ADD |
|----------------|------------------------------|------|--------------------|--------------------------|
| MORTISE | | | | |
| 5196 | LFIC Security Cylinder 6-Pin | 2160 | \$362.00 | \$289.00 |
| 5197 | LFIC Security Cylinder 7-Pin | 2160 | \$366.00 | \$293.00 |

COMPLETE CYLINDERS: SFIC

Note: A620 include Best® keyway core (A600), specify keyway.

| MODEL # | PRODUCT DESCRIPTION | CAM | ALL FINISHES |
|----------------|---------------------------|-----|--------------|
| MORTISE | | | |
| A620 | SFIC Cylinder 6- or 7-Pin | KC1 | \$125.00 |

YALE® KEYMARK® CYLINDERS, CORES AND HOUSINGS

MORTISE CYLINDERS:

| MODEL # | PRODUCT DESCRIPTION | LENGTHS | ALL FINISHES |
|---------|-------------------------------|------------------------------|--------------|
| K100 | Fixed Core Mortise Cylinder | 1-1/8", 1-1/4" | \$86.00 |
| K100 | Fixed Core Mortise Cylinder | 1-1/2", 1-3/4", 2" | \$184.00 |
| K620 | SFIC Mortise Cylinder | 1-1/4", 1-3/8", 1-3/4" | \$156.00 |
| K630 | SFIC Tapered Mortise Cylinder | 1-1/4", 1-3/8" | \$159.00 |
| K820 | LFIC Mortise Cylinder | 1-1/2", 1-11/16", 1-3/4", 2" | \$159.00 |

MORTISE CORES:

| MODEL # | PRODUCT DESCRIPTION | ALL FINISHES |
|---------|-----------------------|--------------|
| K600 | SFIC Core | \$83.00 |
| K800 | LFIC Core | \$86.00 |
| K890 | LFIC Core for Schlage | \$86.00 |

MORTISE HOUSINGS:

| MODEL# | PRODUCT DESCRIPTION | LENGTHS | ALL FINISHES |
|--------|------------------------------|------------------------------|--------------|
| K660 | SFIC Mortise Housing | 1-1/4", 1-3/8", 1-3/4" | \$83.00 |
| K670 | SFIC Tapered Mortise Housing | 1-1/4", 1-3/8" | \$76.00 |
| K860 | LFIC Mortise Housing | 1-1/2", 1-11/16", 1-3/4", 2" | \$73.00 |

When Ordering: Specify finish.

Specify ring/collar size when ordering with cylinder.



DISTRIBUTOR LIST PRICES

CYLINDER COMPONENTS & OPTIONS

***CYLINDER COLLARS:**

| MODEL # | PRODUCT DESCRIPTION | ALL FINISHES |
|---------|---|--------------|
| KP3 | Wave Washer | \$4.10 |
| 1765 | .062" - .219" | \$35.10 |
| | .250" - .656" | |
| 1766 | Tubular Spacer Collar for Mortise and Rim High Security | \$50.20 |

*Specify dimension. Cylinder collars not furnished with locksets or other products when ordered less cylinders. When cylinders ordered separately, collar length must be specified.

| MODEL/PART # | PRODUCT DESCRIPTION | LIST PRICE |
|--|--|------------|
| SECTIONAL MORTISE SCAR PLATE KITS (includes 1 o/s plate & 1 i/s plate): | | |
| 50-M600-0150-033 | O/S with cylinder - I/S no thumbturn | \$88.00 |
| 50-M600-0151-033 | O/S no cylinder - I/S no thumbturn | |
| 50-M600-0152-033 | O/S with cylinder - I/S with thumbturn | |
| 50-M600-0153-033 | O/S no cylinder - I/S with thumbturn | |

| MODEL/PART # | PRODUCT DESCRIPTION | LIST PRICE |
|---------------------|--|------------|
| ACCESSORIES: | | |
| 784 | Optional remote 9VDC power supply with plug-in wall transformer | \$491.00 |
| WH-28 | Remote power and request to enter wire harness | \$63.00 |
| 14-4761-0106-025 | 1-3/8" Thin door kit. Includes inside and outside escutcheon spacers as well as a 2-3/8" latchbolt | \$75.00 |

| MODEL # | PRODUCT DESCRIPTION | LIST PRICE |
|-----------------------|---------------------|------------|
| RADIO MODULES: | | |
| ZW2 | USA Zwave | \$125.00 |
| HA2 | HA1.2 Zigbee | |



DISTRIBUTOR LIST PRICES





DISTRIBUTOR LIST PRICES

NEXTOUCH™ EXIT TRIM

| ANSI/BHMA CODE | FINISH DESCRIPTION | PART DESIGNATION |
|-----------------|---|------------------|
| BRASS: | | |
| 605 | Bright Brass, Clear Coated | 003 |
| BRONZE: | | |
| 613E | Dark Oxidized Satin Bronze - equivalent | 13E |
| CHROME: | | |
| 626 | Satin Chrome Plated | 025 |
| PAINTED: | | |
| BSP | Black Suede Powder Coat | BSP |

| PRODUCT OPTIONS | DEDUCT | ADD |
|--|---------|---------|
| LESS CYLINDER: Specify "x LC" Cylinder rings/collars not furnished with locksets ordered less cylinders. | \$73.00 | — |
| IC Housing ordered with locksets (ICLC) | — | \$0.00 |
| 7-PIN CYLINDERS: Add to 6-Pin cylinder | — | \$2.00 |
| DUST GUARD: Prefix "D" to model number (refer to catalog for available cylinders) | — | \$49.00 |
| INTERCHANGEABLE CORE CYLINDERS: | | |
| 2196 - LFIC 6-Pin (Includes MK or GMK) Ordering Example: NTM610-NR x 2196 x LH x 626 | — | \$60.00 |
| A620 - SFIC 6-or 7-Pin (Includes MK or GMK) Ordering Example: NTM610-NR x A620 x RH x 626 | — | \$52.00 |
| TORX® SECURITY HEAD SCREWS: Standard size only (add for each screw) | — | \$1.00 |
| Quantity Required: Sectional Trim = 4 | — | \$4.00 |

NOTE: Split finishes are not available for the nexTouch™ locks.



DISTRIBUTOR LIST PRICES

NEXTOUCH™ EXIT TRIM

NEXTOUCH EXIT TRIM available for shipment in August 2019.

DESIGNS: Augusta-AU Monroe - MO Pacific Beach - PB

| MODEL # | PRODUCT DESCRIPTION | ALL FINISHES |
|-------------------------|---|--------------|
| NO RADIO OPTIONS | | |
| NTT610-NR | Exit Rim Trim w/Pushbutton Keypad - Cylinder Override | \$810.00 |
| NTT620-NR | Exit Rim Trim w/Capacitive Touchscreen - Cylinder Override | \$834.00 |
| RADIO OPTIONS | | |
| NTT610-HA2 | Exit Rim Trim w/Pushbutton Keypad - Cylinder Override - ZigBee module | \$935.00 |
| NTT610-HA2 | Exit Rim Trim w/Capacitive Touch - Cylinder Override - ZigBee module | \$959.00 |
| NTT620-HA2 | Exit Rim Trim w/Pushbutton Keypad - Cylinder Override - w/Thumbturn ZigBee radio module | \$955.00 |
| NTT620-HA2 | Exit Rim Trim w/Capacitive Touch - Cylinder Override - w/Thumbturn ZigBee radio module | \$959.00 |
| NTT610-ZW2 | Exit Rim Trim w/Pushbutton Keypad - Cylinder Override - Z-Wave radio module | \$935.00 |
| NTT610-ZW2 | Exit Rim Trim w/Capacitive Touch - Cylinder Override - Z-Wave radio module | \$959.00 |
| NTT620-ZW2 | Exit Rim Trim w/Pushbutton Keypad - Without Cylinder Override - w/Thumbturn Z-Wave radio module | \$955.00 |
| NTT620-ZW2 | Exit Rim Trim w/Capacitive Touch - Without Cylinder Override - w/Thumbturn Z-Wave radio module | \$959.00 |

| MODEL # | PRODUCT DESCRIPTION | ALL FINISHES |
|-----------------|-------------------------------------|--------------|
| STRIKES: | | |
| 2815 | Latchbolt and Deadbolt , Curved Lip | \$38.00 |
| 2816 | Latchbolt and Deadbolt , Flat Lip | \$38.00 |



DISTRIBUTOR LIST PRICES

FIXED CORE MORTISE CYLINDERS

| MODEL # | PRODUCT DESCRIPTION | ALL FINISHES |
|---------|--|--------------|
| 2153 | Standard Cylinder for 8800FL, 8800, 8800RL, 350 Series Deadlocks | \$73.00 |
| 2553 | Schlage® "C" Keyway Cylinder 6-Pin - 0-bitted or Keyed Random | \$73.00 |
| 7PIN | 7 Pin Adder | \$2.00 |

INTERCHANGEABLE CORE MORTISE CYLINDERS: LFIC

| MODEL # | PRODUCT DESCRIPTION | LENGTH | CAM | ALL FINISHES |
|----------------|---------------------|--------------------|------|--------------|
| MORTISE | | | | |
| 2196 | LFIC Cylinder 6-Pin | 1-1/2", 1-3/4", 2" | 2160 | \$133.00 |
| 2197 | LFIC Cylinder 7-Pin | 1-11/16", 2" | 2160 | \$135.00 |

SECURITY INTERCHANGEABLE CORE MORTISE CYLINDERS

| MODEL # | PRODUCT DESCRIPTION | CAM | ORDERED SEPARATELY | ORDERED WITH LOCKSET ADD |
|---------------------------|------------------------------|------|--------------------|--------------------------|
| SECURITY CYLINDERS | | | | |
| 5153 | Security Cylinder 6-Pin | 2160 | \$291.00 | \$218.00 |
| MORTISE | | | | |
| 5196 | LFIC Security Cylinder 6-Pin | 2160 | \$362.00 | \$289.00 |
| 5197 | LFIC Security Cylinder 7-Pin | 2160 | \$366.00 | \$293.00 |

COMPLETE CYLINDERS: SFIC

Note: A620 include Best® keyway core (A600), specify keyway.

| MODEL # | PRODUCT DESCRIPTION | CAM | ALL FINISHES |
|----------------|---------------------------|-----|--------------|
| MORTISE | | | |
| A620 | SFIC Cylinder 6- or 7-Pin | KC1 | \$125.00 |

YALE® KEYMARK® CYLINDERS, CORES AND HOUSINGS

MORTISE CYLINDERS:

| MODEL # | PRODUCT DESCRIPTION | LENGTHS | ALL FINISHES |
|---------|-----------------------------|------------------------------|--------------|
| K100 | Fixed Core Mortise Cylinder | 1-1/8", 1-1/4" | \$86.00 |
| K620 | SFIC Mortise Cylinder | 1-1/4", 1-3/8", 1-3/4" | \$156.00 |
| K820 | LFIC Mortise Cylinder | 1-1/2", 1-11/16", 1-3/4", 2" | \$159.00 |

MORTISE HOUSINGS:

| MODEL# | PRODUCT DESCRIPTION | LENGTHS | ALL FINISHES |
|--------|------------------------------|------------------------|--------------|
| K660 | SFIC Mortise Housing | 1-1/4", 1-3/8", 1-3/4" | \$73.00 |
| K670 | SFIC Tapered Mortise Housing | 1-1/4", 1-3/8" | \$76.00 |

When Ordering: Specify finish.
Specify ring/collar size when ordering with cylinder.

**CYLINDER COMPONENTS & OPTIONS*****CYLINDER COLLARS:**

| MODEL # | PRODUCT DESCRIPTION | ALL FINISHES |
|---------|---------------------|--------------|
| 1765 | .062" - .219" | \$35.10 |
| | .250" - .656" | |

*Specify dimension. Cylinder collars not furnished with locksets or other products when ordered less cylinders. When cylinders ordered separately, collar length must be specified.

| MODEL/PART # | PRODUCT DESCRIPTION | LIST PRICE |
|---------------------|--|------------|
| ACCESSORIES: | | |
| 784 | Optional remote 9VDC power supply with plug-in wall transformer | \$491.00 |
| WH-28 | Remote power and request to enter wire harness | \$63.00 |
| 14-4761-0106-025 | 1-3/8" Thin door kit. Includes inside and outside escutcheon spacers as well as a 2-3/8" latchbolt | \$75.00 |

| MODEL # | PRODUCT DESCRIPTION | LIST PRICE |
|-----------------------|---------------------|------------|
| RADIO MODULES: | | |
| ZW2 | USA Zwave | \$125.00 |
| HA2 | HA1.2 Zigbee | |



DISTRIBUTOR LIST PRICES



ONLINE LITERATURE AND TEMPLATES

For the latest information on Yale Locks & Hardware products,
visit our website at www.yalelocks.com.

Click "Library" to find:

Catalogs

–

Parts Manuals

–

Templates

–

Specifications

–

Installation Instructions

Yale® customers can click "Extranet" on the website to register and:

Check the status of orders

–

Check availability of quick ship items

–

Track your order and confirm delivery

–

Receive email notification of template changes

–

And more...



Yale Locks & Hardware

Address: 225 Episcopal Road, Berlin, CT 06037-4004 USA
Tel: 1-800-438-1951 • *Fax:* 1-800-338-0965 • www.yalelocks.com

ASSA ABLOY Door Security Solutions Canada

Address: 160 Four Valley Drive, Vaughan, ON L4K 4T9
Tel: 1-800.461.3007 • *Fax:* 1-800.461.8989 • www.assaabloydss.ca

Copyright © 2002-2019, ASSA ABLOY Access and Egress Hardware Group, Inc. All rights reserved. Reproduction in whole or in part without the express written permission of ASSA ABLOY Access and Egress Hardware Group, Inc. is prohibited. Patent pending and/or patent www.assaabloydss.com/patents.

YALE, with its unique global reach and range of products, is the world's favorite lock.

ASSA ABLOY is the global leader in door opening solutions, dedicated to satisfying end-user needs for security, safety and convenience.

42001-6/19R