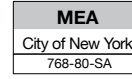


7500 Series HiTower®

Distributor Discount Code **LK**

HiTower® – Electric Frame Actuator Controlled Locksets

The HiTower utilizes SDC's original concept of utilizing an electric frame actuator to control a mechanical lock in the door, eliminating the cost and labor associated with a power transfer hinge and wires through the door.



HiTower® Z7500


- SDC brand Grade 1 Heavy Duty lockset
- Field selectable function, Locked outside only or both sides

HiTower® CONVERSIONS


Distributors provide a new mechanical lock brand of choice to the factory for conversion to an electric frame actuator controlled lockset.



Electrically Controlled Single Point Locks or Latches
3 Hr A Label Fire Rated Doors



Z7500



SDC S6303FH



O7550 Yale Conversion



G

GE



E

EE



N

NE



07

07E

SPECIFY SOURCE OF MORTISE LOCK

HiTower® Pro - SDC supplied mortise lock and electric frame actuator, complete with lever trim (Cylinder not included)

Z SDC lockset **ZR** SDC Retrofit lockset, replaces discontinued 5000/6000 series

ZY SDC retrofit lockset replaces SDC modifications of discontinued manufacturer models: Falcon-LM581; Sargent-7704/7705; Corbin-9557L/2257; Russwin- 7059L; Arrow-1600EW; Yale-8705; Almet-5007; Best-35HEW

HiTower® Mod - SDC supplied Schlage mortise lock and electric frame actuator, less lever trim

ZS Schlage L9080

HiTower® Mod - Distributors supply SDC with the mortise lock body and armored front (less trim) for modification. SDC returns the modified lock body with an electric actuator. Upon installation, two lever return spring cages (supplied by distributor) are required for proper operation.

A Falcon*	MA581	P Yale	8805
D Sargent	8204	R Schlage Retro	L9080 (replaces 5000 series)
H Hager	3880	S Schlage	L9080
I Corbin/Russwin	2057	T Best	35 HEW and 45H
N Arrow	B12	U Dorma	Consult Factory
O Yale	7130F-L5 Exit device	V Marks	5EW

SPECIFY FUNCTION

- 7530** Locked both sides. Unlocked by access control, remote control and key from either side, failsafe
- 7550** Locked outside only. Unlocked by access control, remote control, outside key and inside lever, failsafe
- 7560** Locked both sides. Unlocked by access control, remote control and key from either side, failsecure
- 7570** Locked outside only. Unlocked by access control, remote control, outside key and inside lever, failsecure

SPECIFY HAND

- L** Left hand **LR** Left hand reversed
- R** Right hand **RR** Right hand reversed

ACTUATOR VOLTAGE AND FRAME SIZE

see page 39 for pricing

Fail-safe actuator for 1-3/4" to 2" face frames

- A** 115VAC 0.2 Amps
- B** 24VAC 0.5 Amps
- C** 24VDC 0.5 Amps

Extra Narrow fail-safe actuator for 1-1/4" to 1-1/2" face frames

- D** 115VAC 0.2 Amps
- E** 24VAC 0.5 Amps
- F** 24VDC 0.5 Amps

+Fail-secure actuator for 2" face frames

- G** 115VAC 0.2 Amps
- H** 24VAC 0.5 Amps
- J** 24VDC 0.5 Amps

+ Fail Secure Actuator Available with Z or S lockset only. Special strike preparation required for S7560/7570.

SPECIFY FINISH FOR Z, ZR, ZY, ZS ONLY

add to list

Q 626 Dull Chrome (standard)

C 605 Bright Brass	56.00	G 612 Dull Bronze	56.00	S 629 Bright Stainless Steel	56.00
D 606 Dull Brass	56.00	H 613 Oil Rubbed Bronze	56.00	U 630 Dull Stainless Steel	56.00
F 611 Bright Bronze	56.00	P 625 Bright Chrome	56.00		

OPTIONS

add to list

Lock status and wire harness

- L** Latch status switch, SPDT, 5 Amps @ 30VDC **67.00**
- S** Latch and deadlock status, 3 Amps @ 30VDC **112.00**

SPECIFY LEVER TRIM FOR Z, ZR & ZY

add to list

G Galaxy with rose	N/C	GE Galaxy with escutcheon	108.00
E Eclipse with rose	N/C	EE Eclipse with escutcheon	108.00
N Nova with rose	N/C	NE Nova with escutcheon	108.00
07 Schlage style with SDC B rose	N/C	07E Schlage style with SDC escutcheon	108.00

HiTower® PRO

Sources Z, ZR, ZY: SDC supplied - SDC lever trim, mortise lock and electric frame actuator.

SOURCE/FUNCTION

Z7530	SDC	Failsafe, locked both sides with rose trim	782.00
Z7550	SDC	Failsafe, locked outside only with rose trim	771.00
Z7560	SDC	Failsecure, locked Both sides with rose trim	948.00
Z7570	SDC	Failsecure, locked outside only with rose trim	938.00
ZY7530	SDC	(Replaces discontinued lock models, see page 39 for details) Failsafe, locked both sides with rose trim	782.00
ZY7550	SDC	(Replaces discontinued lock models, see page 39 for details) Failsafe, locked outside only with rose trim	771.00
ZR7530	SDC	(Replaces 5000 series) Failsafe, locked both sides with rose trim	894.00
ZR7550	SDC	(Replaces 5000 series) Failsafe, locked outside only with rose trim	881.00
ZR7560	SDC	(Replaces 6000 series) Failsecure, locked both sides with rose trim	948.00
ZR7570	SDC	(Replaces 6000 series) Failsecure, locked outside only with rose trim	938.00
Extra Narrow Failsafe Frame Actuator			Add 134.00
(Actuator type D, E, F, only page 39) For 1-1/4" to 1-1/2" frames. Special strike prep required. Not available with ZR or failsecure 7560 and 7570			
Rose Trim			N/C
Escutcheon trim			Add 112.00

HiTower® MOD

Source ZS (see page 38). **Special order, no returns, no cancellation**
SDC supplied - Schlage L mortise lock and electric frame actuator, **less lever trim**

SOURCE/FUNCTION

ZS7530	Schlage	Failsafe, locked both sides	1,924.00
ZS7550	Schlage	Failsafe, locked outside only	1,924.00

HiTower® MOD

Sources A, D, I, N, O, P, S, T (see page 38)
Distributor supplied - Major brand mechanical lock for modification, SDC supplied Electric frame actuator

SOURCE/FUNCTION

A, D, H, I, N, P, S, T, U, V 7530	Failsafe, locked both sides	532.00
A, D, H, I, N, O, P, S, T, U, V 7550	Failsafe, locked outside only	494.00
S7560	Failsecure, locked both sides (5.75" Strike plate)	693.00
S7570	Failsecure, locked outside only (5.75" Strike plate)	683.00
Extra Narrow Failsafe Frame Actuator		134.00
(Actuator type D, E, F only page 39) For 1-1/4" to 1-1/2" frames. Special strike prep required.		
Not available with failsecure 7560 and 7570		

HiTower® MOD

Source R (see page 38)
Distributor supplied - Schlage L9080 mechanical lock for modification. SDC supplied Electric frame actuator

SOURCE/FUNCTION

R7530	(Replaces 5000 series) Failsafe, locked both sides	588.00
R7550	(Replaces 5000 series) Failsafe, locked outside only	555.00

ACCESSORIES

Add to List

SC-10	Socket connectors with 10 ft. cable, power wiring only	67.00
SC-10-5	Socket connectors with 10 ft. cable for power and options	86.00
Electrical back boxes for frame actuators with conduit knockouts: (Recommended for new construction)		
7500EB-S	For standard actuator in 1-3/4" or 2" face frame	34.00
7500EB-N	For narrow actuator in 1-1/4" or 1-1/2" face frame	34.00
Optional Key Cylinders		
CYL-6KDK	6 pin, 1.125" keyed different, 626 Dull Chrome	49.00
CYL-6KAQ	6 pin, 1.125" keyed alike, 626 Dull Chrome	49.00



Special Strikes

SSP	Special retrofit strike plate	134.00	Specify extended lip strike in writing	POA
------------	-------------------------------	---------------	---	------------