


A110HD - "EA" & "R" ELECTRICAL MODIFICATION WITH REMOVABLE OPTION

120"



12 WIRE STANDARD

NOTES:

1. HINGES CUT TO CUSTOM LENGTH ARE CUT FROM BOTTOM OF HINGE. CUSTOM CUT HINGE REQUIRES HANDING.



R = REMOVABLE, (3) INDIVIDUAL HINGES, THRU WIRE CAN BE REMOVED TO ACCESS WIRES.

★ = MANUFACTURING TO ADD (4) COUNTERSINK THRU HOLES FOR #12 FLAT HEAD SCREW.

STANDARD HINGE SIZES & SCREW DETAIL

NOMINAL DOOR HEIGHT		6'8"	7'0"	7'2"	8'0"	10'0"
ACTUAL HINGE LENGTH		79"	83"	85"	95"	120"
FRAME	12-24 x 3/4" PHILLIPS FLAT HEAD, UNDERCUT, SELF DRILLING, THREAD FORMING TEK MACHINE SCREW	20	20	20	22	25
DOOR	12-24 x 3/4" PHILLIPS FLAT HEAD, UNDERCUT, SELF DRILLING, THREAD FORMING TEK MACHINE SCREW	20	20	20	22	25

A110HD-EA & R, ELECTRICAL MODIFICATION WITH REMOVABLE OPTION-1-02.DWG

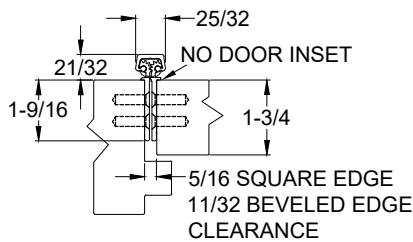
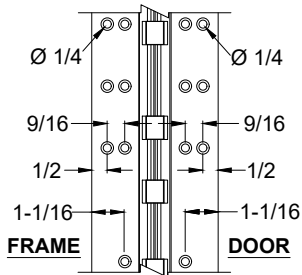


www.abhmfg.com
 E-mail: abhinfo@abhmfg.com
 Architectural Builders Hardware Mfg., Inc.
 1222 Ardmore Ave., Itasca, IL 60143
 630.875.9900; FAX 800.9FAXABH (932.9224)

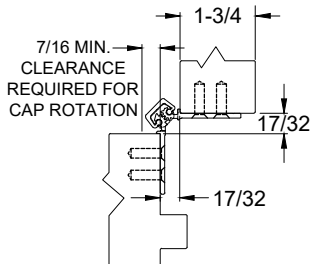
© 2020 ABH Mfg., Inc.
printed in USA

A110HD - "EA" & "R"
ELECTRICAL MODIFICATION
WITH REMOVABLE OPTION

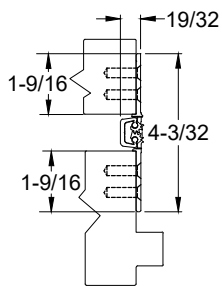
A110HD - "EA" & "R" ELECTRICAL MODIFICATION WITH REMOVABLE OPTION



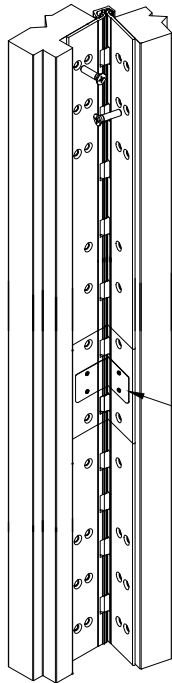
CLOSED POSITION



90° OPENING

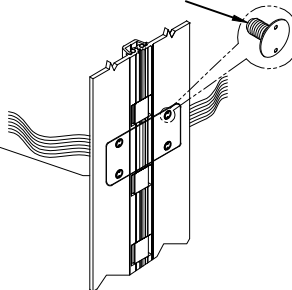


180° OPENING

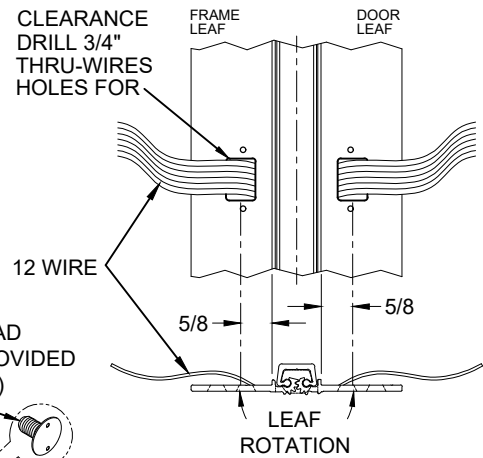


**ISOMETRIC VIEW
~90° OPENING**

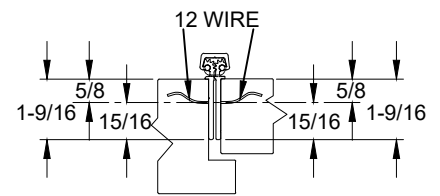
#6 SPANNER FLAT HEAD SECURITY SCREW PROVIDED STANDARD (4 PLACES)



**ISOMETRIC VIEW
180° OPENING**



WIRE TRANSFER VIEW



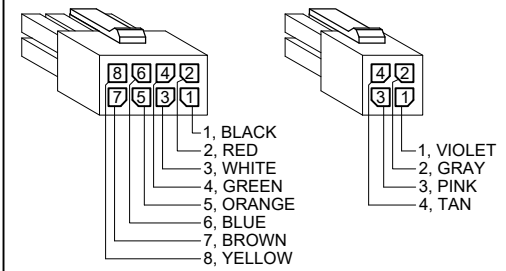
WIRE TRANSFER VIEW

NOTES:

1. MOLEX  CONNECTOR OPTION AVAILABLE - SUFFIX "EZ".

* SPECIFY ELECTRIFIED HARDWARE MANUFACTURER FOR CONNECTOR COMPABILITY

EZ CONNECT OPTION



SPECIFICATION:

DESCRIPTION: SINGLE CONDUCTOR #22 AWG MINIATURE HOOK-UP WIRE FOR APPLICATIONS REQUIRING EXTREME FLEXIBILITY.

CONDUCTOR: #22 AWG 168/44 (0.002") SOFT BARE COPPER LHL.

INSULATION: PROPRIETARY FORMULATION PVC 0.010" NOM. WALL MEETS VW-1 FLAME REQUIREMENT.

DIAMETER: 0.053" ± 0.003".

RESISTANCE: 16.7 OHMS MAX. @ 20°C, PER 1000 FT.

VOLTAGE RATING: 600 VOLTS RMS, DEPENDING ON SPECIFICATION.

AVAILABLE AS RoHS COMPLIANT.

A110HD-EA & R, ELECTRICAL MODIFICATION WITH REMOVABLE OPTION-2-02.DWG



www.abhmfg.com
E-mail: abhinfo@abhmfg.com
Architectural Builders Hardware Mfg., Inc.
1222 Ardmore Ave., Itasca, IL 60143
630.875.9900; FAX 800.9FAXABH (932.9224)

© 2020 ABH Mfg., Inc.
printed in USA

A110HD - "EA" & "R"
ELECTRICAL MODIFICATION
WITH REMOVABLE OPTION

PAGE 2 OF 2
REVISED 09-23-20