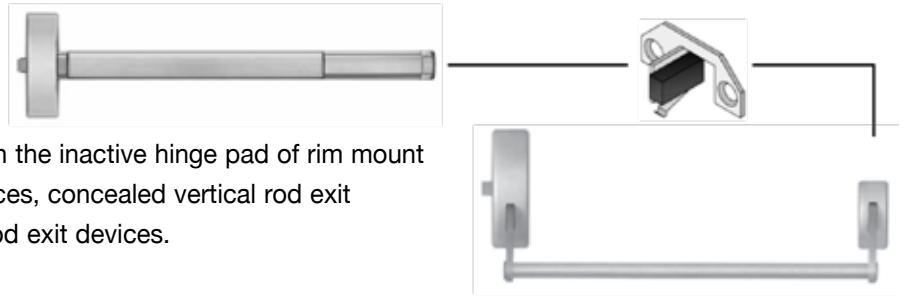


Monitoring Switch Kits








Switch kits are field installed in the inactive hinge pad of rim mount exit devices, mortise exit devices, concealed vertical rod exit devices and surface vertical rod exit devices.

FEATURES

- Include a SPDT Switch Assembly with Wire Leads
- Electromagnetic Lock Release
- Request-to-Exit
- Alarm Shunt or Alarm Activation

MODELS

510	Von Duprin 33, 35, 98, 99	525	Monarch 18 and 19
510-2	Von Duprin 33, 35, 98, 99 DPDT	525-2	Monarch 18 and 19
 511	Von Duprin 55	526	Corbin ED8200
 512	Von Duprin 88	 527	Sargent 80, Arrow S3800/S120
 514	Dor-O-Matic 990, 1090, 1990, 2090	527-2	Sargent 80 DPDT
515	Sargent 9300, 9400, 9500	528	Sargent 20/60 and Yale 2100
516	Sargent 9600, 9700, 9800, 9900	 531	Yale 7000 (Dogging mechanism required) Corbin 4000/5000
517	Adams Rite 8300, 8400, 8700, 8800	535	Kawneer Mid Panel Line Dor-O-Matic 1390
518	Precision Series 1100	536	Jackson 1295
518A	Precision Apex Series (2100 - 2800)	539	Cal Royal 9800 Series
519	Jackson 1095	542	Hager 4700
519-2	Jackson 1095 DPDT	590	Dor-O-Matic 1690
520	Corbin 3000		
521	Corbin 7000		

NOTE: Consult factory for Exit Device Switch Kits not shown. Modification of any kind to a UL Listed device may void UL Listing.

SPECIFICATIONS

Switch Contact SPDT, 5 Amp @ 30VDC

APPLICATION

- Activation of Delayed Egress Locks
- Electromagnetic Lock Release
- Request-to-Exit
- Alarm Shunt or Alarm Activation

