



GP SERIES

Grade 2 Heavy-Duty Cylindrical



pdqlocks.com

GP SERIES

GRADE 2 HEAVY-DUTY CYLINDRICAL LOCKS

FEATURES

- 10 Mechanical Functions
- Smashes BHMA Abusive Lever Torque Test Standard
- Retrofits All Major Competitor Door Preps
- 3 Backset Options
- Assembled in the U.S.A.
- Versatile – Trim Matches PDQ Grade 1 XGT and GT Cylindrical Locks



TYPICAL APPLICATIONS

- Assisted Living
- Federal Government
- State and Local Government
- Healthcare
- Hospitality
- Higher Education
- K-12 Education
- Industrial
- Multi-Family
- Office
- Retail
- Religious

PRODUCT SPECIFICATIONS



FOR DOORS:	• 1-3/8" to 1-3/4" thick • Preset for 1-3/4" door
APPLICATION:	• Through door thru-bolting • Fits 160 and 161 Door prep
BACKSET:	• 2-3/4" standard • 2-3/8", 5" optional
CHASSIS:	• Heavy duty zinc diecast, investment cast, cold rolled steel, stainless steel mechanism
FRONT:	• 2-1/4" x 1-1/8" or 2-1/4" x 1" • Stainless Steel or Wrought Brass • Beveled 1/8" on 2"
STRIKE:	• ASA standard • Stainless Steel or Wrought Brass • T-Strike or Full Lip Strike optional
LEVERS:	• Philadelphia, Boston, Miami
ROSE:	• 3-3/8" DIA Wrought
LATCHBOLT:	• 1/2" Throw
HAND:	• Non-handed
TRIM:	• Solid Zinc diecast PHL, BSN or MIA Levers • 65° Lever Rotation • Wrought Brass Roses • Concealed Screws
KEYS:	• Two (2) per Lock
KEYWAYS:	• SCC standard (Schlage C Compatible) • Also available in keyways of other manufacturers
INTERCHANGEABLE CORE:	• Available for all keyed functions • Large Format IC Core available for PHL Lever ONLY. For other lever shapes, contact PDQ Customer Service. • 6 or 7-pin • Compatible with Best, Falcon & Arrow
CYLINDER:	• 6-pin Brass Insert Cylinder keyed to 5-pins
KEYING:	• Options: MK, CMK or GMK • Zero Bitted (KO), Keyed Different (KD) or Keyed Alike (KA) Can be keyed into existing master key systems
FINISHES:	• 605 (US3), 606 (US4), 612 (US10), 613 (US10B), 625 (US26), 626 (US26D) • Optional Antimicrobial Coating
CERTIFICATIONS, LISTINGS, COMPLIANCES:	• UL listed for 3 hrs, for single doors up to 4'0" x 8'0" • Certified to ANSI/BHMA 156.2, Grade 2 • Complies with ADA (Americans with Disabilities Act) and ICC/ANSI 117.1 for Accessible and Usable Buildings
WARRANTY:	• Eight (8) Year Limited Warranty
COUNTRY OF ORIGIN:	• Assembled in the U.S.A. with U.S. and foreign material. Meets requirements of the Buy American Act.

† Available with antimicrobial coating, technology that is known to inhibit the growth of microbes.

CYLINDERS

PDQ cylinders and plugs are designed to interface with the keyways of most major lock manufacturers. Insert cylinders are designed to accept 6 pins and are combined for 5 pins. These cylinders are shipped with two keys. Interchangeable core cylinders are available combined or uncombined for 6 and 7 pins and must be specified when ordering. Available in two finishes — US4(606) and US26D(626); specify when ordering separately.

Interchangeable core cylinder

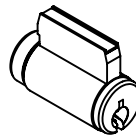


Standard insert cylinder for 1-3/8" to 1-3/4" doors

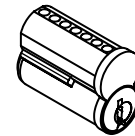


HIGH SECURITY CORES

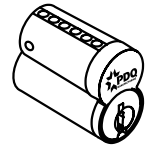
Also available w/a patented high security keyway in Standard, SFIC and LFIC configurations. (LFIC requires Large Format Lever)



Combination Core



IC Core



LFIC Core

STRIKES

All PDQ series locks are reversible and shipped with screws. Specify required strike when ordering by defining door frame.

"T" Strike Square Corners*
1-1/8" x 2-3/4"
x 3/32"



"ASA" Strike*
1-1/4" x 4-7/8"
x 3/32"



"Full Lip" Strike*
1-5/8" x 2-1/4"
x 3/32"



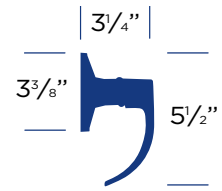
*Not to scale

OPTIONS

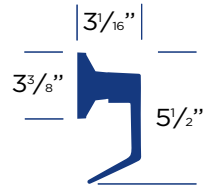
- Tactile Abrasive Coating — Inside, Outside or Both Sides
- Split Finishes
- Lead-Lined Rose
- Dust Box
- Antimicrobial Coating
- Electric Strike (UL Listed)

BORED LOCKS

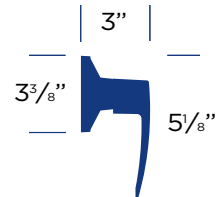
Boston



Philadelphia



Miami



WHAT MAKES A GREAT LOCK

STRENGTH TEST — TORQUE ON LOCKED LEVER

BHMA STANDARD

400 in-lbs



100 LBS.

GP SERIES

1,500 in-lbs

OVER 3X
BHMA STANDARD



375 LBS.

0

1

2

DURABILITY TEST — CYCLES OF OPENING AND CLOSING

BHMA STANDARD

1 Million Cycles

GP SERIES

1 Million Cycles

0

1

SUGGESTED ARCHITECTURAL SPECIFICATIONS

Lockset will be GP Series from PDQ Industries, Inc., Lancaster, Pennsylvania, assembled in the U.S.A., with a eight-year manufacturer's limited warranty, and be certified to ANSI/ BHMA A156.2-2003, Series 4000, Grade 2. Windstorm Resistant Product Listed - ANSI A250.13-2003, ASTM E1886-02, ASTM E330-02. Outswing: 350 ft-lbs., Inswing: N/R, Design Load Rating: 685 lbf. Locksets shall be listed by U.L./U.L.C. for ratings of "A" (3 hours) label and less, for single doors up to 4'0" x 8'0". U.L. 10C/UBC 7-2 (1997) Positive

Pressure Rated and U.L. 10B Neutral Pressure Rated. Levers to be solid cast, with no plastic inserts, minimum 5-1/2" in overall length with supportive spring power totally independent of chassis or latch unit. Lockset to be fully adjustable for 1-3/8" to 1-3/4" doors. Positive lever stop is to be totally independent of chassis or latch mechanism. Lockset fasteners to be concealed with through-the-door through-bolt attachment outside the 2-1/8" door prep, exceeds 1600 in lbs. of torque resistance.

CROSS REFERENCE

ANSI # / FUNCTION	PDQ	ARROW	BEST	CORBIN	DORMA	FALCON	HAGER	K2	SARGENT	SCHLAGE	YALE
F75 PASSAGE	GP 126	ML01	73K	CL3810	CL710	B101	3510	QCL230	7U15	AL10	5301LN
F76 PRIVACY	GP 176	ML02	73K	CL3820	CL740	B301	3540	QCL240	7U65	AL40	5303LN
F82 ENTRY	GP 182	NA	73K	CL3861	CL750	B501	3550	NA	NA	AL50	5302LN
F109 ENTRANCE	GP 116	ML11	73K	CL3851	CL753	B511	3553	QCL250	7G05	AL53	5307LN
F84 CLASSROOM	GP 148	ML17	73K	CL3855	CL770	B561	3570	QCL260	7G37	AL70	5308LN
F86 STORE ROOM	GP 115	ML12	73K	CL3857	CL780	B581	3580	QCL270	7G04	AL80	5305LN
SINGLE DUMMY	GP 211	ML08	73K	CL3850	CL701	B12	3517	QCL220	7U93	AL170	5328LN

LEVER COMPARISON

PDQ	ARROW	BEST	CORBIN	DORMA	FALCON	HAGER	K2	SARGENT	SCHLAGE	YALE
MIA – MIAMI	VR	16	AZD	LG	NA	AUS	SLA	B	JUP	MO
PHL – PHILADELPHIA	BRR	15	NZD	LR	D	WTS	PNN	L	SAT	AU
BSN – BOSTON	SR	14	PZD	LC	Q	ARC	PEA	P	NEP	PB



Philadelphia













Boston



Miami

Information on this sheet is compiled from public documents and third parties. As a result, PDQ makes no guarantees as to their accuracy, content, quality or availability. Comparisons were made using the technical features only and are not commercial comparisons. Final suitability should be determined by a professional hardware consultant.

FUNCTIONS

FUNCTION	FUNCTION NUMBER	INSIDE OUTSIDE	DESCRIPTION	ANSI NUMBER
NON KEYED				
Communicating	GP125		<ul style="list-style-type: none"> Latchbolt operated by inside lever Blank plate outside Minimum clearance of 1-1/2" between doors Frame depth 7-1/8" Deadlocking (guarded) latchbolt 	—
Passage	GP126		<ul style="list-style-type: none"> Latchbolt operated by lever from either side at all times 	F75
Privacy Bedroom Bathroom	GP176		<ul style="list-style-type: none"> Latchbolt operated by lever from either side or emergency release in outside lever Outside lever locked by push button on inside Outside lever unlocked by emergency release from outside, rotating inside lever, or closing door 	F76
KEYED				
Storeroom	GP115		<ul style="list-style-type: none"> Latchbolt operated by inside lever or key in outside lever Outside lever always fixed 	F86
Entrance	GP116		<ul style="list-style-type: none"> Latchbolt operated by lever from either side or key in outside lever Outside lever locked by push/turn button on inside When outside lever is locked by push button on inside – key from outside, or rotating inside lever unlocks outside lever When outside lever is locked by pushing and turning button on the inside, key from outside or rotating inside lever retracts latch but does not unlock outside lever 	F109
Classroom	GP148		<ul style="list-style-type: none"> Latchbolt operated by lever from either side Outside lever locked by key from outside Outside lever unlocked by key from outside Inside lever always operates latch 	F84
Exit or Twin Communicating	GP150		<ul style="list-style-type: none"> Latchbolt operated by inside lever Blank plate outside Inside lever locked by key inside Inside lever unlocked by key inside Minimum clearance of 1-1/2" between doors Use only in rooms with more than one exit Frame depth 7-1/8" 	—
Entry	GP182		<ul style="list-style-type: none"> Latchbolt operated by lever from either side or key in outside lever Outside lever locked by push button on inside Outside lever unlocked by key from outside, and rotating inside lever 	F82
DUMMY				
Double Dummy	GP205		<ul style="list-style-type: none"> Pull lever both sides No mechanical operation 	—
Single Dummy	GP211		<ul style="list-style-type: none"> Pull lever one side No mechanical operation 	—





SECURING
CONFIDENCE
OPENING
POSSIBILITIES

Phone: 800.441.9692

Tech Support: 833.2.PDQTEC (833.273.7832)

FAX: 717.656.6892 | Email: help@pdqlocks.com

Headquarters: 2230 Embassy Drive, Lancaster, PA 17603

**Regional Distribution Centers: Lancaster, PA | Kansas City, MO
Henderson, NV | Auburn, WA**

Design Office: Milan, Italy

pdqlocks.com